



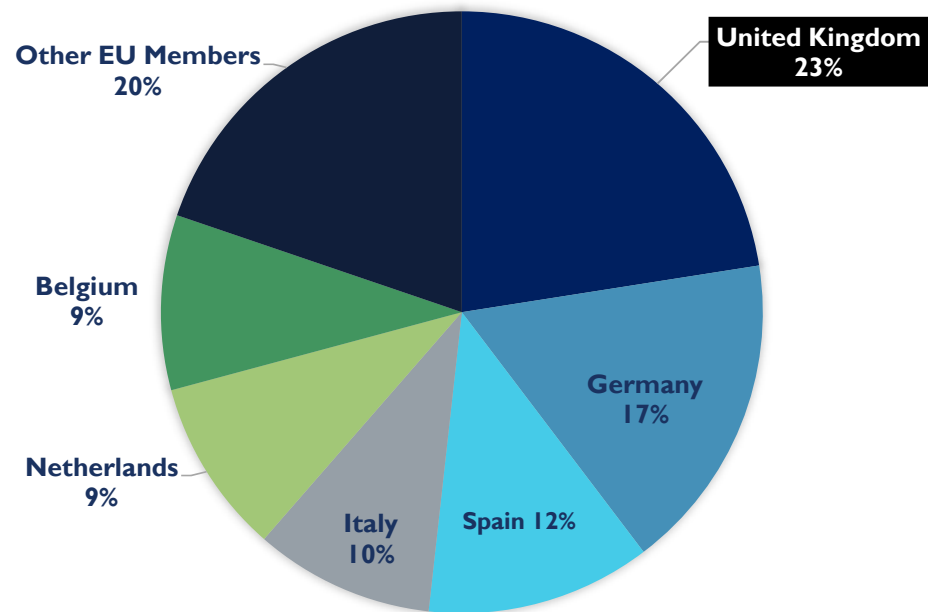
FOSTERING ECONOMIC GROWTH

(A Company set up under Section 42 of the Companies Ordinance 1984)

THE UNITED KINGDOM - PAKISTAN TRADE

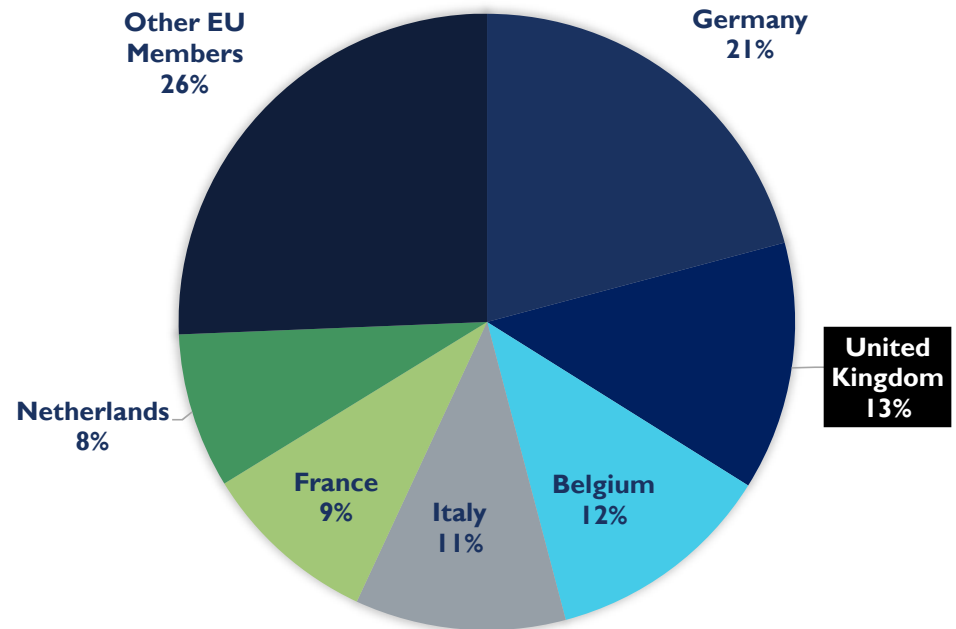
PAKISTAN'S EXPORTS TO THE EU, 2016

- The EU is Pakistan's largest export market representing 34% of exports
- The UK at 23%, is the largest export market in EU.



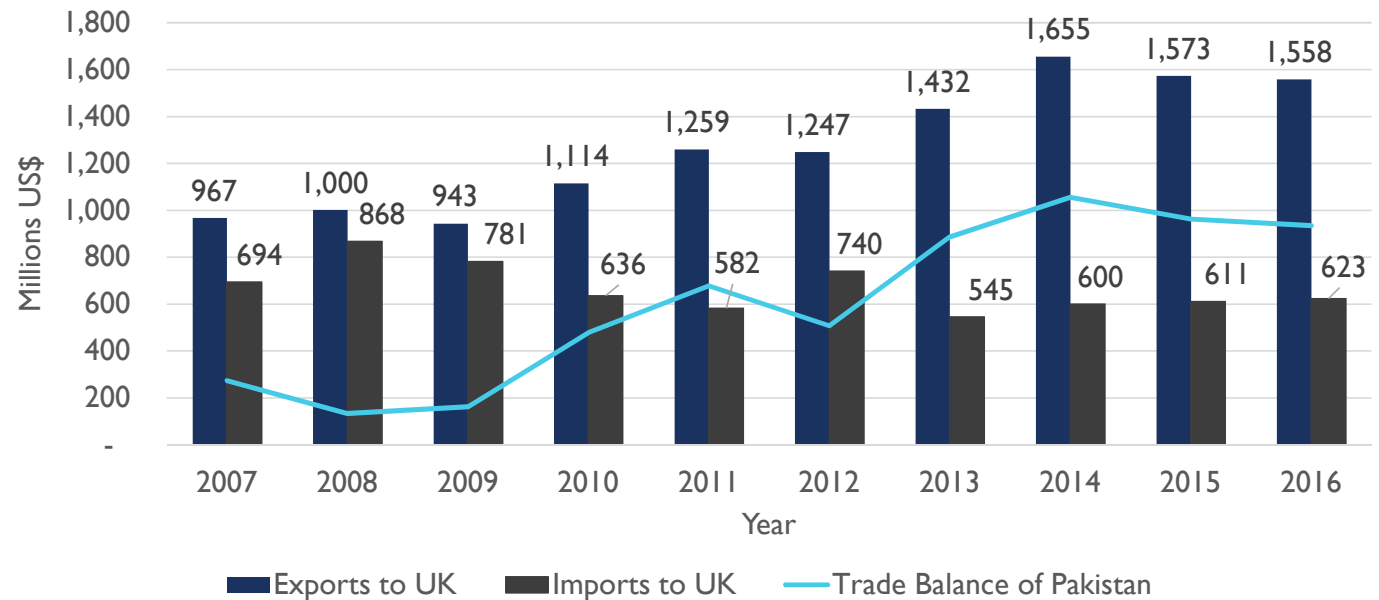
PAKISTAN'S IMPORTS FROM THE EU, 2016

- EU is Pakistan's 3rd largest import partner after China and UAE.
- Imports from the EU stood at \$4.78 billion in 2016.
- The UK accounts for 13% of Pakistan's imports from the EU and 1.3% of total imports from the world.



PAKISTAN UK TRADE TRENDS

- In 2016, the UK was Pakistan's
 - **3rd** largest export market (accounted for 7.6% of Pakistan's global exports)
 - **16th** largest partner for imports (accounted for 1.3% of Pakistan's global imports)



COMPOSITION OF PAKISTAN'S EXPORTS UK, 2016

10 Textiles and Clothing
84.07%

Bedlinen; toilet and kitchen linen; trousers, bibs, etc; cardigans...

16 Miscellaneous
4.61%

Surgical Inst;
spring mattresses;
sports equip...

2 Vegetable
4.14%

Rice; mangoes;
spices...

8 Hides and Skin
3.05%



(10) Textiles & Clothing **84.07%**
 (16) Miscellaneous **4.61%**
 (2) Vegetable **4.14%**
 (8) Hides and Skin **3.05%**
 (3) Food Products **0.83%**
 (13) Metals **0.71%**
 (11) Footwear **0.71%**
 (14) Mach and Elec **0.44%**
 (12) Stone and Glass **0.44%**
 (6) Chemicals **0.31%**
 (7) Plastic or Rubber **0.26%**
 (1) Animals **0.16%**
 (15) Transportation **0.15%**
 (4) Minerals **0.1%**
 (9) Wood **0.1%**
 (5) Fuels **0.0%**

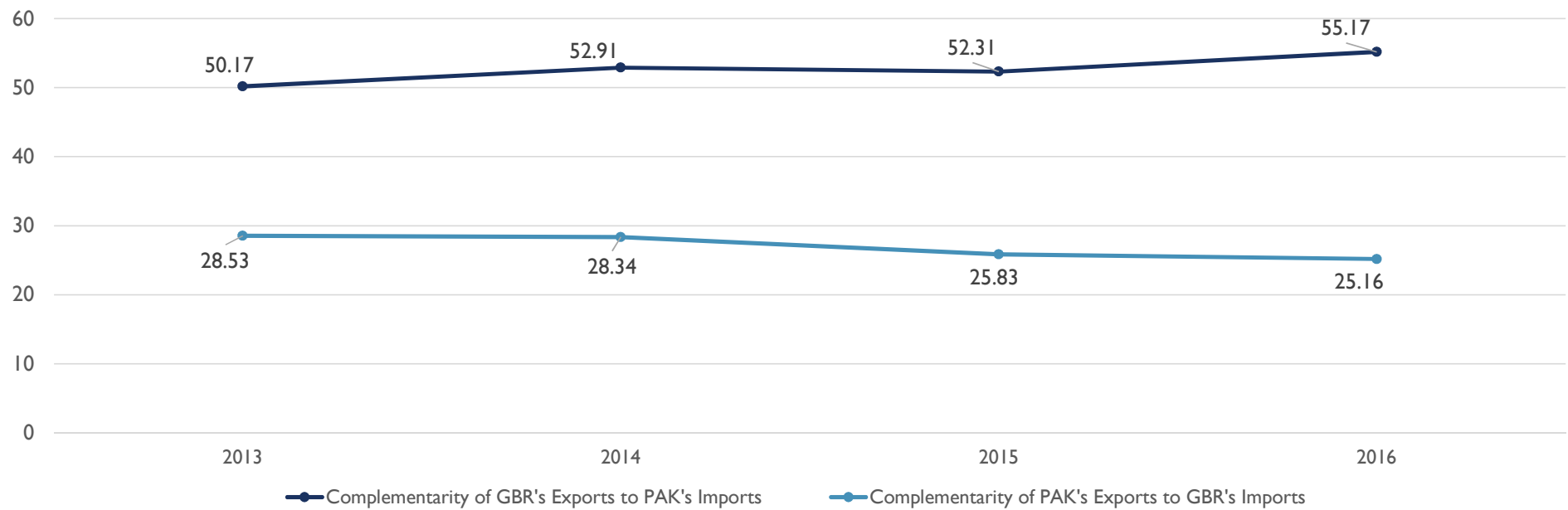
PAKISTAN'S TOP 10 EXPORTS TO THE UK

HS CODE	DESCRIPTION	EXPORT VALUE 2014 (US\$)	EXPORT VALUE 2015 (US\$)	EXPORT VALUE 2016 (US\$)
630239	Bedlinen of textile materials (excluding of cotton and man-made fibres)	196,305,000	194,732,000	218,877,000
630210	Bedlinen, knitted or crocheted	124,147,000	108,349,000	103,722,000
620322	Men's or boys' ensembles of cotton (excluding knitted or crocheted)	46,980,000	9,870,000	97,241,000
630231	Bedlinen of cotton (excluding printed, knitted or crocheted)	86,577,000	93,441,000	85,753,000
630260	Toilet linen and kitchen linen, of terry toweling or similar terry fabrics of cotton	72,968,000	83,331,000	79,194,000
610590	Men's or boys' shirts of textile materials, knitted or crocheted	76,228,000	69,853,000	64,715,000
620342	Men's or boys' trousers, bib and brace overalls, breeches and shorts	87,950,000	111,882,000	55,509,000
611090	Jerseys, pullovers, cardigans, waistcoats	25,843,000	32,003,000	41,343,000
610510	Men's or boys' shirts of cotton, knitted or crocheted	50,029,000	46,229,000	38,941,000
610349	Men's or boys' trousers, bib and brace overalls	25,577,000	27,559,000	34,745,000

PAKISTAN'S TOP 10 IMPORTS FROM THE UK

HS CODE	DESCRIPTION	IMPORT VALUE 2014 (US\$)	IMPORT VALUE 2015 (US\$)	IMPORT VALUE 2016 (US\$)
720441	Turnings, shavings, chips, milling waste, sawdust, filings, trimmings and stampings of iron ...	74,506,000	115,078,000	133,466,000
720449	Waste and scrap of iron or steel (excluding slag, scale	38,919,000	59,322,000	64,090,000
780110	Unwrought lead, refined	30,970,000	23,634,000	29,351,000
630900	Worn clothing and clothing accessories, blankets and travelling rugs, household linen	22,967,000	26,454,000	25,721,000
382490	Chemical products and preparations of the chemical or allied industries, incl.	7,335,000	14,773,000	18,106,000
550490	Artificial staple fibres, not carded, combed or otherwise processed for spinning	24,816,000	14,015,000	14,897,000
850213	Generating sets with compression-ignition internal combustion piston engine	27,358,000	18,882,000	12,127,000
847130	Data-processing machines, automatic, portable, weighing <= 10 kg	6,856,000	7,216,000	10,683,000
841199	Parts of gas turbines	4,157,000	1,092,000	10,158,000
300490	Medicaments consisting of mixed or unmixed products for therapeutic	11,928,000	7,562,000	9,301,000

TRADE COMPLIMENTARITY



Pakistan's Theoretical Potential for Additional Exports to the UK, 2016

Top 10 Potential Products (HS 06)

HS CODE	DESCRIPTION	ACTUAL EXPORTS IN 2016 (US\$)	POTENTIAL EXPORTS IN 2016 (US\$)
620462	Women's or girls' trousers, bib and brace overalls, breeches and shorts of cotton	30,506,000	335,716,000
901890	Instruments and appliances used in medical, surgical or veterinary sciences, n.e.s.	31,778,000	294,250,000
220710	Undenatured ethyl alcohol, of actual alcoholic strength of \geq 80%	-	221,817,000
100630	Semi-milled or wholly milled rice, whether or not polished or glazed	23,926,000	205,691,000
630260	Toilet linen and kitchen linen, of terry towelling or similar terry fabrics of cotton	79,194,000	185,350,000
610910	T-shirts, singlets and other vests of cotton, knitted or crocheted	25,154,000	179,957,000
610510	Men's or boys' shirts of cotton, knitted or crocheted (excluding nightshirts, T-shirts, singlets)	38,941,000	170,949,000
420310	Articles of apparel, of leather or composition leather	19,718,000	167,327,000
080520	Fresh or dried mandarins incl. tangerines and satsumas, clementines, wilking	-	157,970,000
630231	Bedlinen of cotton (excluding printed, knitted or crocheted)	85,753,000	144,383,000

Pakistan's Theoretical Potential for Additional Imports from the UK, 2016

Top 10 Potential Products (HS 06)

HS CODE	DESCRIPTION	ACTUAL IMPORTS IN 2016 (US\$)	POTENTIAL IMPORTS IN 2016 (US\$)
851712	Telephones for cellular networks "mobile telephones" or for other wireless networks	84,000	707,564,000
720449	Waste and scrap of iron or steel (excluding slag, scale and other waste of the production of ...	64,090,000	507,025,000
870322	Motor cars and other motor vehicles principally designed for the transport of persons, incl. ...	314,000	325,694,000
841182	Gas turbines of a power > 5.000 kW (excluding turbojets and turbopropellers)	-	317,983,000
300490	Medicaments consisting of mixed or unmixed products for therapeutic or prophylactic purposes, ...	9,301,000	309,174,000
390110	Polyethylene with a specific gravity of < 0,94, in primary forms	43,000	286,810,000
851762	Machines for the reception, conversion and transmission or regeneration of voice, images or ...	745,000	263,112,000
401120	New pneumatic tyres, of rubber, of a kind used for buses and lorries (excluding typres with ...	3,000	246,224,000
390210	Polypropylene, in primary forms	98,000	239,077,000
630900	Worn clothing and clothing accessories, blankets and travelling rugs, household linen and articles ...	25,721,000	213,813,000