

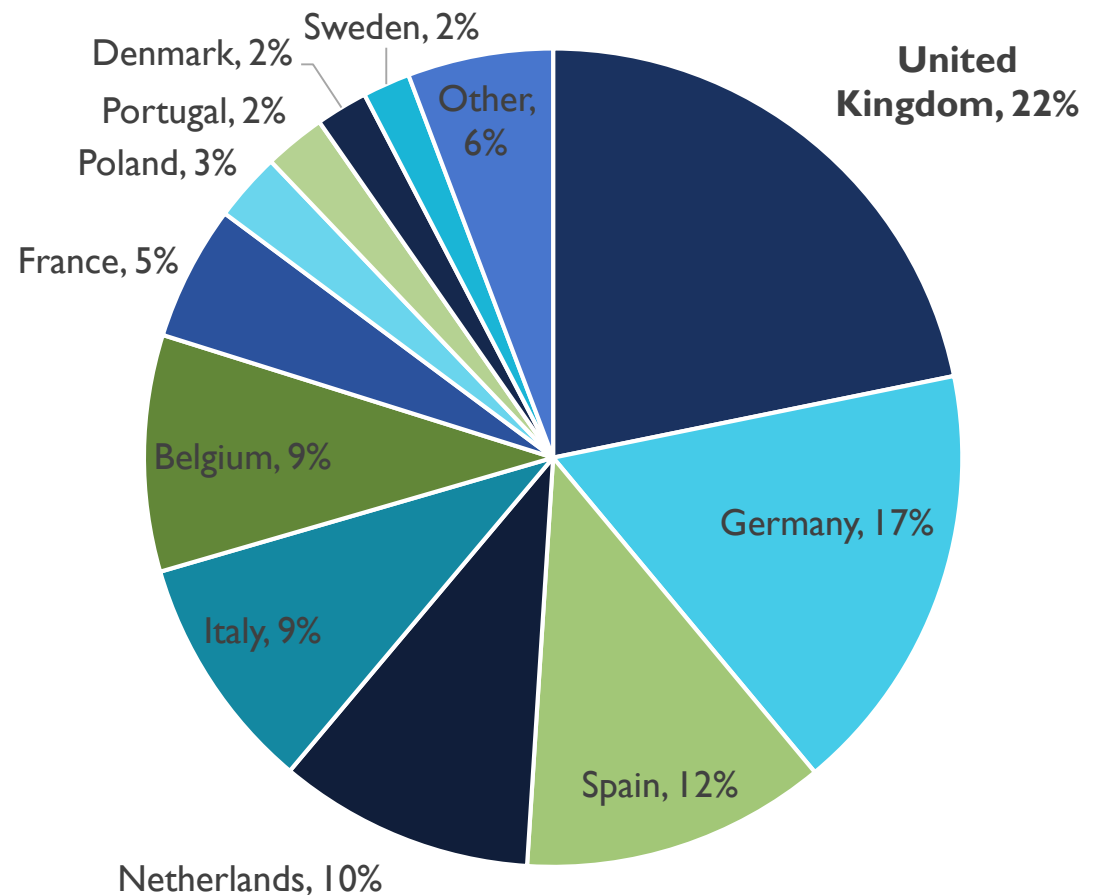


# THE UNITED KINGDOM - PAKISTAN TRADE



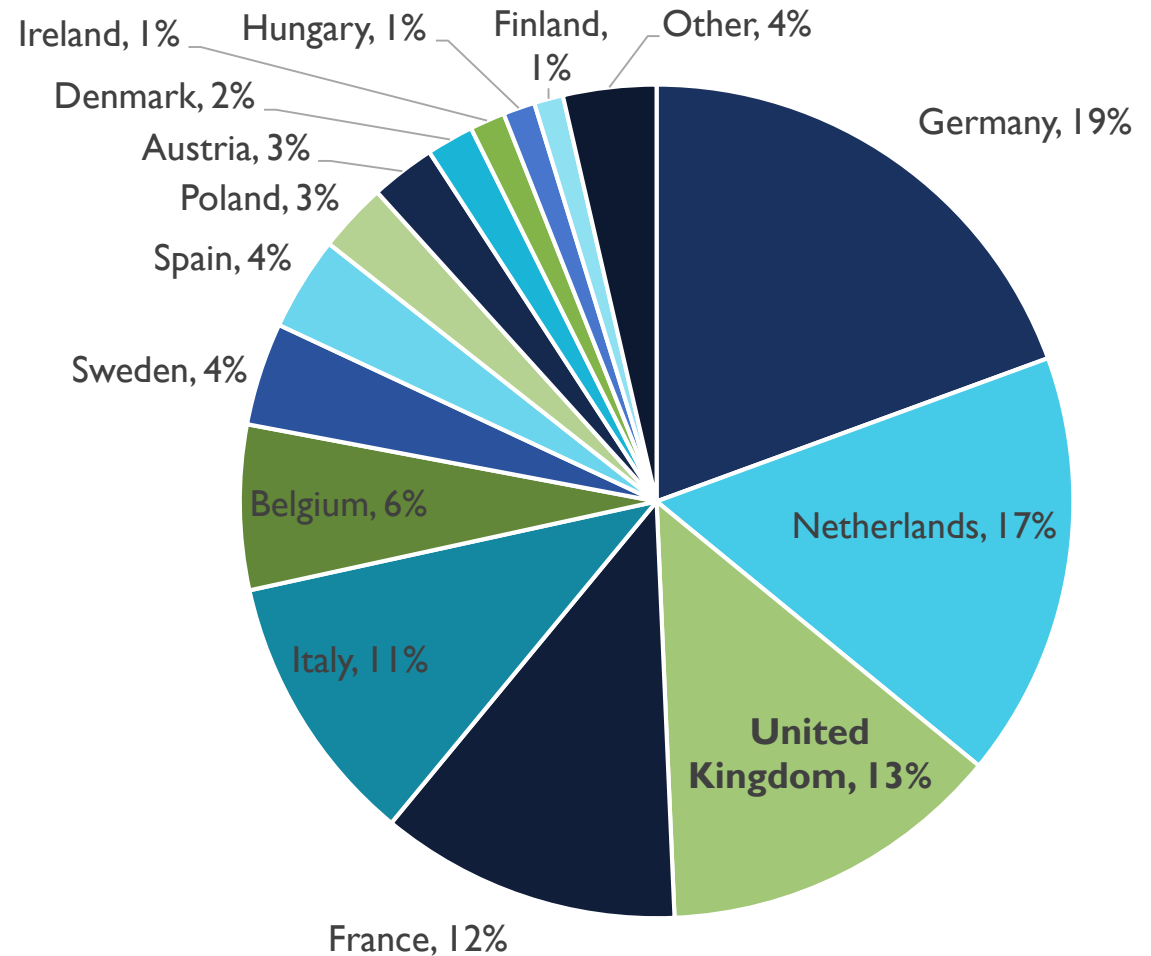
# PAKISTAN'S EXPORTS TO THE EU, 2017

- The EU is Pakistan's largest export market representing 34% of exports
- The UK accounted for 22% of total EU exports from Pakistan in 2017.

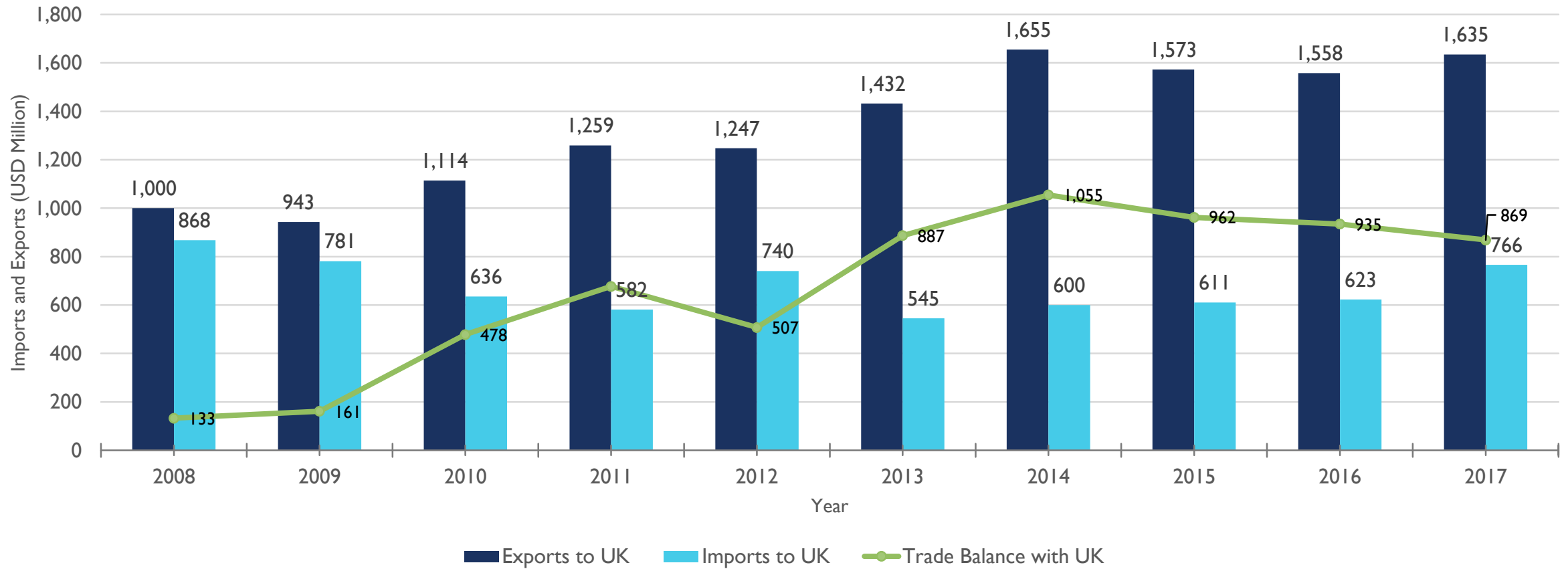


# PAKISTAN'S IMPORTS FROM THE EU, 2017

- EU is Pakistan's 3rd largest import partner after China and UAE.
- Imports from the EU stood at \$5.72 billion in 2017.
- The UK accounts for 13% of Pakistan's imports from the EU and 1.3% of total imports from the world.



# PAKISTAN UK TRADE TRENDS



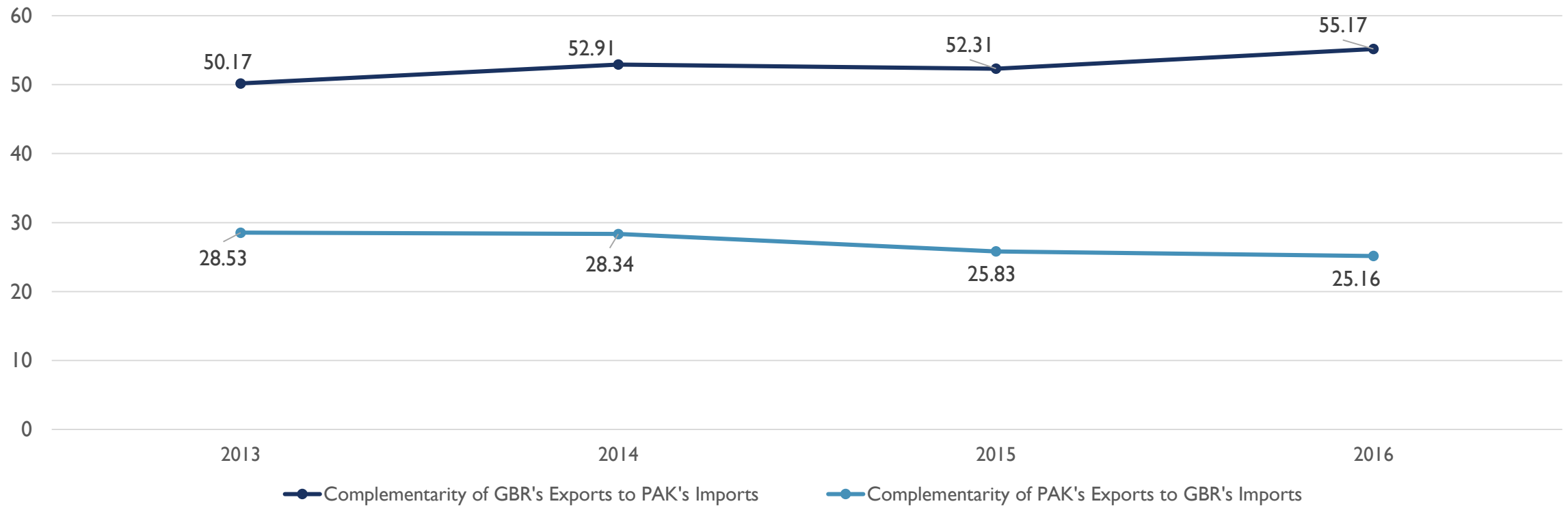
# PAKISTAN'S TOP 10 EXPORTS TO THE UK

HS CODE	DESCRIPTION	EXPORT VALUE 2015 (US\$)	EXPORT VALUE 2016 (US\$)	EXPORT VALUE 2017 (US\$)
630239	Bedlinen of textile materials	194,732,000	218,877,000	226,218,000
620322	Men's or boys' ensembles of cotton	9,870,000	97,241,000	140,989,000
630231	Bedlinen of cotton (excluding printed, knitted or crocheted)	93,441,000	85,753,000	97,367,000
630210	Bedlinen, knitted or crocheted	108,349,000	103,722,000	93,498,000
630260	Toilet linen and kitchen linen, of terry towelling or similar terry fabrics of cotton	83,331,000	79,194,000	80,155,000
610590	Men's or boys' shirts of textile materials, knitted or crocheted	69,853,000	64,715,000	75,489,000
610349	Men's or boys' trousers, bib and brace overalls, breeches and shorts of textile materials	27,559,000	34,745,000	41,602,000
620342	Men's or boys' trousers, bib and brace overalls, breeches and shorts, of cotton	111,882,000	55,509,000	40,751,000
611090	Jerseys, pullovers, cardigans, waistcoats and similar articles, of textile materials, knitted	32,003,000	41,343,000	39,692,000
610339	Men's or boys' jackets and blazers of textile materials	25,170,000	28,305,000	34,991,000

# PAKISTAN'S TOP 10 IMPORTS FROM THE UK

HS CODE	DESCRIPTION	IMPORT VALUE 2015 (US\$)	IMPORT VALUE 2016 (US\$)	IMPORT VALUE 2017 (US\$)
720441	Turnings, shavings, chips, milling waste, sawdust, filings, trimmings and stampings of iron	115,078,000	133,466,000	188,724,000
720449	Waste and scrap of iron or steel (excluding slag, scale and other waste of the production	59,322,000	64,090,000	99,045,000
780110	Unwrought lead, refined	23,634,000	29,351,000	30,152,000
630900	Worn clothing and clothing accessories, blankets and travelling rugs, household linen	26,454,000	25,721,000	23,450,000
382499	Chemical products and preparations of the chemical or allied industries	0	0	20,893,000
847130	Data-processing machines, automatic, portable, weighing <= 10 kg	7,216,000	10,683,000	17,712,000
550490	Artificial staple fibres, not carded, combed or otherwise processed for spinning	14,015,000	14,897,000	15,492,000
850213	Generating sets with compression-ignition internal combustion piston engine "	18,882,000	12,127,000	14,154,000
300490	Medicaments consisting of mixed or unmixed products	7,562,000	9,301,000	11,447,000
490199	Printed books, brochures and similar printed matter	7,996,000	6,991,000	9,039,000

# TRADE COMPLIMENTARITY



# Pakistan's Theoretical Potential for Additional Exports to the UK, 2017

## Top 10 Potential Products (HS 06)

HS CODE	DESCRIPTION	ACTUAL EXPORTS IN 2017 (US\$)	POTENTIAL EXPORTS IN 2017 (US\$)
620342	Men's or boys trousers, bib and brace overalls, breeches and shorts, of cotton	4,0751,000	369,672,000
220710	Undenatured ethyl alcohol, of actual alcoholic strength of >= 80%	0	361,533,000
901890	Instruments and appliances used in medical, surgical or veterinary sciences, n.e.s.	33,893,000	326,682,000
170199	Cane or beet sugar and chemically pure sucrose, in solid form	0	297,259,000
100630	Semi-milled or wholly milled rice, whether or not polished or glazed	26,182,000	213,446,000
611595	Full-length or knee-length stockings, socks and other hosiery, incl. footwear without applied	18,771,000	181,115,000
620462	Women's or girls trousers, bib and brace overalls, breeches and shorts of cotton	17,183,000	179,892,000
630260	Toilet linen and kitchen linen, of terry towelling or similar terry fabrics of cotton	80,155,000	173,407,000
610910	T-shirts, singlets and other vests of cotton, knitted or crocheted	29,984,000	167,773,000
420310	Articles of apparel, of leather or composition leather	18,929,000	156,927,000



# Pakistan's Theoretical Potential for Additional Imports from the UK, 2017

## Top 10 Potential Products (HS 06)

HS CODE	DESCRIPTION	ACTUAL IMPORTS IN 2017 (US\$)	POTENTIAL IMPORTS IN 2017 (US\$)
720449	Waste and scrap of iron or steel (excluding slag, scale and other waste of the production)	99,045,000	767,757,000
851712	Telephones for cellular networks "mobile telephones" or for other wireless networks	90,000	760,174,000
870322	Motor cars and other motor vehicles principally designed for the transport of persons	445,000	362,255,000
300490	Medicaments consisting of mixed or unmixed products	11,447,000	356,688,000
870323	Motor cars and other motor vehicles principally designed for the transport of persons	1,631,000	339,116,000
870321	Motor cars and other motor vehicles principally designed for the transport of persons	201,000	331,731,000
390110	Polyethylene with a specific gravity of < 0,94, in primary forms	135,000	331,474,000
390210	Polypropylene, in primary forms	11,000	309,611,000
841182	Gas turbines of a power > 5.000 kW (excluding turbojets and turbopropellers)	0	299,235,000
841182	Gas turbines of a power > 5.000 kW (excluding turbojets and turbopropellers)	0	299,235,000