

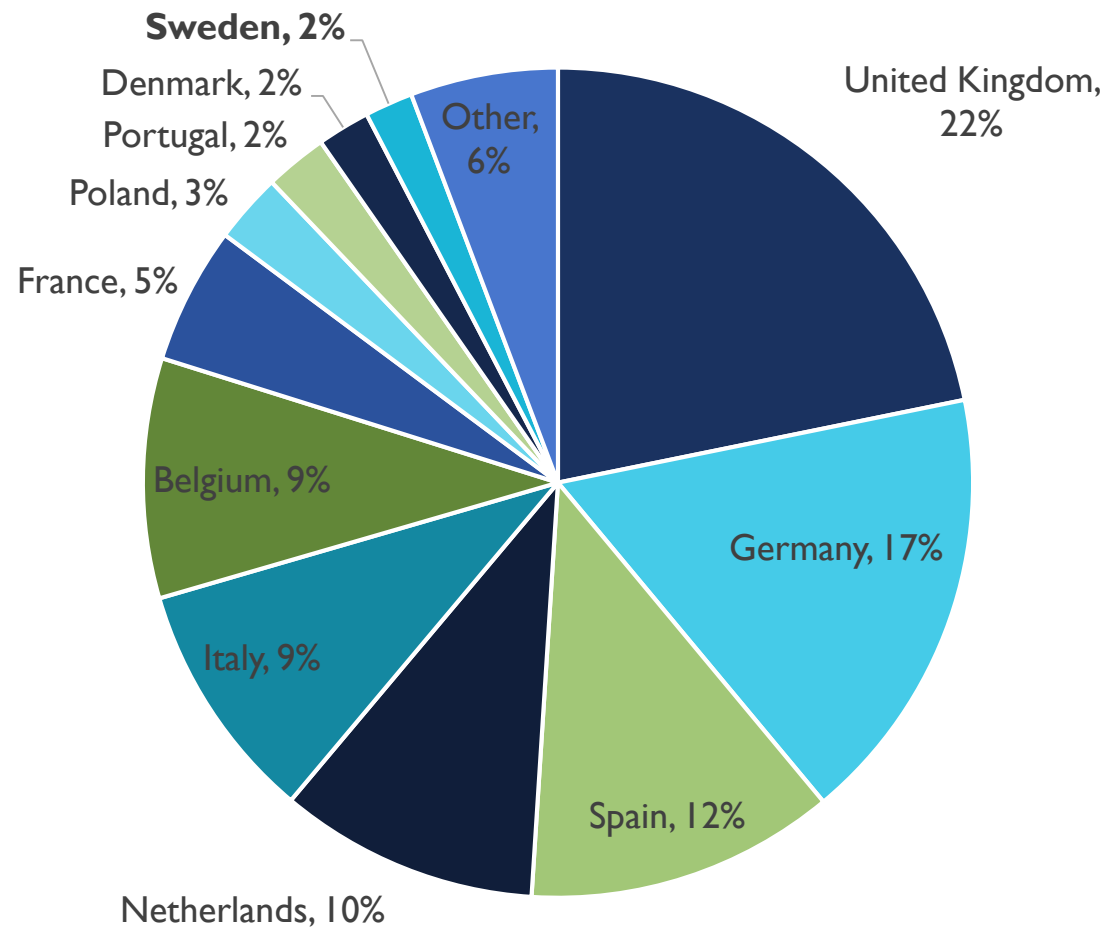


# SWEDEN – PAKISTAN TRADE



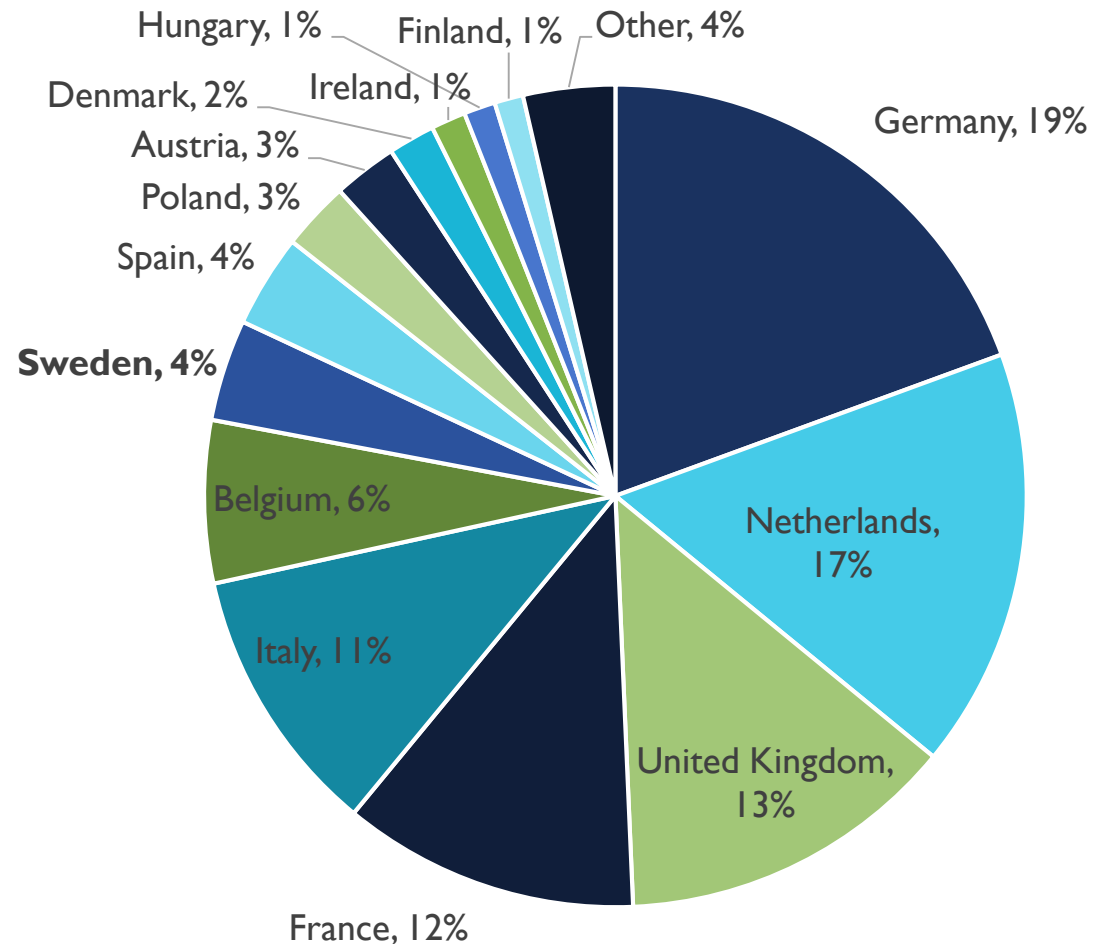
# PAKISTAN'S EXPORTS TO THE EU(28), 2017

- EU is Pakistan's largest export market representing 34% of exports.
- Sweden accounted for 2% of total EU exports from Pakistan in 2017.

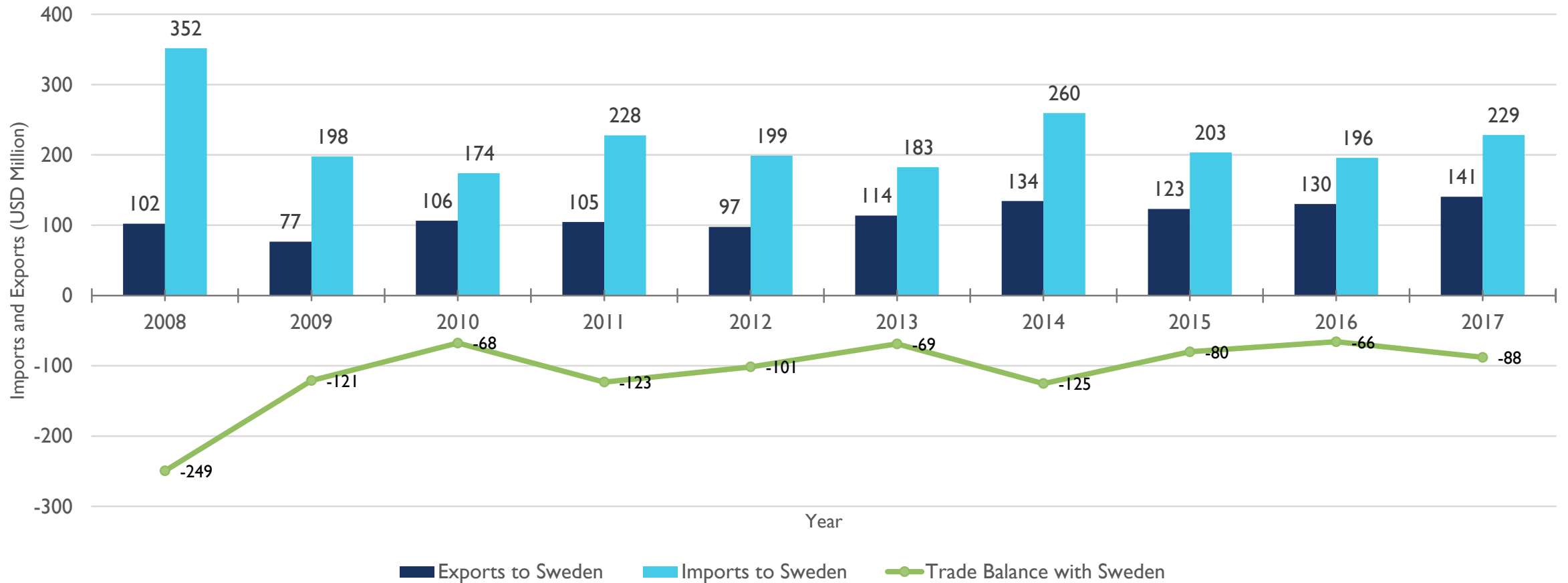


# PAKISTAN'S IMPORTS FROM THE EU(28), 2017

- EU is Pakistan's 3rd largest import partner after China and UAE.
- Imports from the EU stood at \$5.72 billion in 2017.
- Sweden accounts for 4% of Pakistan's imports from the EU and 0.39% of total imports from the world.



# PAKISTAN SWEDEN TRADE TRENDS



# PAKISTAN'S TOP 10 EXPORTS TO SWEDEN

HS CODE	DESCRIPTION	EXPORT VALUE 2015 (US\$)	EXPORT VALUE 2016 (US\$)	EXPORT VALUE 2017 (US\$)
620322	Men's or boys' ensembles of cotton	2,528,000	14,095,000	27,649,000
630231	Bedlinen of cotton (excluding printed, knitted or crocheted)	12,362,000	13,879,000	19,713,000
620342	Men's or boys' trousers, bib and brace overalls, breeches and shorts, of cotton	13,031,000	13,302,000	16,529,000
420329	Gloves, mittens and mitts, of leather or composition leather	12,581,000	10,958,000	10,653,000
620349	Men's or boys' trousers, bib and brace overalls, breeches and shorts of textile materials	3,131,000	4,826,000	5,899,000
630239	Bedlinen of textile materials	4,731,000	4,467,000	5,348,000
630210	Bedlinen, knitted or crocheted	3,256,000	2,713,000	4,310,000
100630	Semi-milled or wholly milled rice, whether or not polished or glazed	4,088,000	3,888,000	4,167,000
630260	Toilet linen and kitchen linen, of terry towelling or similar terry fabrics of cotton	3,655,000	3,989,000	3,488,000
940490	Articles of bedding and similar furnishing, fitted with springs or stuffed	2,486,000	1,987,000	2,559,000

# PAKISTAN'S TOP 10 IMPORTS FROM SWEDEN

HS CODE	DESCRIPTION	IMPORT VALUE 2015 (US\$)	IMPORT VALUE 2016 (US\$)	IMPORT VALUE 2017 (US\$)
481092	Multi-ply paper and paperboard, coated on one or both sides with kaolin	31,297,000	52,145,000	36,422,000
480421	Unbleached sack Kraft paper, uncoated, in rolls of a width > 36 cm	16,772,000	23,259,000	26,394,000
720441	Turnings, shavings, chips, milling waste, sawdust, filings, trimmings and stampings of iron	10,364,000	9,477,000	19,736,000
470500	Wood pulp obtained by a combination of mechanical and chemical pulping processes	5,076,000	6,297,000	9,868,000
842940	Self-propelled tamping machines and road rollers	360,000	2,002,000	8,774,000
392321	Sacks and bags, incl. cones, of polymers of ethylene	104,000	4,138,000	6,796,000
390410	Poly"vinyl chloride", in primary forms, not mixed with any other substances	3,679,000	5,425,000	6,549,000
480100	Newsprint as specified in Note 4 to chapter 48, in rolls of a width > 36 cm or in square	10,640,000	8,502,000	5,846,000
780110	Unwrought lead, refined	0	0	5,618,000
470321	Semi-bleached or bleached coniferous chemical wood pulp, soda or sulphate	4,044,000	5,520,000	5,498,000

# Pakistan's Theoretical Potential for Additional Exports to Sweden, 2017

## Top 10 Potential Products (HS 06)

HS CODE	DESCRIPTION	ACTUAL EXPORTS IN 2017 (US\$)	POTENTIAL EXPORTS IN 2017 (US\$)
901890	Instruments and appliances used in medical, surgical or veterinary sciences, n.e.s.	374,000	360,201,000
620342	Men's or boys trousers, bib and brace overalls, breeches and shorts, of cotton	16,529,000	304,284,000
610910	T-shirts, singlets and other vests of cotton, knitted or crocheted	564,000	197,193,000
220710	Undenatured ethyl alcohol, of actual alcoholic strength of $\geq$ 80%	0	192,520,000
620462	Women's or girls trousers, bib and brace overalls, breeches and shorts of cotton	1,145,000	167,952,000
610990	T-shirts, singlets and other vests of textile materials, knitted or crocheted (excluding cotton)	582,000	105,834,000
740400	Waste and scrap, of copper (excluding ingots or other similar unwrought shapes, of remelted	0	85,875,000
940490	Articles of bedding and similar furnishing, fitted with springs or stuffed or internally filled	2,559,000	76,992,000
481159	Paper and paperboard, surface-coloured, surface-decorated or printed, coated, impregnated	0	72,825,000
300490	Medicaments consisting of mixed or unmixed products for therapeutic or prophylactic purposes	0	70,786,000

# Pakistan's Theoretical Potential for Additional Imports from Sweden, 2017

## Top 10 Potential Products (HS 06)

HS CODE	DESCRIPTION	ACTUAL IMPORTS IN 2017 (US\$)	POTENTIAL IMPORTS IN 2017 (US\$)
851712	Telephones for cellular networks "mobile telephones" or for other wireless networks	2,000	760,262,000
300490	Medicaments consisting of mixed or unmixed products for therapeutic or prophylactic purposes	2,767,000	365,368,000
870323	Motor cars and other motor vehicles principally designed for the transport of persons	0	340,747,000
390110	Polyethylene with a specific gravity of < 0,94, in primary forms	1,537,000	330,072,000
390120	Polyethylene with a specific gravity of >= 0,94, in primary forms	0	316,677,000
841182	Gas turbines of a power > 5.000 kW (excluding turbojets and turbopropellers)	1,196,000	298,039,000
851762	Machines for the reception, conversion and transmission or regeneration of voice, images	2,717,000	282,753,000
847130	Data-processing machines, automatic, portable, weighing <= 10 kg	15,000	253,447,000
720449	Waste and scrap of iron or steel (excluding slag, scale and other waste of the production)	3,972,000	221,102,000
850239	Generating sets (excluding wind-powered and powered by spark-ignition internal combustion piston)	0	171,290,000