

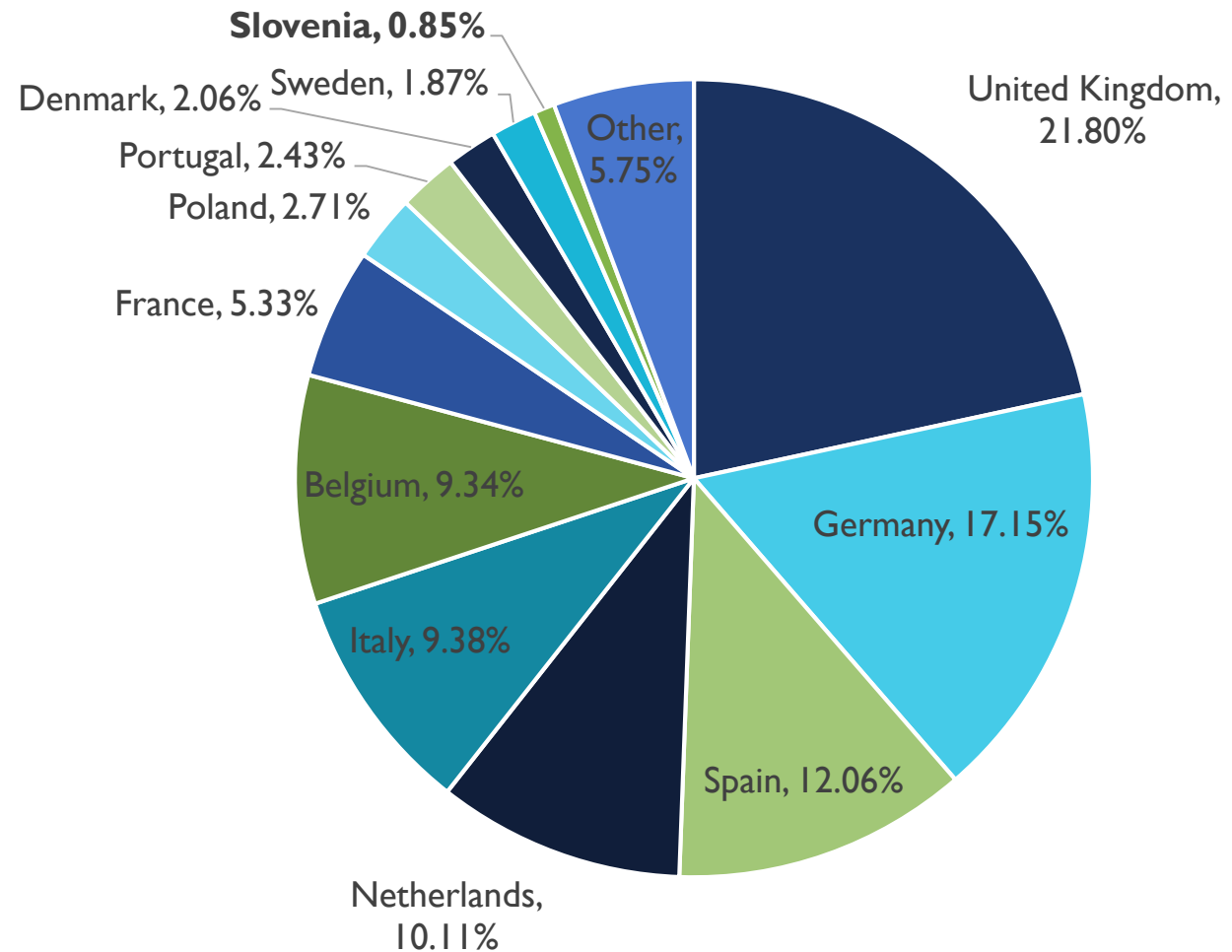


SLOVENIA – PAKISTAN TRADE



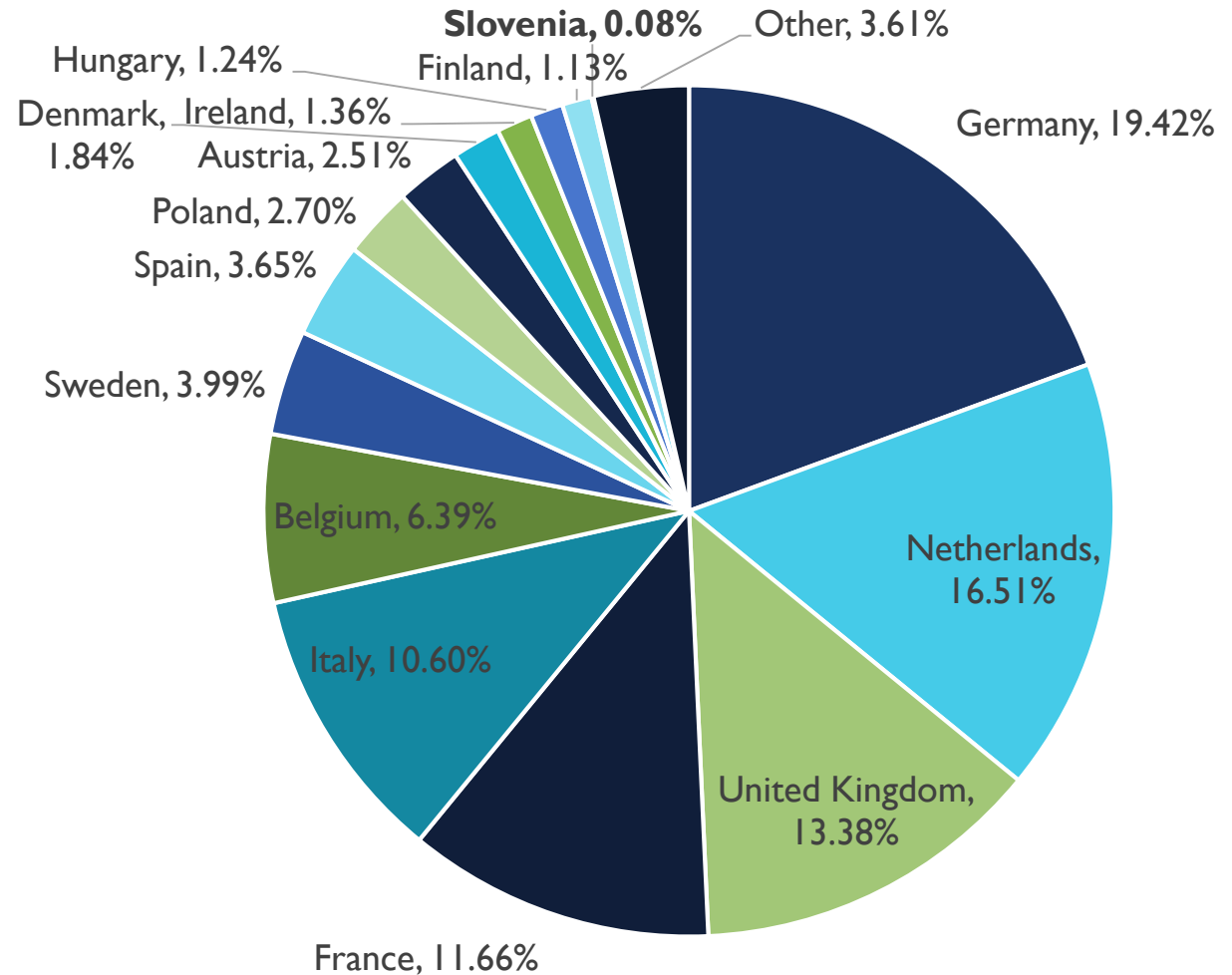
PAKISTAN'S EXPORTS TO THE EU(28), 2017

- EU is Pakistan's largest export market representing 34% of exports.
- Slovenia accounted for 0.85% of total EU exports from Pakistan in 2017.

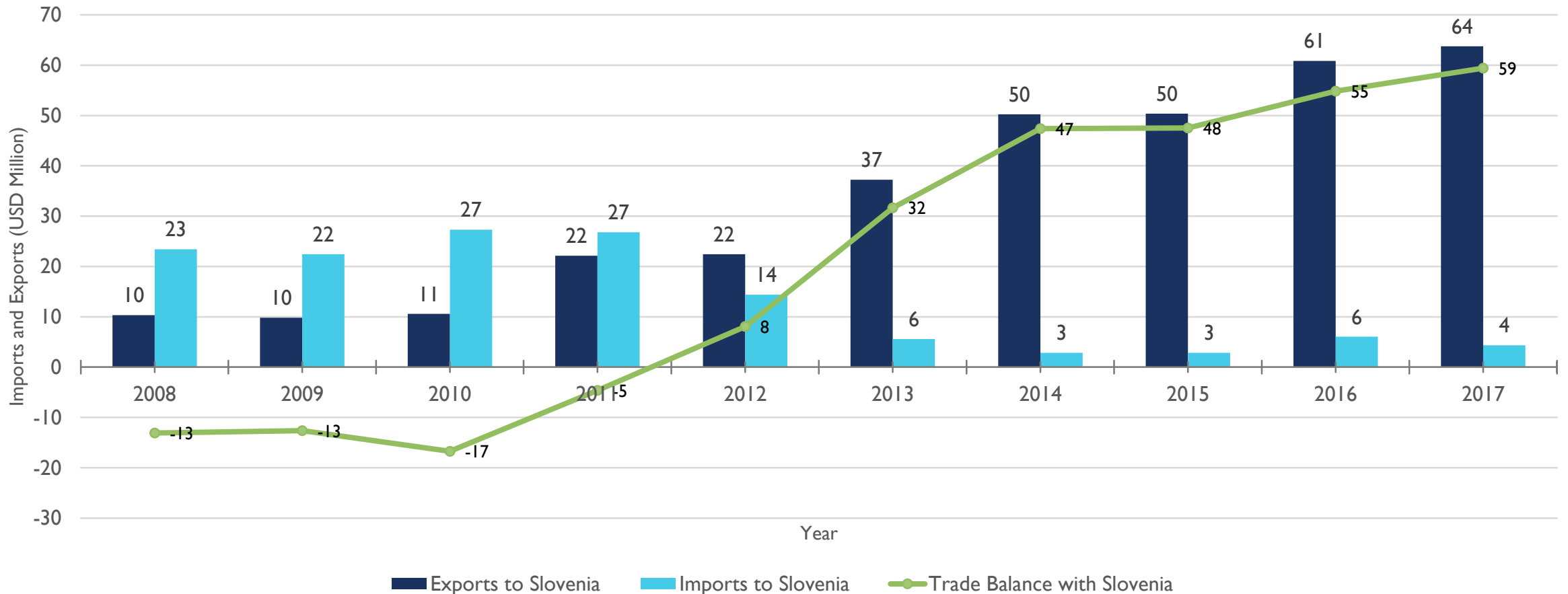


PAKISTAN'S IMPORTS FROM THE EU(28), 2017

- EU is Pakistan's 3rd largest import partner after China and UAE.
- Imports from the EU stood at \$5.72 billion in 2017.
- Slovenia accounts for 0.08% of Pakistan's imports from the EU and 0.007% of total imports from the world.



PAKISTAN SLOVENIA TRADE TRENDS



PAKISTAN'S TOP 10 EXPORTS TO SLOVENIA

HS CODE	DESCRIPTION	EXPORT VALUE 2015 (US\$)	EXPORT VALUE 2016 (US\$)	EXPORT VALUE 2017 (US\$)
630210	Bedlinen, knitted or crocheted	7,377,000	6,038,000	13,331,000
630239	Bedlinen of textile materials (excluding of cotton and man-made fibres, printed	4,909,000	6,763,000	6,077,000
630231	Bedlinen of cotton (excluding printed, knitted or crocheted)	4,519,000	10,195,000	4,303,000
390761	Poly"ethylene terephthalate", in primary forms	0	0	3,402,000
520522	Single cotton yarn, of combed fibres	3,200,000	2,478,000	2,622,000
520831	Plain woven fabrics of cotton	577,000	312,000	2,064,000
551423	Woven fabrics	344,000	0	1,915,000
520812	Plain woven fabrics of cotton, containing >= 85% cotton by weight	817,000	1,239,000	1,783,000
410712	Grain splits leather "incl. parchment-dressed leather	2,021,000	1,673,000	1,536,000
520932	Woven fabrics of cotton, containing >= 85% cotton by weight	2,975,000	4,417,000	1,331,000

PAKISTAN'S TOP 10 IMPORTS FROM SLOVENIA

HS CODE	DESCRIPTION	IMPORT VALUE 2015 (US\$)	IMPORT VALUE 2016 (US\$)	IMPORT VALUE 2017 (US\$)
902830	Electricity supply or production meters, incl. calibrating meters therefor	325,000	802,000	1,231,000
382499	Chemical products and preparations of the chemical or allied industries	0	0	971,000
720449	Waste and scrap of iron or steel (excluding slag, scale and other waste of the production)	102,000	92,000	180,000
851490	Parts of electric industrial or laboratory furnaces and ovens	0	0	146,000
902780	Instruments and apparatus for physical or chemical analysis, or for measuring	5,000	0	141,000
630900	Worn clothing and clothing accessories, blankets and travelling rugs, household linen	11,000	11,000	102,000
440729	Tropical wood	14,000	57,000	102,000
850720	Lead acid accumulators (excluding spent and starter batteries)	184,000	102,000	90,000
853529	Automatic circuit breakers for a voltage \geq 72,5 kV	0	0	83,000
760320	Powders of aluminium, of lamellar structure, and flakes of aluminium	70,000	37,000	78,000

Pakistan's Theoretical Potential for Additional Exports to Slovenia, 2017

Top 10 Potential Products (HS 06)

HS CODE	DESCRIPTION	ACTUAL EXPORTS IN 2017 (US\$)	POTENTIAL EXPORTS IN 2017 (US\$)
410712	Grain splits leather "incl. parchment-dressed leather", of the whole hides and skins of bovine	1,536,000	106,449,000
300490	Medicaments consisting of mixed or unmixed products for therapeutic or prophylactic purposes	0	70,786,000
901890	Instruments and appliances used in medical, surgical or veterinary sciences, n.e.s.	6,000	60,187,000
640399	Footwear with outer soles of rubber, plastics or composition leather, with uppers of leather	2,000	57,067,000
610910	T-shirts, singlets and other vests of cotton, knitted or crocheted	14,000	50,416,000
740400	Waste and scrap, of copper (excluding ingots or other similar unwrought shapes)	0	35,167,000
170199	Cane or beet sugar and chemically pure sucrose, in solid form	0	34,811,000
721049	Flat-rolled products of iron or non-alloy steel, of a width of \geq 600 mm, hot-rolled or cold-rolled	0	31,179,000
300439	Medicaments containing hormones or steroids used as hormones but not antibiotics	0	31,009,000
851712	Telephones for cellular networks "mobile telephones" or for other wireless networks	0	30,749,000

Pakistan's Theoretical Potential for Additional Imports from Slovenia, 2017

Top 10 Potential Products (HS 06)

HS CODE	DESCRIPTION	ACTUAL IMPORTS IN 2017 (US\$)	POTENTIAL IMPORTS IN 2017 (US\$)
870321	Motor cars and other motor vehicles principally designed for the transport of persons	0	575,188,000
840211	Watertube boilers with a steam production > 45 t/hour	0	491,497,000
300490	Medicaments consisting of mixed or unmixed products for therapeutic or prophylactic purposes	0	368,135,000
870322	Motor cars and other motor vehicles principally designed for the transport of persons	0	276,967,000
481092	Multi-ply paper and paperboard, coated on one or both sides with kaolin or other inorganic	0	117,872,000
080280	Fresh or dried areca nuts, whether or not shelled or peeled	0	113,858,000
870829	Parts and accessories of bodies for tractors, motor vehicles for the transport	0	109,343,000
730890	Structures and parts of structures, of iron or steel, n.e.s. (excluding bridges and bridge-sections	0	109,335,000
870323	Motor cars and other motor vehicles principally designed for the transport of persons	0	103,304,000
851712	Telephones for cellular networks "mobile telephones" or for other wireless networks	0	96,838,000