

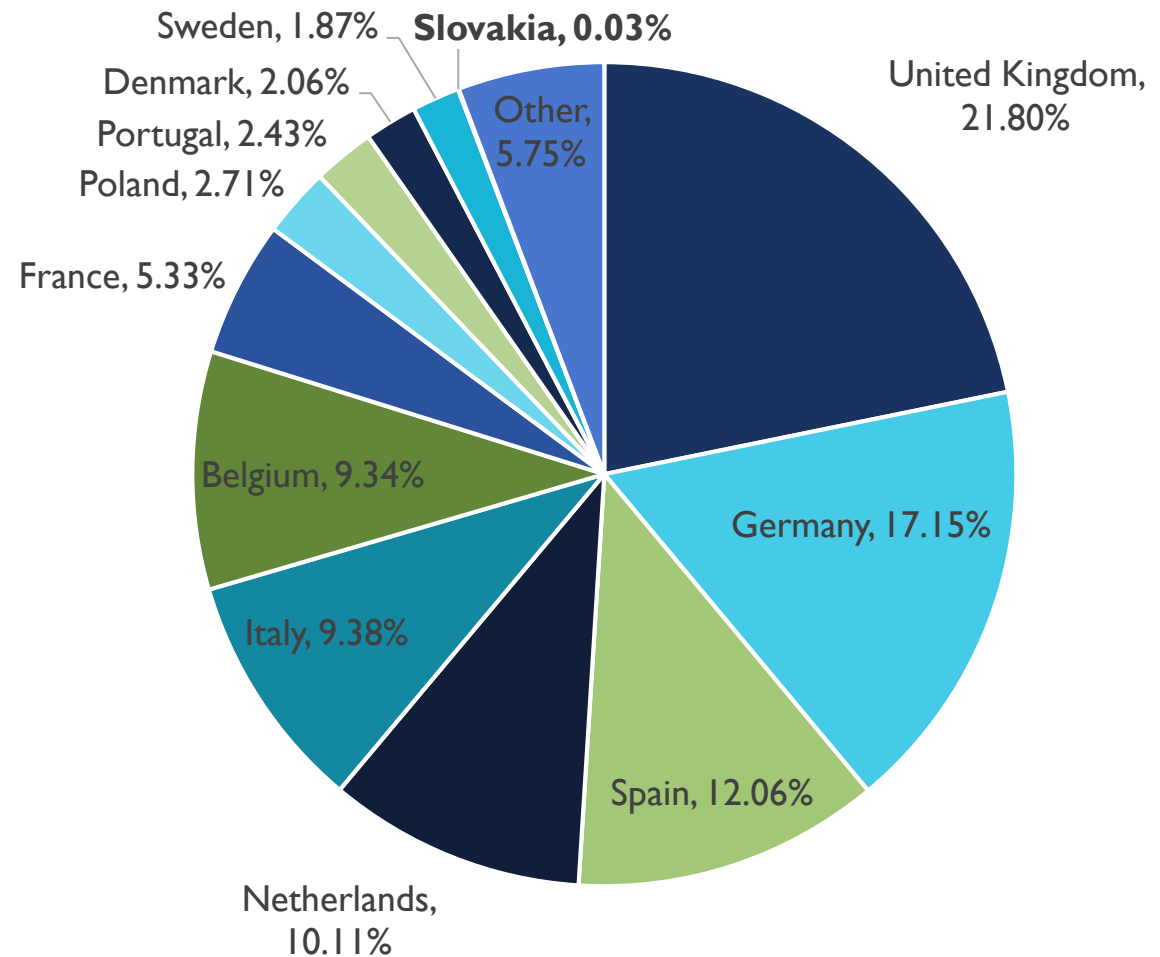


# SLOVAKIA – PAKISTAN TRADE



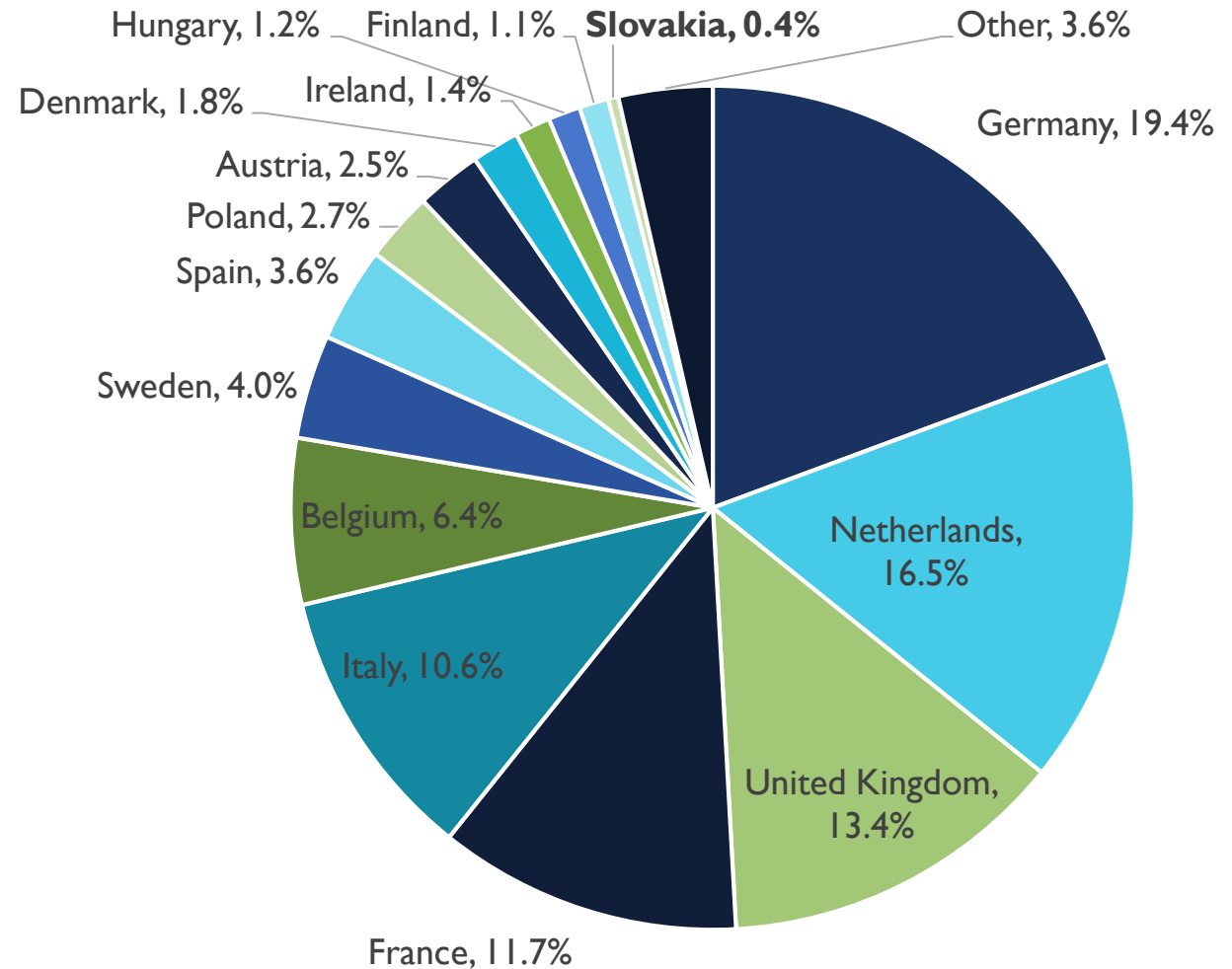
# PAKISTAN'S EXPORTS TO THE EU(28), 2017

- EU is Pakistan's largest export market representing 34% of exports.
- Slovakia accounted for 0.03% of total EU exports from Pakistan in 2017.

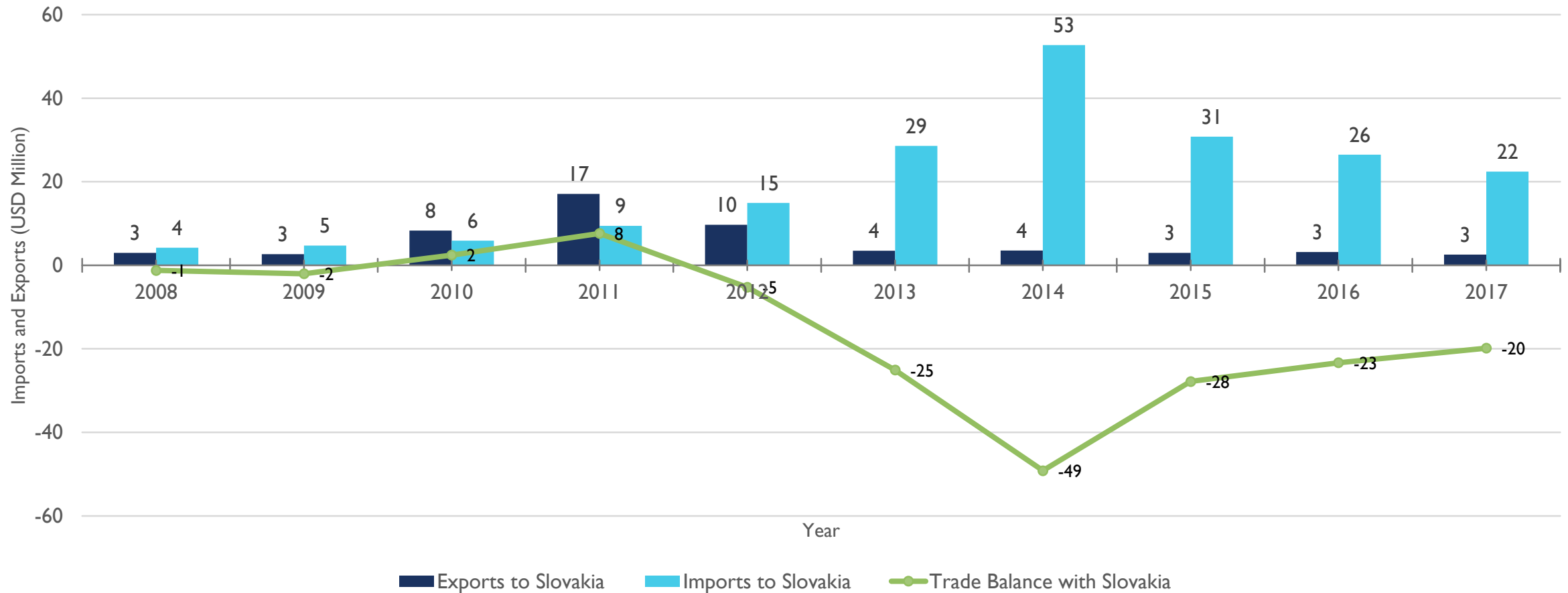


# PAKISTAN'S IMPORTS FROM THE EU(28), 2017

- EU is Pakistan's 3rd largest import partner after China and UAE.
- Imports from the EU stood at \$5.72 billion in 2017.
- Slovakia accounts for 0.4% of Pakistan's imports from the EU and 0.03% of total imports from the world.



# PAKISTAN SLOVAKIA TRADE TRENDS



# PAKISTAN'S TOP 10 EXPORTS TO SLOVAKIA

HS CODE	DESCRIPTION	EXPORT VALUE 2015 (US\$)	EXPORT VALUE 2016 (US\$)	EXPORT VALUE 2017 (US\$)
630210	Bedlinen, knitted or crocheted	756,000	689,000	621,000
630239	Bedlinen of textile materials	174,000	252,000	313,000
520821	Plain woven fabrics of cotton	179,000	370,000	224,000
420310	Articles of apparel, of leather or composition leather	402,000	360,000	141,000
620339	Men's or boys' jackets and blazers of textile materials	28,000	25,000	140,000
611610	Gloves, mittens and mitts, impregnated, coated or covered with plastics or rubber,	19,000	30,000	133,000
901890	Instruments and appliances used in medical, surgical or veterinary sciences, n.e.s.	81,000	86,000	119,000
940490	Articles of bedding and similar furnishing, fitted with springs or stuffed	600,000	385,000	73,000
420329	Gloves, mittens and mitts, of leather or composition leather	69,000	30,000	68,000
620322	Men's or boys' ensembles of cotton	68,000	0	66,000

# PAKISTAN'S TOP 10 IMPORTS FROM SLOVAKIA

HS CODE	DESCRIPTION	IMPORT VALUE 2015 (US\$)	IMPORT VALUE 2016 (US\$)	IMPORT VALUE 2017 (US\$)
841430	Compressors for refrigerating equipment	25,403,000	18,195,000	17,888,000
630900	Worn clothing and clothing accessories, blankets and travelling rugs, household linen	1,031,000	1,175,000	1,114,000
870323	Motor cars and other motor vehicles principally designed for the transport of persons	596,000	974,000	836,000
842139	Machinery and apparatus for filtering or purifying gases	3,000	8,000	406,000
903210	Thermostats	346,000	220,000	251,000
381210	Prepared rubber accelerators	0	0	247,000
170290	Sugars in solid form, incl. invert sugar and chemically pure maltose, and sugar	159,000	192,000	179,000
850440	Static converters	151,000	76,000	157,000
842840	Escalators and moving walkways	0	4,405,000	95,000
121020	Hop cones, ground, powdered or in the form of pellets; lupulin	0	0	92,000

# Pakistan's Theoretical Potential for Additional Exports to Slovakia, 2017

## Top 10 Potential Products (HS 06)

HS CODE	DESCRIPTION	ACTUAL EXPORTS IN 2017 (US\$)	POTENTIAL EXPORTS IN 2017 (US\$)
560819	Knotted netting of twine, cordage, ropes or cables, by the piece or metre; made-up nets,	0	143,795,000
610910	T-shirts, singlets and other vests of cotton, knitted or crocheted	0	142,257,000
620342	Men's or boys trousers, bib and brace overalls, breeches and shorts, of cotton	0	106,143,000
740400	Waste and scrap, of copper (excluding ingots or other similar unwrought shapes	0	85,875,000
300490	Medicaments consisting of mixed or unmixed products for therapeutic or prophylactic purposes,	0	70,786,000
640399	Footwear with outer soles of rubber, plastics or composition leather, with uppers of leather	0	68,991,000
610990	T-shirts, singlets and other vests of textile materials, knitted or crocheted (excluding cotton)	1,000	63,989,000
620462	Women's or girls trousers, bib and brace overalls, breeches and shorts of cotton	0	62,740,000
901890	Instruments and appliances used in medical, surgical or veterinary sciences, n.e.s.	119,000	58,918,000
170490	Sugar confectionery not containing cocoa, incl. white chocolate (excluding chewing gum)	0	49,912,000

# Pakistan's Theoretical Potential for Additional Imports from Slovakia, 2017

## Top 10 Potential Products (HS 06)

HS CODE	DESCRIPTION	ACTUAL IMPORTS IN 2017 (US\$)	POTENTIAL IMPORTS IN 2017 (US\$)
851712	Telephones for cellular networks "mobile telephones" or for other wireless networks	0	760,264,000
870321	Motor cars and other motor vehicles principally designed for the transport of persons	0	575,188,000
890800	Vessels and other floating structures for breaking up	0	556,433,000
870322	Motor cars and other motor vehicles principally designed for the transport of persons	0	362,700,000
870323	Motor cars and other motor vehicles principally designed for the transport of persons	836,000	339,911,000
290243	P-Xylene	0	271,768,000
390210	Polypropylene, in primary forms	0	258,471,000
401120	New pneumatic tyres, of rubber, of a kind used for buses and lorries	0	253,667,000
847130	Data-processing machines, automatic, portable, weighing <= 10 kg	2,000	253,460,000
390110	Polyethylene with a specific gravity of < 0,94, in primary forms	0	236,727,000