

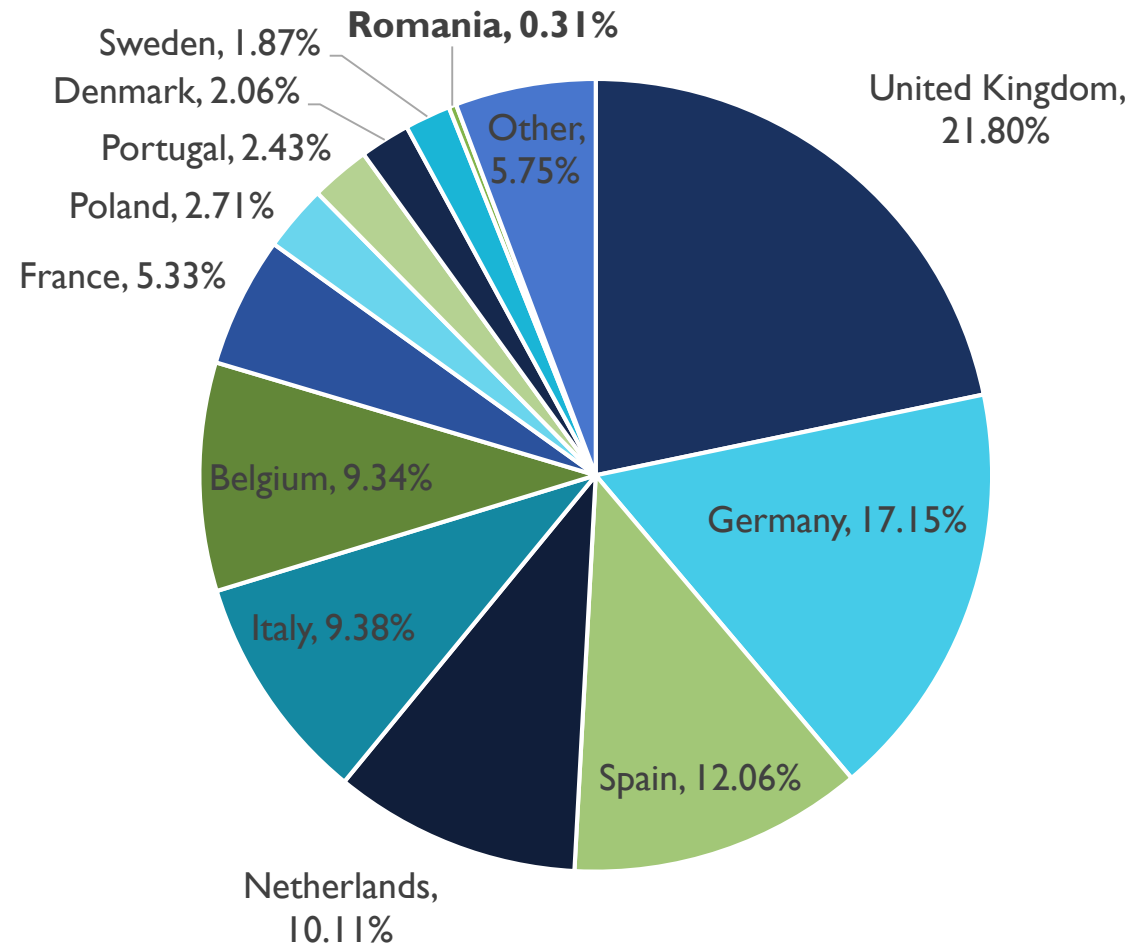


# ROMANIA – PAKISTAN TRADE



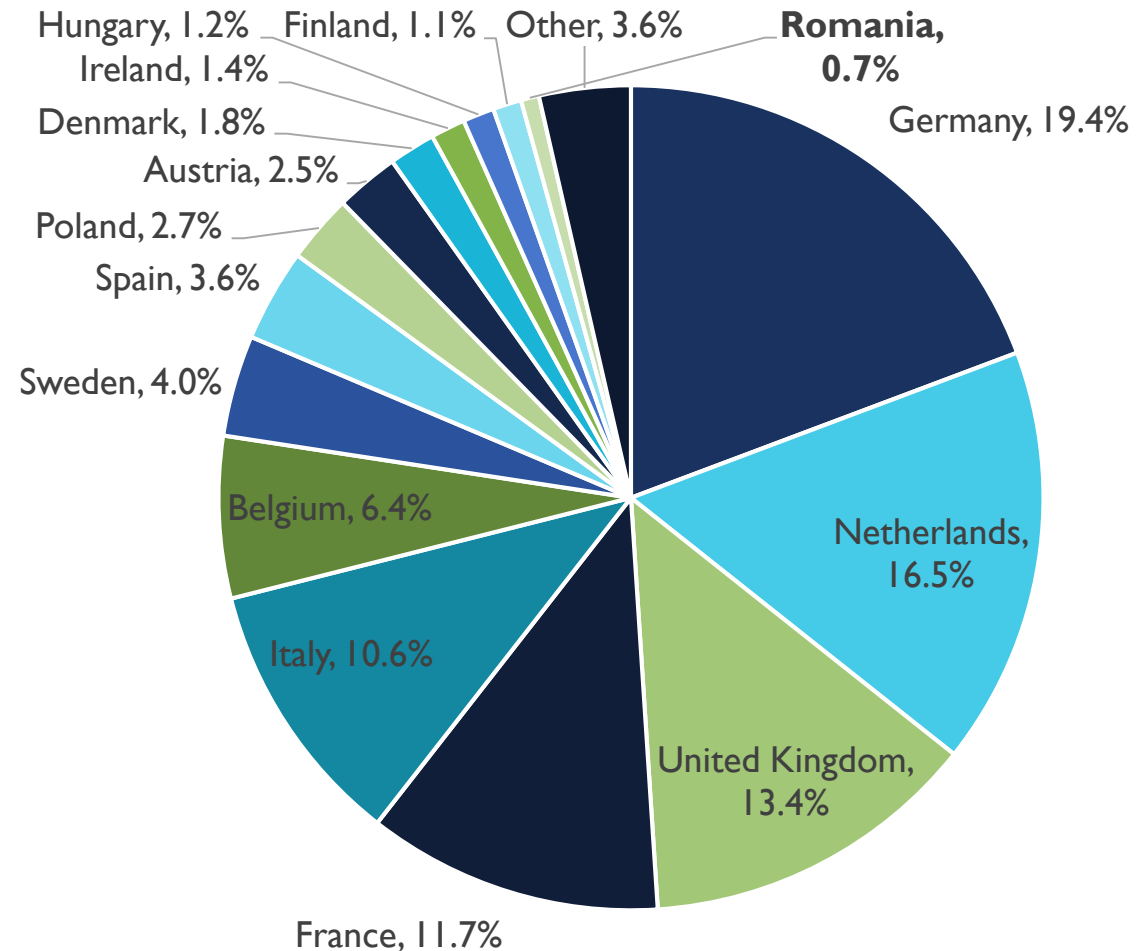
# PAKISTAN'S EXPORTS TO THE EU(28), 2017

- EU is Pakistan's largest export market representing 34% of exports.
- Romania accounted for 0.31% of total EU exports from Pakistan in 2017.

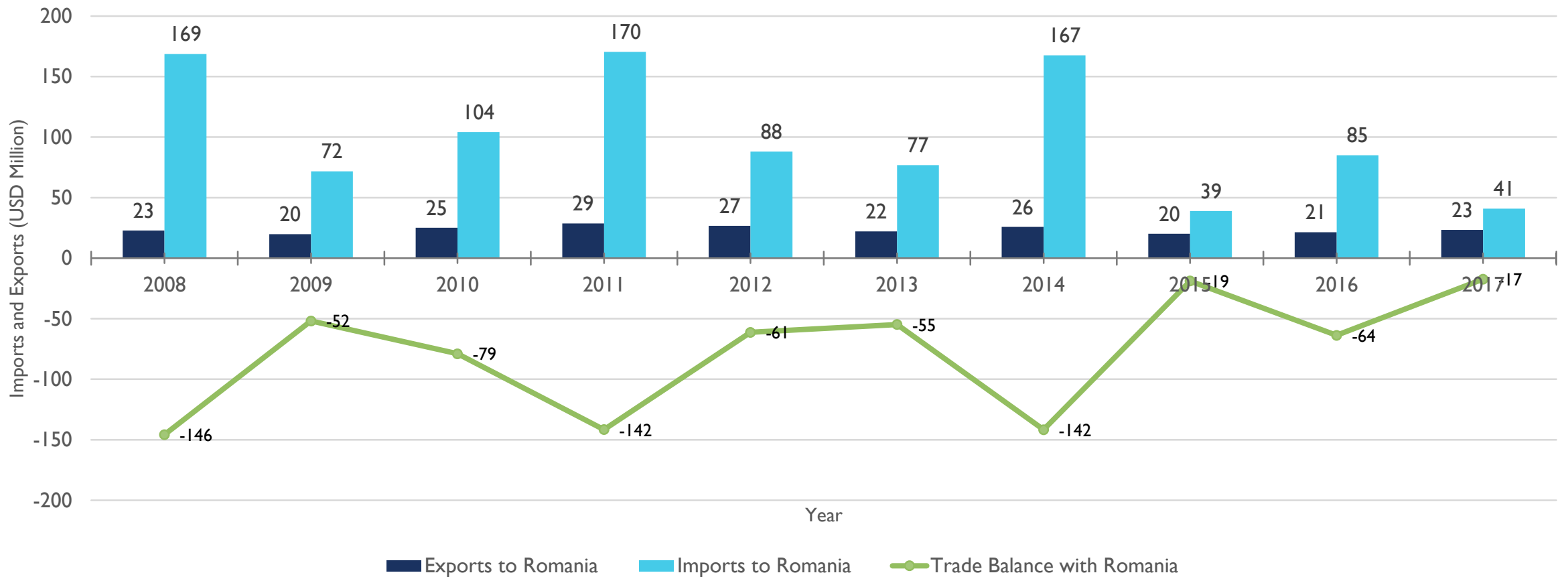


# PAKISTAN'S IMPORTS FROM THE EU(28), 2017

- EU is Pakistan's 3rd largest import partner after China and UAE.
- Imports from the EU stood at \$5.72 billion in 2017.
- Romania accounts for 0.7% of Pakistan's imports from the EU and 0.07% of total imports from the world.



# PAKISTAN ROMANIA TRADE TRENDS



# PAKISTAN'S TOP 10 EXPORTS TO ROMANIA

HS CODE	DESCRIPTION	EXPORT VALUE 2015 (US\$)	EXPORT VALUE 2016 (US\$)	EXPORT VALUE 2017 (US\$)
050400	Guts, bladders and stomachs of animals (other than fish)	3,959,000	2,687,000	2,531,000
630260	Toilet linen and kitchen linen, of terry towelling or similar terry fabrics of cotton	1,665,000	1,762,000	2,488,000
551341	Plain woven fabrics	2,882,000	2,523,000	2,349,000
390761	Poly"ethylene terephthalate"	0,000	0	1,665,000
411310	Leather further prepared after tanning or crusting "incl. parchment-dressed leather"	68,000	47,000	1,662,000
630231	Bedlinen of cotton (excluding printed, knitted or crocheted)	195,000	1,040,000	1,147,000
901890	Instruments and appliances used in medical, surgical or veterinary sciences, n.e.s.	415,000	517,000	806,000
630210	Bedlinen, knitted or crocheted	289,000	455,000	765,000
521021	Plain woven fabrics of cotton, containing predominantly, but < 85% cotton by weight	815,000	973,000	749,000
360500	Matches (excluding pyrotechnic articles of heading 3604)	1,090,000	527,000	534,000

# PAKISTAN'S TOP 10 IMPORTS FROM ROMANIA

HS CODE	DESCRIPTION	IMPORT VALUE 2015 (US\$)	IMPORT VALUE 2016 (US\$)	IMPORT VALUE 2017 (US\$)
120600	Sunflower seeds, whether or not broken	15,581,000	52,964,000	17,259,000
440399	Wood in the rough, whether or not stripped of bark or sapwood, or roughly squared	2,330,000	4,655,000	6,642,000
440799	Wood, sawn or chipped lengthwise, sliced or peeled, whether or not planed, sanded	2,646,000	3,917,000	1,653,000
271012	Light oils and preparations, of petroleum or bituminous minerals	3,392,000	1,941,000	1,520,000
071310	Dried, shelled peas "Pisum sativum", whether or not skinned or split	824,000	1,346,000	1,355,000
848210	Ball bearings	985,000	558,000	1,238,000
848220	Tapered roller bearings, incl. cone and tapered roller assemblies	601,000	299,000	822,000
281830	Aluminium hydroxide	315,000	393,000	805,000
848250	Cylindrical roller bearings (excluding needle roller bearings)	746,000	264,000	754,000
841330	Fuel, lubricating or cooling medium pumps for internal combustion piston engine	44,000	417,000	705,000

# Pakistan's Theoretical Potential for Additional Exports to Romania, 2017

## Top 10 Potential Products (HS 06)

HS CODE	DESCRIPTION	ACTUAL EXPORTS IN 2017 (US\$)	POTENTIAL EXPORTS IN 2017 (US\$)
620342	Men's or boys trousers, bib and brace overalls, breeches and shorts, of cotton	65,000	131,483,000
390761	Polyethylene terephthalate", in primary forms, having a viscosity number of >= 78 ml/g	1,665,000	126,635,000
610910	T-shirts, singlets and other vests of cotton, knitted or crocheted	21,000	114,807,000
410712	Grain splits leather "incl. parchment-dressed leather", of the whole hides and skins of bovine	4,000	114,391,000
901890	Instruments and appliances used in medical, surgical or veterinary sciences, n.e.s.	806,000	110,919,000
970500	Collections and collectors pieces of zoological, botanical, mineralogical, anatomical	0	106,199,000
170199	Cane or beet sugar and chemically pure sucrose, in solid form (excluding cane and beet sugar	0	72,351,000
300490	Medicaments consisting of mixed or unmixed products for therapeutic or prophylactic purposes	0	70,786,000
640399	Footwear with outer soles of rubber, plastics or composition leather, with uppers of leather	154,000	68,837,000
620462	Women's or girls trousers, bib and brace overalls, breeches and shorts of cotton	20,000	67,082,000

# Pakistan's Theoretical Potential for Additional Imports from Romania, 2017

## Top 10 Potential Products (HS 06)

HS CODE	DESCRIPTION	ACTUAL IMPORTS IN 2017 (US\$)	POTENTIAL IMPORTS IN 2017 (US\$)
870321	Motor cars and other motor vehicles principally designed for the transport of persons	0	575,188,000
300490	Medicaments consisting of mixed or unmixed products for therapeutic or prophylactic purposes	418,000	367,717,000
870322	Motor cars and other motor vehicles principally designed for the transport of persons	0	362,700,000
870323	Motor cars and other motor vehicles principally designed for the transport of persons	0	340,747,000
120510	Low erucic acid rape or colza seeds "yielding a fixed oil which has an erucic acid content	0	279,435,000
401120	New pneumatic tyres, of rubber, of a kind used for buses and lorries	3,000	249,978,000
851762	Machines for the reception, conversion and transmission or regeneration of voice, images	0	215,261,000
720449	Waste and scrap of iron or steel (excluding slag, scale and other waste of the production	14,000	198,964,000
851712	Telephones for cellular networks "mobile telephones" or for other wireless networks	0	189,259,000
853710	Boards, cabinets and similar combinations of apparatus for electric control or the distribution	31,000	132,178,000