

2017

Post-Brexit Feasibility of a Pakistan-UK Free Trade Agreement



Post-Brexit
Feasibility of a Pakistan-UK Free Trade Agreement

January 2017

Acknowledgements:

Team Leader: Samir S. Amir

Lead Researcher: Seher Khan

Disclaimer:

The findings, interpretations, and conclusions expressed herein are those of the author(s) and do not necessarily reflect the views of the Board of Directors and Members of the Pakistan Business Council or the companies they represent. Any conclusions or analysis based on APMDA's Data, IMF Data, ITC Trade Map, ITC Market Access Map, ONS's Statistical Bulletin, SBP's Economic Data and WITS are the responsibility of the author(s) and do not necessarily represent the opinion of the APMDA, IMF, ITC, ONS, SBP and World Bank. Although every effort has been made to cross-check and verify the authenticity of the data, the Pakistan Business Council does not guarantee the data included in this work.

All data statistics are correct as of 20th December, 2016 and may be subject to change.

For any queries or feedback regarding this report, please contact samir@pbc.org.pk or seher@pbc.org.pk

Cover Picture: London Eye. Photo by David Iliff. License: CC-BY-SA 3.0

The Pakistan Business Council: An Overview

The Pakistan Business Council (PBC) is a business policy advocacy forum, representing private-sector businesses that have substantial investments in Pakistan's economy. It was formed in 2005 by 14 (now 60) of Pakistan's largest enterprises, including multinationals, to allow businesses to meaningfully interact with government and other stakeholders.

The Pakistan Business Council is a pan-industry advocacy group. It is not a trade body nor does it advocate for any specific business sector. Rather, its key advocacy thrust is on easing barriers to allow Pakistani businesses to compete in domestic, regional and global arenas.

The PBC works closely with the relevant government departments, ministries, regulators and institutions, as well as other stakeholders including professional bodies, to develop consensus on major issues which impact the conduct of business in and from Pakistan. The PBC has submitted key position papers and recommendations to the government on legislation and other government policies affecting businesses. It also serves on various taskforces and committees of the Government of Pakistan as well as those of the State Bank, SECP and other regulators with the objective to provide policy assistance on new initiatives and reforms. Among other taskforces and committees, the PBC currently serves on a Taskforce formed by the Ministry of Commerce to develop a framework for negotiating the proposed Pakistan-Turkey FTA.

The PBC is a strong proponent of trade. For the PBC, however, a liberalized trade regime means not just the opening up of domestic markets for partners but also a level playing field for Pakistani companies in partner country markets. The PBC has conducted a number of studies of Pakistan's existing Free Trade Agreements (FTA) with China, Sri Lanka and Malaysia as well as on the proposed Free Trade Agreements with Thailand, South Korea and Turkey. In addition, the PBC has also reviewed Pakistan's existing Preferential Trade Agreements (PTA) with Iran, Indonesia and Mauritius. The PBC has voiced its concerns about the negative impact on domestic manufacturing with no significant increase in export of manufactured goods to partner countries of Pakistan's existing and proposed FTAs and PTAs. The PBC has repeatedly called for a "moratorium" on fresh trade agreements pending a review of existing trade agreements and the formulation of a national trade strategy. It is envisaged that the National Trade Strategy will address the concerns of domestic manufacturers and at the same time be able to negotiate market access for Pakistan's manufactured exports. The current trade negotiation strategy is flawed and has failed to deliver.

The PBC's Founding Objectives:

- To provide for the formation and exchange of views on any question connected with the conduct of businesses in and from Pakistan.
- To conduct, organize, set up, administer and manage campaigns, surveys, focus groups, workshops, seminars and field works for carrying out research and raising awareness in regard to matters affecting businesses in Pakistan.
- To acquire, collect, compile, analyze, publish and provide statistics, data analysis and other information relating to businesses of any kind, nature or description and on opportunities for such businesses within and outside Pakistan.
- To promote and facilitate the integration of businesses in Pakistan into the world economy and to encourage the development and growth of Pakistani multinationals.
- To interact with Governments in the economic development of Pakistan and to facilitate, foster and further the economic, social and human resource development of Pakistan.

The PBC is a Section 42 not-for-profit Company Limited by Guarantee. Its working is overseen by a Board of Directors elected every three years by the Membership with the Board being headed by a Non-Executive Chairman. The day-to-day operations of the PBC are run by a professional secretariat headed by a full-time, paid CEO. More information on the PBC, its members, and its workings, can be found on its website: www.pbc.org.pk

The PBC's Member Companies

 Abbott A Promise for Life	 AkzoNobel	 Allied Bank	 Artistic Milliners	 Atlas
 Bank Alfalah Limited	 CHERAT CEMENT	 Coca-Cola	 Colgate – Palmolive	 Dawood Hercules
 DESCON	 efu	 English Biscuit Manufacturers	 engro corp	 faysabank
 FEROZSONS LABORATORIES LIMITED	 GATRON	 Getz pharma	 gsk GlaxoSmithKline	 gsk GlaxoSmithKline Consumer Healthcare
 GulAhmed TEXTILE MILLS LIMITED, KARACHI	 HBL	 HASCOL	 HUBCO	 ICI PAKISTAN
 interloop	 INTERNATIONAL INDUSTRIES LTD.	 INDUS GROUP	 TOYOTA DAIHATSU INDUS MOTOR COMPANY LIMITED	 JDW JDW Sugar Mills

Table of Contents

The Pakistan Business Council: An Overview	III
The PBC's Member Companies	V
List of Figures.....	IX
List of Tables	X
Executive Summary.....	XI
Key Findings.....	XIII
Recommendations	XVII
Report Outline	XVIII
Study Objective.....	XVIII
Data Sources and Methodology	XVIII
Pakistan-UK Bilateral Trade	03
Pakistan's Trade in Goods with the UK	03
Importance of Pakistan's Trade with the EU	05
Importance of Pakistan's Trade with the UK as a part of the EU	06
Importance of Pakistan-UK Bilateral Trade.....	07
Trade Complementarity	08
Composition of Pakistan's Merchandise Trade with the UK	09
Pakistan's Trade in Services with the UK	14
Composition of Pakistan's Service Trade with the UK	15

Future Outlook of Pakistan-UK Bilateral Trade	19
Outlook: Pakistan's Merchandise Exports to the UK	20
Export Potential	20
Necessity of Maintaining GSP+ Coverage on Exports of Pakistan to the UK	22
Impact of the Exchange Rate	28
Trade Diversion between the UK and EU Post-Brexit	29
Outlook: Pakistan's Merchandise Imports from the UK	30
Import Potential	30
Possibility of Importing Used Vehicles from the UK	32
Outlook: Pakistan's Trade in Services with the UK	33
Appendix	37
Discrepancies in Reported Data	37
Pakistan and the UK's Top 10 Global Merchandise Exports and Imports in 2015	39
Pakistan and the UK's Global Service Exports and Imports in 2015	41
Pakistan's Merchandise Exports to the UK with Greater than \$10 Million Potential	43
Pakistan's Merchandise Imports from the UK with Greater than \$10 Million Potential	53

List of Figures

Figure 1: Pakistan's merchandise trade with the UK, 2008-2015	03
Figure 2: Pakistan's merchandise exports to the UK CAGR, 2008-2015	04
Figure 3: Pakistan's merchandise imports from the UK CAGR, 2008-2015	04
Figure 4: Importance of Pakistan's merchandise trade with the EU, 2015	05
Figure 5: Importance of Pakistan's merchandise trade with the UK as a part of the EU, 2015	06
Figure 6: Importance of bilateral merchandise trade for Pakistan and the UK, 2010-2015.....	07
Figure 7: Trade Complementarity of Pakistan and the UK, 2012-2015	08
Figure 8: Composition of Pakistan's merchandise exports to the UK (WITS sector-wise classification), 2015.....	09
Figure 9: Composition of Pakistan's merchandise imports from the UK (WITS sector-wise classification), 2015	10
Figure 10: Pakistan's service trade with the UK, FY 2008-FY 2015	14
Figure 11: Composition of Pakistan's service exports to the UK (BPM-1), FY 2015.....	15
Figure 12: Composition of Pakistan's service imports from the UK (BPM-1), FY 2015	16
Figure 13: Pakistan's merchandise exports to the UK (GSP+ and non-GSP+), 2008-2015	23
Figure 14: Pakistan's merchandise exports to the UK (actual and potential), 2008-2015	24
Figure 15: Pakistan's merchandise exports to the UK (actual and potential by GSP+ status), 2015	25
Figure 16: Pakistan's merchandise exports to the UK CAGR (overall, GSP+ and non-GSP+), 2008-2015.....	26
Figure 17: Exchange rate USD/GBP, monthly average, Jan-14 to Nov-16	28
Figure 18: Exchange rate GBP/PKR, monthly average, Jan-14 to Nov-16	29
Figure 19: Number of vehicles imported by Pakistan (new and used), FY 2010-FY 2015.....	32
Figure 20: Discrepancy in reported data of Pakistan's merchandise exports to the UK, 2010-2015	37
Figure 21: Discrepancy in reported data of Pakistan's merchandise imports from the UK, 2010-2015	38
Figure 22: Pakistan's global trade in services, FY 2015.....	41
Figure 23: UK's global trade in services, 2015	42

List of Tables

Table 1: Data sources used in the report	XVIII
Table 2: Pakistan's top 5 merchandise exports to the UK (HS 02), 2015	11
Table 3: Pakistan's top 5 merchandise imports from the UK (HS 02), 2015.....	11
Table 4: Pakistan's top 10 merchandise exports to the UK (HS 06), 2008-2015	12
Table 5: Pakistan's top 10 merchandise imports from the UK (HS 06), 2008-2015	13
Table 6: Pakistan's top 10 high potential merchandise exports to the UK (HS 06), 2015.....	20
Table 7: GSP+ coverage of Pakistan's exports to the UK by product group (WITS sector-wise classification)	22
Table 8: Growth of Pakistan's merchandise exports to the UK (GSP+ and non-GSP+), 2013-2015	23
Table 9: Pakistan's non-GSP+ merchandise exports to the UK with greater than \$10 million potential (HS 06), 2015.....	27
Table 10: Pakistan's top 10 high potential merchandise imports from the UK (HS 06), 2015.....	30
Table 11: Pakistan's top 10 global merchandise exports, 2015.....	39
Table 12: Pakistan's top 10 global merchandise imports, 2015	39
Table 13: The UK's top 10 global merchandise exports, 2015.....	40
Table 14: The UK's top 10 global merchandise imports, 2015	40
Table 15: Pakistan's merchandise exports to the UK with greater than \$10 million trade potential (HS 06), 2015	52
Table 16: Pakistan's merchandise imports from the UK with greater than \$10 million trade potential (HS 06), 2015	100

Executive Summary

On June 23, 2016, the electorate in the United Kingdom (UK) decided that it was time for the UK to quit the European Union (EU). The decision to exit the EU – also called Brexit – has now set in place a series of events wherein a new government led by Mrs. Theresa May is in the process of negotiating the UK's exit from the EU. While the government of the UK initiates its Brexit Plan, countries like Pakistan, which are heavily dependent on both the EU and the UK for export markets, need to take a more proactive approach to ensure continued access to the UK market post its exit from the common EU market. ***This Study done by the Pakistan Business Council (PBC) advocates that rather than waiting to be approached by the UK government, the Government of Pakistan needs to immediately initiate negotiations for the signing of a Free Trade Agreement (FTA) with the UK.***

The UK has been a prominent member of the European Union (EU) since 1st January 1973 when it joined the then European Community. Currently the UK accounts for 18% of the Bloc's combined GDP. Its total contribution to the EU in 2015 was €21.1 billion, which was 16% of the total contributions that the EU received from its member countries that year. As part of the EU, businesses in the UK are subject to the same stringent and costly regulations as companies in other member countries and which, in the view of some, hamper their ability to compete in global arenas. Other matters of concern which contributed to the Brexit vote include the debt crises, immigration and refugee crises, and sluggish economic growth. The EU represents 50% of the UK's trade with the world. Since the EU's exports also have a large market in the UK, it is expected that despite the UK's decision to leave, the EU would still be interested in granting the UK access to its markets in return for the same.

Pakistan and the UK have been trade allies since Pakistan's independence in 1947 – well before the establishment of the European Union. The UK accounted for 17% of Pakistan's global exports in 1948-1949. Today, it is the fourth largest market for Pakistan's exports, accounting for 7.1% of Pakistan's global exports in 2015. The UK is also Pakistan's second largest trading partner within the EU, accounting for 20% of Pakistan's trade with the Bloc. Trade relations between Pakistan and the EU (and hence the UK) are governed by the EU's Cooperation Agreement with Pakistan which was signed in 2004. Pakistan is also a beneficiary of the GSP+ scheme which allows two-thirds of Pakistani goods to receive duty-free access into the EU. While the GSP+ status was awarded only in 2014, it was preceded by the GSP status. Therefore, Pakistani industries have been exporting products to the EU (and hence the UK) at preferential rates for a long time.

With the UK's looming exit from the EU, Pakistan's preferential market access to the UK markets will also likely end unless Pakistan is able to sign an agreement with the UK for the continuation of this access. A sudden increase in tariffs to MFN rates, coupled with a likely depreciation in the Pound's value, could potentially have a disastrous impact on Pakistan's current trade surplus with the UK.

While the British government has reassured Pakistan that trade relations between the two will not be affected post-Brexit, and though it has been reported that the UK has offered to set up an arrangement similar to the GSP+ scheme with Pakistan or begin negotiations for a bilateral FTA, it is important that Pakistan take a proactive approach to ensure that the current trade concessions continue.

The PBC advocates for steps to be taken to ensure continuation of coverage under the GSP+ scheme, the ideal scenario being an arrangement identical to the concessions offered under GSP+. If the UK presses for the opening up of the Pakistani market in reciprocity even an FTA between the two countries may prove beneficial to Pakistan.

Key Findings

Current Scenario

- Pakistan exported goods worth \$1,573 million to the United Kingdom (UK) and imported goods worth \$611 million from the UK, resulting in a \$962 million merchandise trade surplus for Pakistan in 2015.
- The discrepancy in reported data of Pakistan-UK bilateral merchandise trade in 2015 was \$103 million for Pakistan's exports and \$178 million for Pakistan's imports. Both statistics were underreported by Pakistan relative to its counterpart.
- Pakistan's merchandise exports to the UK have shown a favorable trend over the last eight-year period in the face of a fall in UK's global imports and only a modest growth in Pakistan's global exports. However, if the decreasing trend of the UK's global imports continues, it may stifle the growth of Pakistani exports to the UK. On the other hand, Pakistan's merchandise imports from the UK have declined.
- The UK is a major trading partner of Pakistan. In 2015 it accounted for 3% of Pakistan's global trade in goods. It is Pakistan's 4th largest export market and 15th largest source of imports. Pakistan, however, is not a major trading partner of the UK. In 2015, Pakistan accounted for only 0.2% of the UK's global trade in goods.
- The UK's export portfolio complements Pakistan's import needs more strongly than vice versa.
- Pakistan's merchandise exports to the UK are concentrated in only a few products, while its merchandise imports from the UK are more diversified. In 2015, over 80% of Pakistan's exports to the UK consisted of textiles and clothing products. On the other hand, the top 80% share of Pakistan's imports from the UK consisted of metals, machinery and electrical/electronic equipment, chemicals, and textiles and clothing products.
- At the HS 2-digit level, the top five exports of Pakistan to the UK accounted for 85% of all Pakistani exports to the UK in 2015. These products are subject to 0% tariff under GSP+. The top five imports of Pakistan from the UK accounted for 62% of all Pakistani imports from the UK in 2015.

- At the HS 6-digit level, Pakistan's highest export to the UK was of "Bedlinen of textile materials (excluding of cotton and man made fibres, printed, knitted or ...)" (export share: 12%) in 2015. This product has 0% tariff under GSP+ while the UK's MFN tariff for this product is 12%. Pakistan's highest import from the UK was of "Turnings, shavings, chips, milling waste, sawdust, filings, trimmings and stampings of iron ..." (import share: 19%) in 2015. Pakistan's MFN tariff on this product is 2%.
- Though the potential for Pakistan for additional imports from the UK (\$18.7 billion) is almost 2 times higher than the potential for Pakistan for additional exports to the UK (\$9.1 billion) the sheer distances between the two countries and market preferences may not result in the actual achievement of these numbers.¹
- Pakistan exported services worth \$353 million to the UK and imported services worth \$525 million from the UK, resulting in a \$172 million service trade deficit for Pakistan in 2015.
- Pakistan's service exports to and imports from the UK were concentrated in transport services, other business services, and government goods and services in 2015.

Future Outlook

- The impact of Brexit on Pakistan's exports is likely to be significant because UK is the fourth largest export market of Pakistan.
- The highest export potential for Pakistan lies in the product "Men's or boys' trousers, bib and brace overalls, breeches and shorts, of cotton ..." (\$650 million). This product is covered by GSP+ and the MFN tariff applied by the UK on it is 12%. Pakistan is also competitive in exporting this product to the UK.
- Of the 10 Pakistani products with the highest potential for exports to the UK,
 - 8 products benefit from duty free market access under GSP+. The 2 products excluded from this scheme are rice and sugar.
 - Pakistan is competitive in exporting only 6 products to the UK. It is however important to note that each of these are currently covered under GSP+.

¹All trade potential calculations in this report are exclusive of petroleum products.

- There are four products which have the potential to grow by removing impediments in bilateral trade as indicated by positive CAGRs of Pakistan's global exports and the UK's global imports and a negative CAGR of Pakistan's exports to the UK
- GSP+ was implemented for Pakistan-EU trade on January 1, 2014. It enables Pakistan to secure duty-free market access into the EU for over 6,000 tariff lines.
- ***Continuation of the GSP+ or a similar arrangement is important to maintain the level of exports of Pakistan to the UK since over 96% (\$1.5 billion) of the exports are covered by it.*** However, the growth rate in these products is expected to become slower with time as Pakistan narrows in on its potential to export to the UK.
- The remaining 4% products that are not covered by GSP+ are faced with a decreasing trend of the UK's global imports and thus have a bleak outlook for growth.
- The GSP+ concession, since it is a blanket concession, covers a large portion of goods which are not of export interest to Pakistan. Of the products covered by GSP+ over 52% of the product codes have no trade potential and 80% of product codes have less than \$10 million potential for Pakistan. This is important from a concession negotiation viewpoint since Pakistan's trade negotiators have in the past accepted concessions for similar products at the expense of products which had potential for exports.
- Only 10 products at the HS 6-digit level that are not covered by GSP+ have trade potential greater than \$10 million each and have a nonzero MFN tariff for import into the UK.
- After the EU Referendum, the value of the British Pound has fallen, both against the US Dollar and the Pakistani Rupee, and it is not expected to recover in the near to medium term. This will likely make the UK's exports to Pakistan cheaper and Pakistan's exports to the UK more expensive. It has been predicted that till the end of 2017, the Pound's value will remain between \$1.22 and \$1.30, and it is expected to remain low in case of a hard Brexit.
- The highest import potential for Pakistan lies in the product "Telephones for cellular networks ..." (\$750 million). The MFN tariff applied by Pakistan on the UK is 12% and the tariff secured by Sri Lanka in its FTA with Pakistan is 0%.

- Of the 10 British products with the highest potential for imports from the UK,
 - 7 have tariffs that are significantly higher than those received by at least one FTA partner of Pakistan. It is logical to expect that the UK will press to receive at least the best terms that Pakistan has offered to its FTA partners in these products while negotiating an FTA with Pakistan.
 - There are three products which have the potential to grow by removing impediments in bilateral trade as indicated by positive CAGRs of Pakistan's global imports and the UK's global exports and a negative CAGR of Pakistan's imports from the UK.
- Only 0.5% of Pakistan's \$1.7 billion global vehicle imports in 2015 were sourced from the UK despite UK's \$50.3 billion global vehicle exports.

Recommendations

- Post-Brexit, Pakistan should aim for continued duty-free access into the UK for products that are currently covered by GSP+. Maintaining Pakistan's GSP+ status is crucial to ensure at least the current level of exports since most Pakistani products with high actual and/or potential exports values already benefit from zero tariffs under this scheme. There are however several products that are covered by GSP+ but are not exported by Pakistan to the UK, nor do they have export potential. Such products can be excluded from receiving concessions without adversely affecting Pakistan's exports to the UK.
- At least ten HS 6-digit products offer high potential but are not covered by GSP+. Pakistan should press for preferential access for these products.
- Pakistan should proceed aggressively while negotiating for signing an FTA with the UK. Though signing an FTA will not lead to the achieving of sustainable long term growth in exports to the UK considering Pakistan's current export portfolio, it will enable Pakistan to defend its current market share in the UK market. However, the FTA is likely to result in growth of Pakistan's imports from the UK and thus negatively impact Pakistan's trade surplus with the former in the long-run.
- Pakistan and the UK should explore ways to increase their trade in services.
- In the aftermath of Brexit, exports to Italy and Cyprus are expected to decline by the amount that was previously re-exported by these countries to the UK. Pakistan should ensure that these exports are smoothly diverted to the UK.
- The UK is expected to exit the EU by 2019, which gives Pakistan limited time to reach an agreement with the UK. Pakistan should initiate the process as early as possible.
- Both countries must do away with discrepancies in their reported trade data which weaken the foundation on which bilateral trade policy is made.

Report Outline

Study Objective

The objective of this Study is to ascertain the feasibility or otherwise of a Free Trade Agreement between Pakistan and the United Kingdom once the latter country exits the European Union.

Data Sources and Methodology

Source	Variables
APMDA	Number of vehicles (new and used) imported by Pakistan
IMF Databank	Exchange rate GBP/USD, monthly average
ITC Market Access Map	Tariff rates
ITC Trade Map	Merchandise export, import and trade balance values overall and by product (2 and 6-digit HS level) Indicative export and import potential values by product (6-digit) UK's service export and import values overall
Office for National Statistics	UK's global service export and import shares by type
State Bank of Pakistan	Pakistan's services export, import and trade balance values overall and by type Exchange rate GBP/PKR, monthly average
WITS	Trade Complementarity Index for Pakistan-UK trade

Table 1: Data sources used in the report

All values of trade flows reported in this study are in USD. Moreover, all such data reported in tables is in USD millions unless stated otherwise.

This report uses the list of products covered by the GSP+ schedule that is included in the EU's Regulation No 978/2012². The products have been listed in varying levels (chapter, heading, subheading and tariff lines). For uniformity and ease in data analysis, the list has been brought to the HS 6-digit level.

Below is the explanation of some economic and statistical tools that have been used in this study. These are trade complementary index, export potential, bilateral revealed comparative advantage and compound annual growth rate.

Trade Complementarity

Trade complementarity index assesses how well country i 's offer (i.e. export portfolio) matches country j 's demand (i.e. import portfolio). It is calculated using the following formula.

$$\text{Trade Complementarity of country } i \text{ with country } j = 1 - \sum_X \frac{|\text{share of good } X \text{ in imports of country } j - \text{share of good } X \text{ in exports of country } i|}{2}$$

The value of trade complementarity ranges from 0 to 1, where 0 indicates no complementarity and 1 indicates a perfect match. The higher the trade complementarity index, the higher the benefit that can be derived from tariff concessions by the exporting country.

Trade Potential

Trade potential allows us to identify the scope of increasing bilateral trade. It measures the additional trade that can exist between two countries, theoretically, if trade is perfectly frictionless between them. It is calculated using the following formula.

$$\begin{aligned} &\text{Country } i\text{'s Export Potential for exporting } X \text{ to country } j \\ &= \text{Minimum (country } i\text{'s exports of } X \text{ to the world, country } j\text{'s imports of } X \text{ from the world)} - \text{country } i\text{'s exports of } X \text{ to country } j \end{aligned}$$

Note that for the purpose of this Study, all trade potential calculations are exclusive of petroleum products (i.e. those products that fall under HS code 27).

² "Regulation (EU) No 978/2012 of the European Parliament and of the Council of 25 October 2012", pages: 30-57. Retrieved from: http://trade.ec.europa.eu/doclib/docs/2012/october/tradoc_150025.pdf

Compound Annual Growth Rate

Compound annual growth rate (CAGR) is the rate at which a quantity would have grown per annum had the growth been smooth. It is calculated using the following formula.

$$CAGR = \left(\frac{\text{Final value}}{\text{Initial value}} \right)^{\frac{1}{\# \text{ of years elapsed}}} - 1$$

CAGRs have been used to compare how, for example, Pakistan's global exports, the UK's global imports and Pakistan's exports to the UK have grown during the same timeframe. This comparison has then been used to draw important inferences. Studying the growth of the UK's global imports can help predict the future outlook of Pakistan's exports to the UK. Moreover, if Pakistan's exports to the UK show negative growth despite increasing global imports of the UK and increasing global exports of Pakistan, it signals that these exports can be improved by removing an obstruction specific to Pakistan-UK trade.

Bilateral Revealed Comparative Advantage

Bilateral revealed comparative advantage (BRCA) index indicates whether or not a country has a relative advantage or disadvantage to export a particular product, to a particular partner as evidenced by trade flows. It is calculated by the following formula.

$$BRCA \text{ of country } i \text{ for exporting } X \text{ to country } j = \frac{\left(\frac{\text{Country } i's \text{ exports of } X \text{ to country } j}{\text{Country } i's \text{ total exports to country } j} \right)}{\left(\frac{\text{Country } i's \text{ exports of } X \text{ to the world}}{\text{Country } i's \text{ total exports to the world}} \right)}$$

The values of BRCA range from 0 to $+\infty$. A BRCA of a country in a product that is greater than 1 indicates that the country is efficient in exporting that good to that particular partner; a BRCA of less than 1 indicates otherwise.

Section I:

Pakistan-UK Bilateral Trade

Pakistan-UK Bilateral Trade

Pakistan's Trade in Goods with the UK

Over the last eight years, Pakistan's exports to the UK have consistently been higher than its imports from the UK. Moreover, Pakistan's surplus has shown an overall increase as Pakistan's exports have risen by 57% and imports have fallen by 30%. Note that the discrepancy in data reported by Pakistan and the UK for bilateral merchandise trade in 2015 was \$103 million for Pakistan's exports and \$178 million for Pakistan's imports. Both statistics were underreported by Pakistan relative to its counterpart.

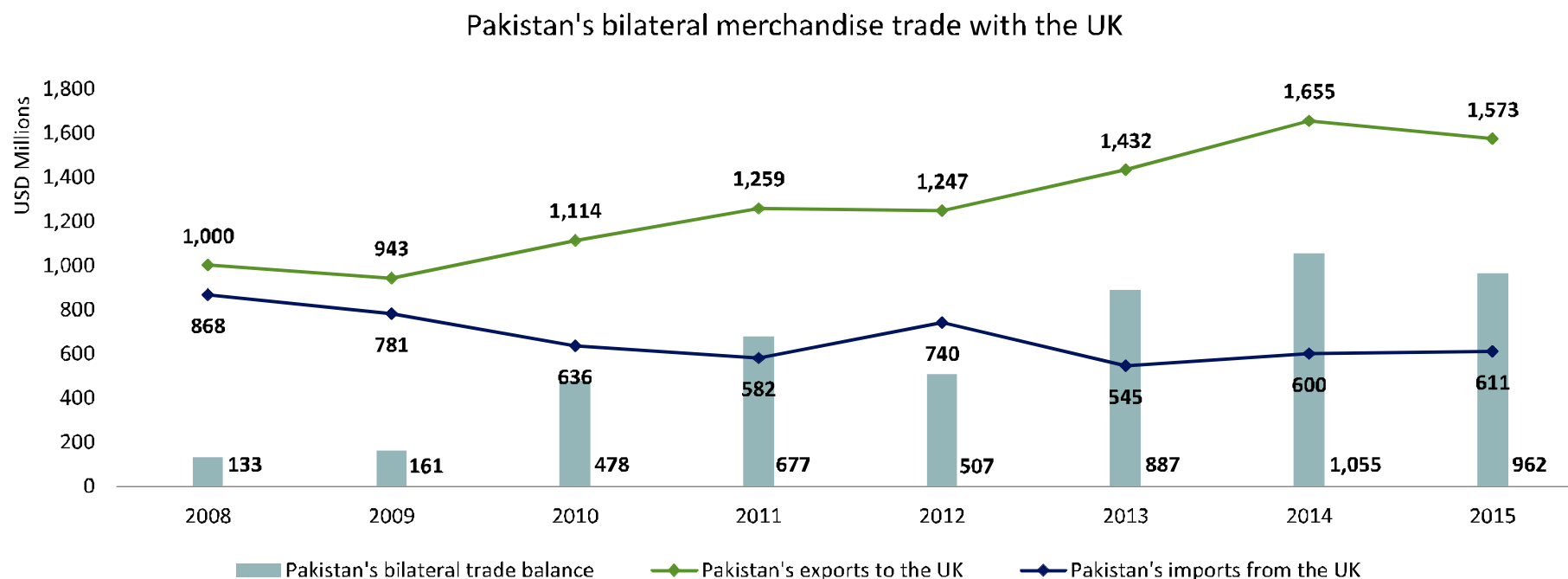


Figure 1: Pakistan's merchandise trade with the UK, 2008-2015

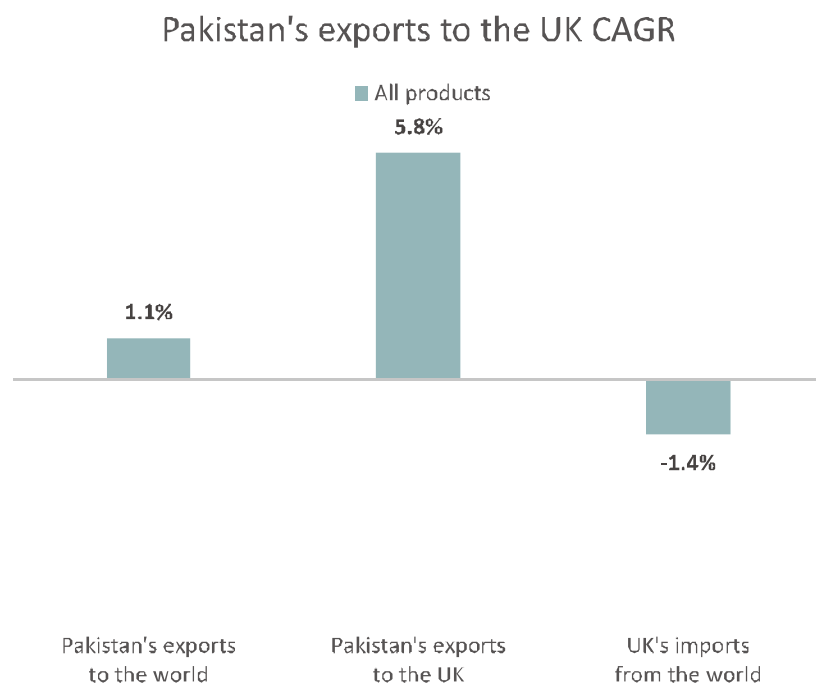


Figure 2: Pakistan's merchandise exports to the UK CAGR, 2008-2015

Pakistan's exports to the UK have shown a favorable trend over the last eight-year period. Annually, on average, despite a 1.4% decrease in the UK's global imports and only a 1.1% increase in Pakistan's exports to the world, Pakistan's exports to the UK increased by 5.8%. This shows that Pakistani exports were able to secure a growing market in the UK despite a fall in UK's global imports. However, if the decreasing trend in the UK's global imports continues, it may stifle the growth of Pakistani exports.

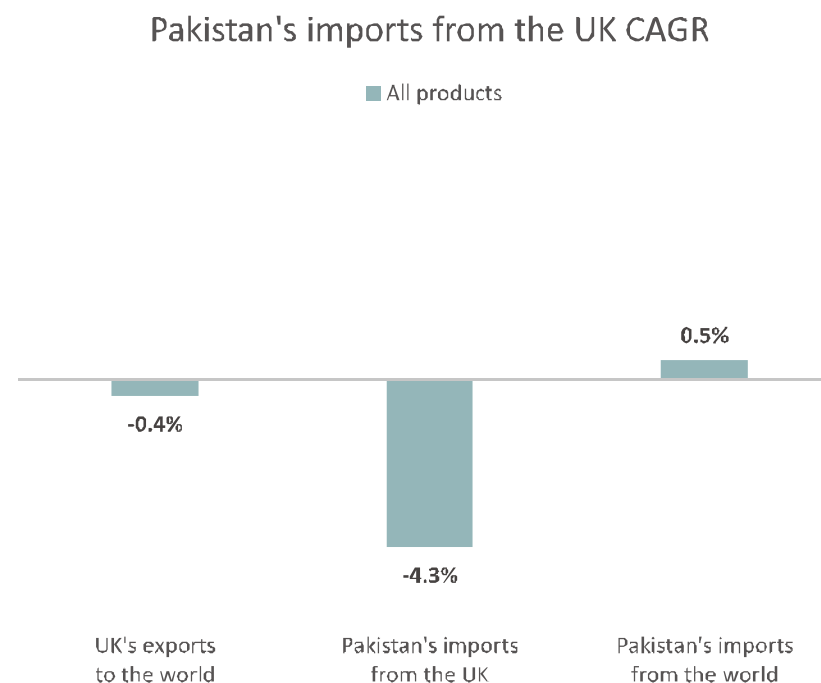


Figure 3: Pakistan's merchandise imports from the UK CAGR, 2008-2015

While Pakistan's global imports have, on average, grown by 0.5% per year, Pakistan's imports from the UK have declined along with a slight decline in the UK's exports to the world.

Importance of Pakistan's Trade with the EU

The EU is Pakistan's largest export partner and fourth largest import partner.

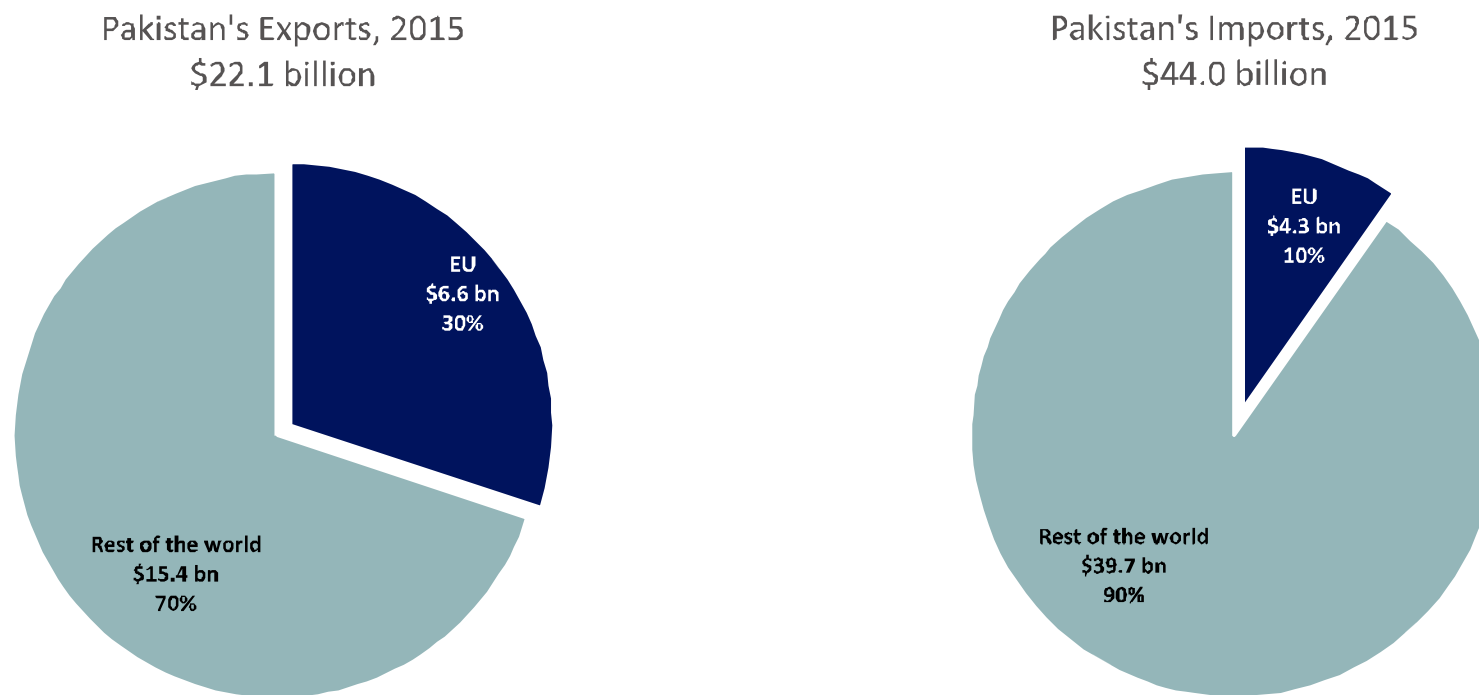


Figure 4: Importance of Pakistan's merchandise trade with the EU, 2015

Importance of Pakistan's Trade with the UK as a part of the EU

Within the EU, the UK is Pakistan's largest export destination and second largest source of imports. The charts below show the distribution of Pakistan's trade with EU by member country, highlighting the top 7 trade partners for each trade flow.

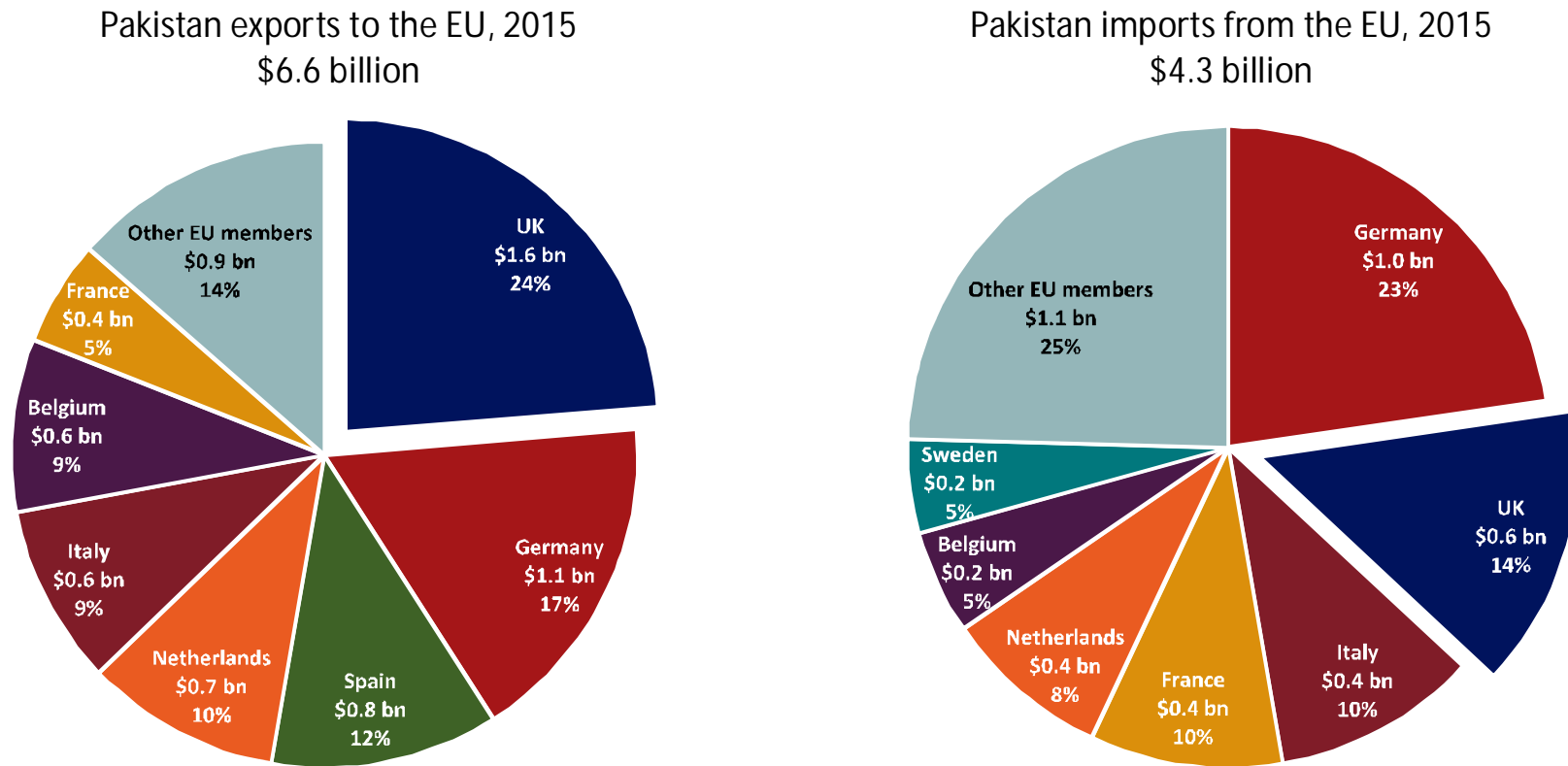


Figure 5: Importance of Pakistan's merchandise trade with the UK as a part of the EU, 2015

Importance of Pakistan-UK Bilateral Trade

The UK has been an important trading partner of Pakistan since the latter's independence well before the creation of the EU. Initially, the UK was the second largest market for Pakistani exports, accounting for 17% of Pakistan's global exports in 1948-1949. Today, it is the fourth largest market for Pakistani exports, accounting for 7.1% of Pakistan's global exports. It is also currently Pakistan's 15th largest import supplying country, accounting for 1.4% of Pakistan's global imports.

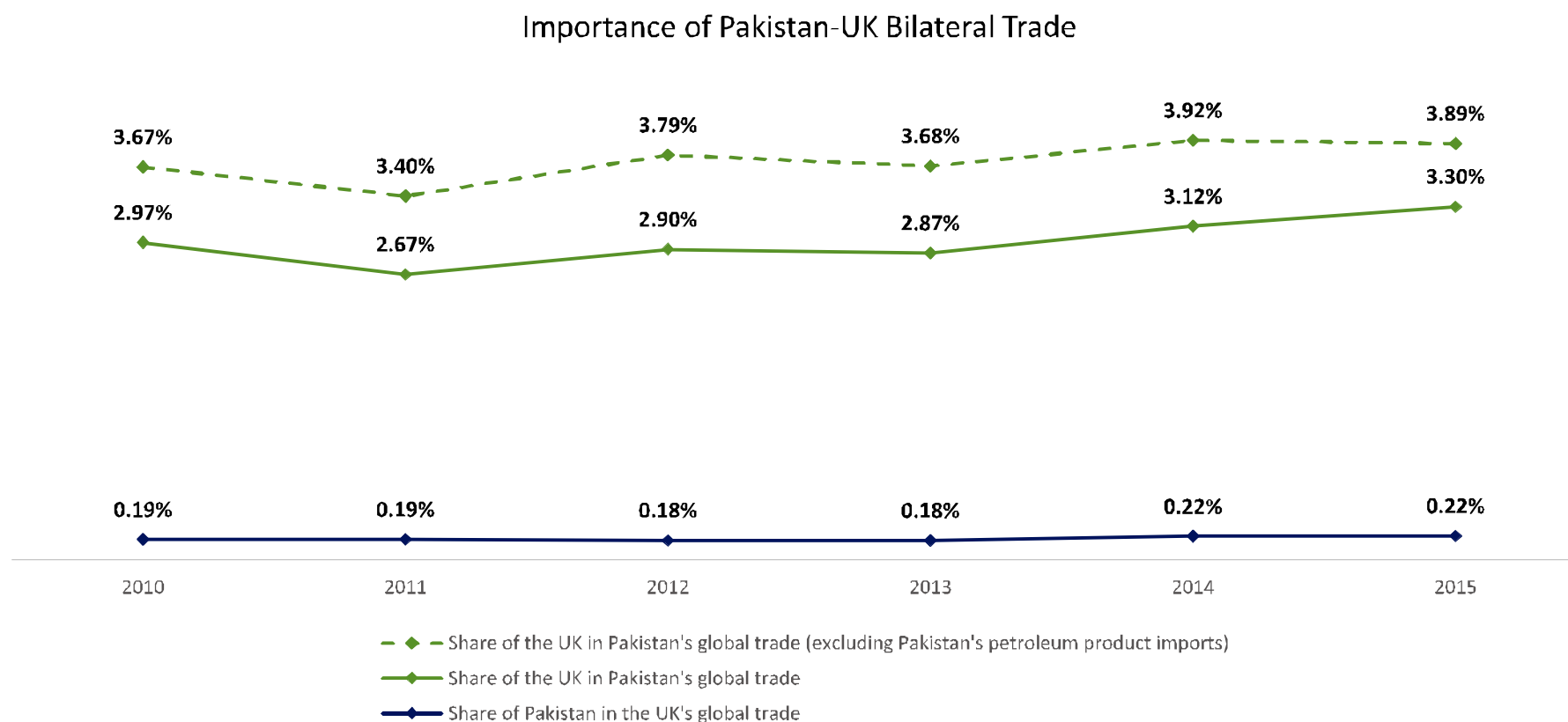


Figure 6: Importance of bilateral merchandise trade for Pakistan and the UK, 2010-2015

Trade Complementarity

The UK's exports to Pakistan match more closely with Pakistan's import needs than Pakistan's exports to the UK match with the UK's import needs. Also, note that both the UK and Pakistan's exports have become decreasingly complementary to each other over time. This indicates that the possibility of gaining from increased trade is reducing, and that currently the UK has a greater possibility of benefiting from increased market access into Pakistan than vice versa.

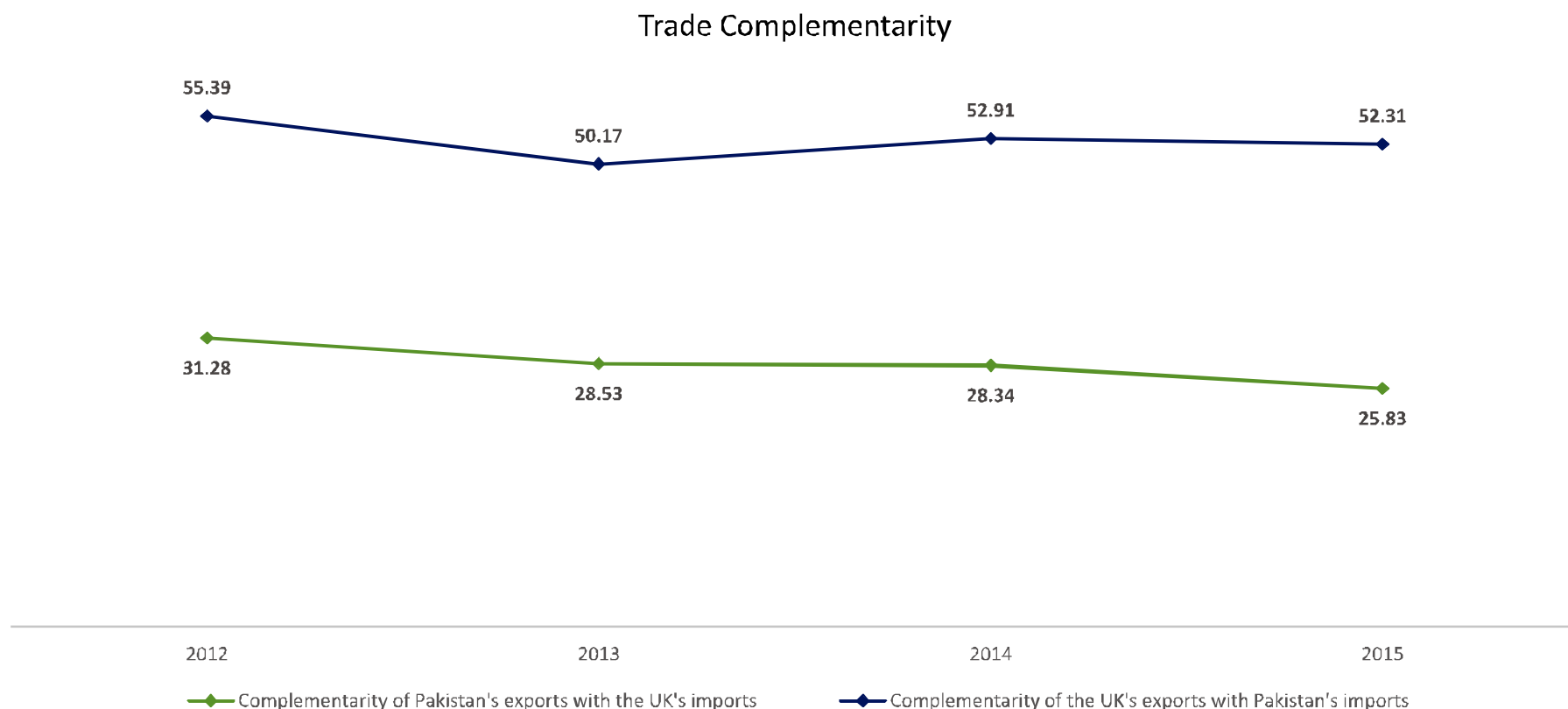


Figure 7: Trade Complementarity of Pakistan and the UK, 2012-2015

Composition of Pakistan's Merchandise Trade with the UK

Pakistan's exports to the UK

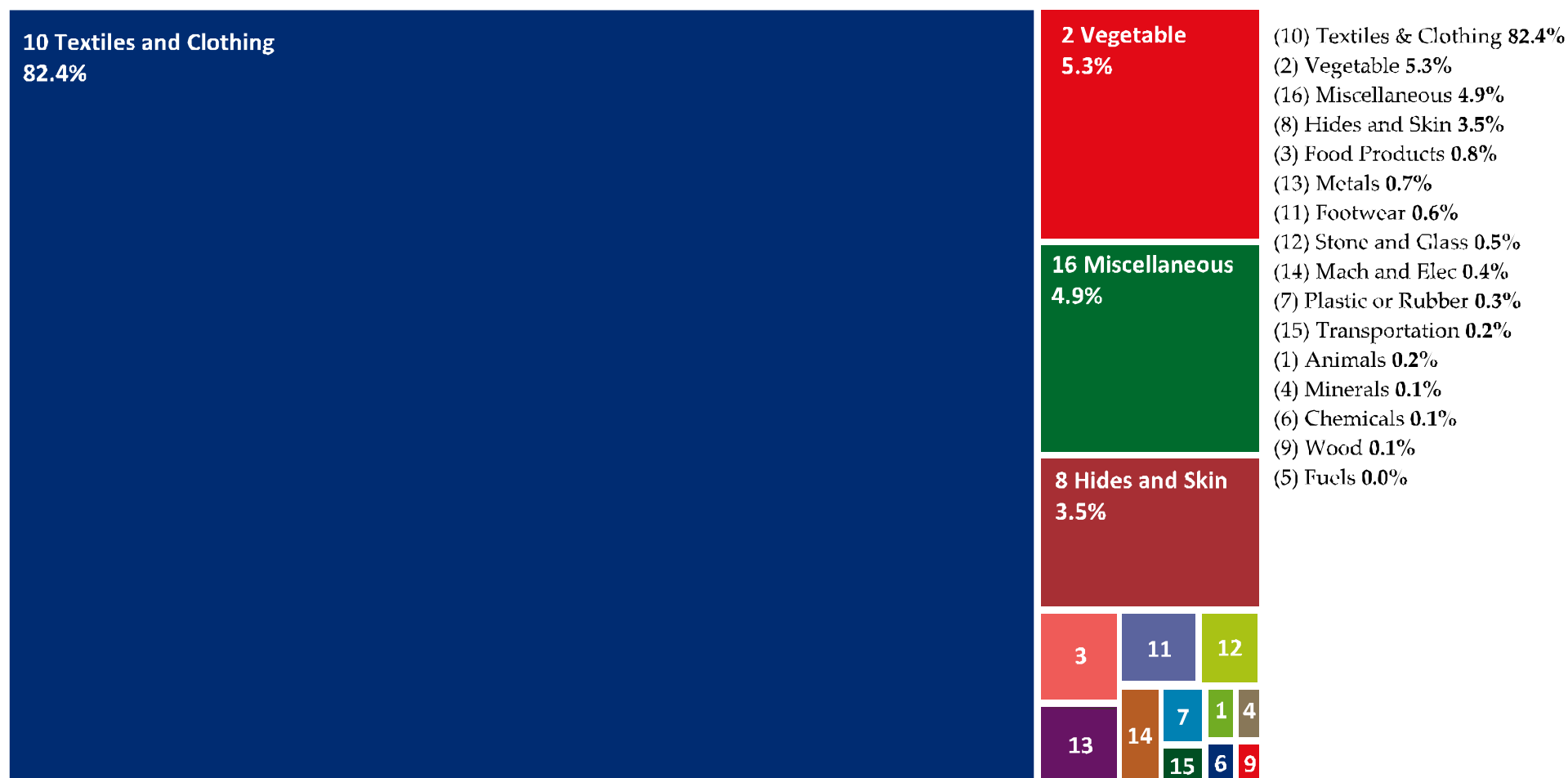


Figure 8: Composition of Pakistan's merchandise exports to the UK (WITS sector-wise classification), 2015

Pakistan's imports from the UK

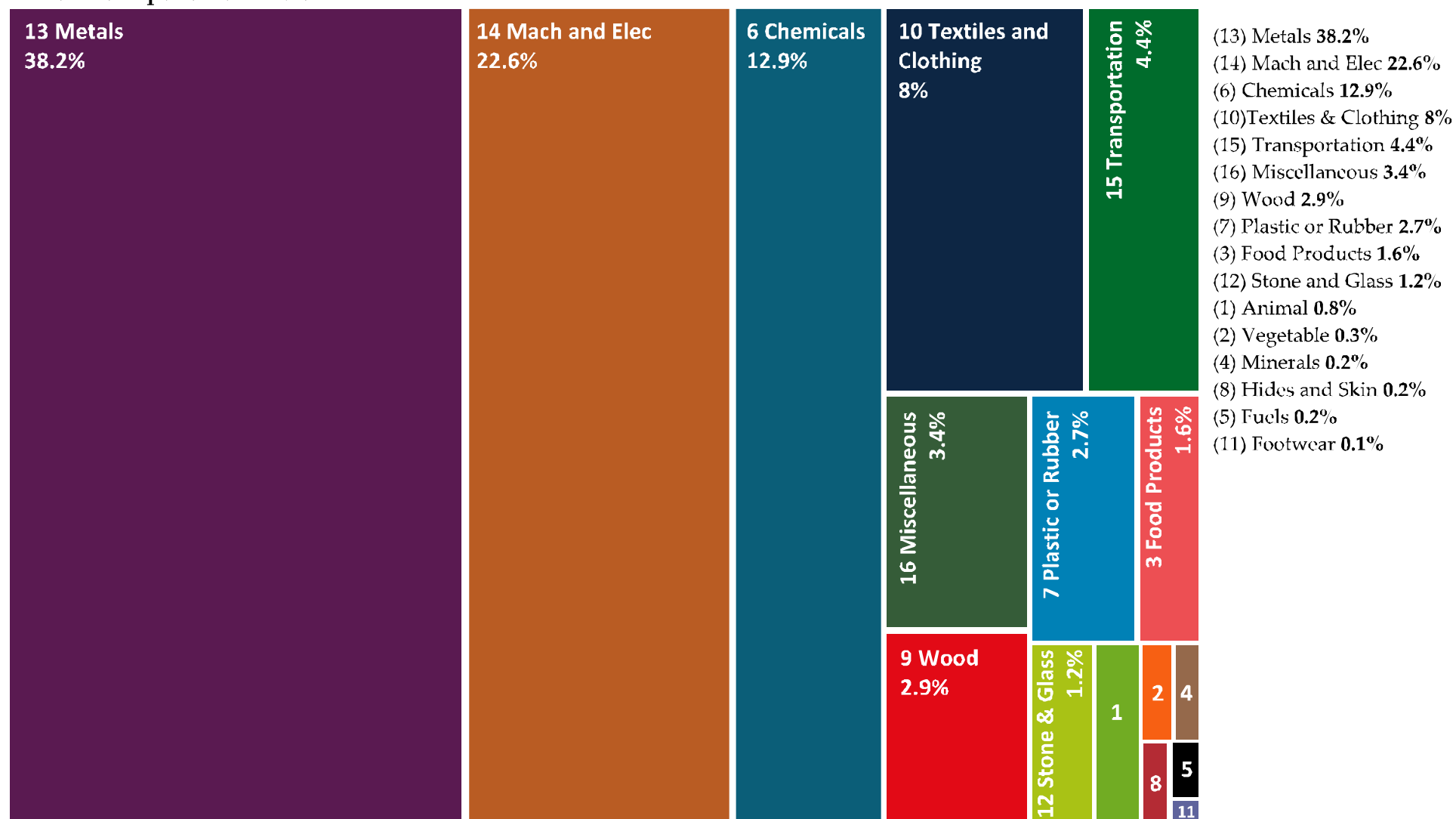


Figure 9: Composition of Pakistan's merchandise imports from the UK (WITS sector-wise classification), 2015

Pakistan's exports to the United Kingdom are heavily concentrated in a few products. At the HS 2-digit level, the top five products accounted for 85% of Pakistan's exports to the UK in 2015. Three of these products are particularly important: "Other made-up textile articles...", "Articles of apparel and clothing accessories, knitted or crocheted" and "Articles of apparel and clothing accessories, not knitted or crocheted" accounted for 76% of all exports to the UK. Also, note that the tariff applied on all five of these products under the GSP+ scheme is 0% while the MFN tariffs are sustainably higher. Imports of Pakistan from the UK are also concentrated in a few products. The top five products accounted for 62% of Pakistan's imports in 2015. Pakistan's imports from the UK are led by "iron and steel" which alone accounted for 31% of all imports from the UK.

Code	Product	Pakistan's exports to the UK	Share in total exports to the UK	Share in total exports to the world	Tariff applied by the UK	
					GSP+	MFN
	All Products	1572.80	100.0%	7.0%		
	Top Five Products	1328.48	84.5%	6.0%		
63	Other made-up textile articles; sets; worn clothing/worn textile articles	571.42	36.3%	15.0%	0.0%	10.3%
61	Articles of apparel and clothing accessories, knitted or crocheted	355.00	22.6%	15.0%	0.0%	11.7%
62	Articles of apparel and clothing accessories, not knitted or crocheted	282.84	18.0%	13.0%	0.0%	11.4%
52	Cotton	65.07	4.1%	2.0%	0.0%	6.9%
42	Articles of leather; saddlery and harness; travel goods, handbags ...	54.16	3.4%	8.0%	0.0%	4.5%

Table 2: Pakistan's top 5 merchandise exports to the UK (HS 02), 2015

Code	Product	Pakistan's imports from the UK	Share in total imports from the UK	Share in total imports from the world	Tariff applied by Pakistan (MFN)
	All Products	610.55	100.0%	1.4%	
	Top Five Products	380.19	62.3%	0.9%	
72	Iron and steel	188.86	30.9%	0.4%	11.4%
84	Machinery, mechanical appliances, nuclear reactors, boilers; parts ...	79.31	13.0%	0.2%	10.1%
85	Electrical machinery and equipment and parts thereof; sound recorders and reproducers, television ...	58.82	9.6%	0.1%	14.3%
63	Other made-up textile articles; sets; worn clothing/worn textile articles	26.74	4.4%	0.1%	17.5%
38	Miscellaneous chemical products	26.46	4.3%	0.1%	10.1%

Table 3: Pakistan's top 5 merchandise imports from the UK (HS 02), 2015

Pakistan's exports to the UK at the HS 6-digit level

Code	Product	Pakistan's exports to the UK								Change over the period (value)	Change over the period (%)	Tariff applied by the UK	
		2015	2014	2013	2012	2011	2010	2009	2008			GSP+	MFN
	All products	1,572.80	1,654.65	1,431.96	1,247.44	1,258.79	1,113.87	942.61	1,000.42	-572.38	-36.4%		
630239	Bedlinen of textile materials (excluding of cotton and man-made fibres, printed, ...	194.73	196.31	172.88	151.44	142.00	116.78	98.35	75.46	-119.28	-61.3%	0.0%	12.0%
620342	Men's or boys' trousers, bib and brace overalls, breeches ...	111.88	87.95	91.25	86.72	73.56	81.77	73.10	70.82	-41.06	-36.7%	0.0%	12.0%
630210	Bedlinen, knitted or crocheted	108.35	124.15	95.22	78.61	58.18	76.76	65.29	33.55	-74.80	-69.0%	0.0%	12.0%
630231	Bedlinen of cotton (excluding printed, knitted or crocheted)	93.44	86.58	69.47	64.26	57.35	58.97	61.47	68.54	-24.90	-26.6%	0.0%	12.0%
630260	Toilet linen and kitchen linen, of terry towelling or similar terry fabrics of cotton ...	83.33	72.97	56.11	54.48	48.64	48.39	34.00	42.52	-40.81	-49.0%	0.0%	12.0%
610590	Men's or boys' shirts of textile materials, knitted or crocheted (excluding of...	69.85	76.23	53.31	67.13	72.01	52.72	48.90	54.28	-15.57	-22.3%	0.0%	12.0%
620462	Women's or girls' trousers, bib and brace overalls, breeches and shorts of cotton ...	63.14	54.35	52.71	37.82	29.99	28.44	25.98	23.01	-40.13	-63.6%	0.0%	12.0%
100630	Semi-milled or wholly milled rice, whether or not...	48.50	64.30	42.46	29.46	61.54	63.94	40.44	81.38	32.89	67.8%	-	16.6%
610510	Men's or boys' shirts of cotton, knitted or crocheted...	46.23	50.03	49.71	43.84	43.09	40.68	25.07	32.33	-13.90	-30.1%	0.0%	12.0%
901890	Instruments and appliances used in medical, surgical or veterinary sciences, n.e.s.	34.20	37.48	34.45	34.19	32.64	23.16	25.61	29.11	-5.09	-14.9%	0.0%	0.0%

Table 4: Pakistan's top 10 merchandise exports to the UK (HS 06), 2008-2015

Table Summary:

- Top export product: "Bedlinen of textile materials (excluding of cotton and man-made fibres, printed, knitted or ..." with 12% export share (GSP+ tariff: 0%, MFN tariff: 12%)
- Product with the highest growth rate among the top 10 export products: "Semi-milled or wholly milled rice, whether or not polished or glazed" (Not covered by GSP+, MFN tariff: 17%)
- Products that are not covered by GSP+ among the top 10 export products: "Semi-milled or wholly milled rice, whether or not polished or glazed" (MFN tariff: 17%)

Pakistan's imports from the UK at the HS-6 digit level

Code	Product	Pakistan's imports from the UK								Change over the period (value)	Change over the period (%)	Tariff applied by Pakistan (MFN)
		2015	2014	2013	2012	2011	2010	2009	2008			
	All products	610.55	599.72	544.92	740.15	581.85	635.57	781.25	867.50	256.95	42.1%	
720441	Turnings, shavings, chips, milling waste, sawdust, filings, trimmings and stampings of iron ...	115.08	74.51	39.43	38.79	45.37	67.81	103.05	96.06	-19.02	-16.5%	2.0%
720449	Waste and scrap of iron or steel (excluding slag, scale and other waste of the ...)	59.32	38.92	27.20	21.91	19.12	17.86	24.02	26.75	-32.57	-54.9%	8.6%
630900	Worn clothing and clothing accessories, blankets and travelling rugs, household linen and articles ...	26.45	22.97	15.66	13.63	14.48	13.55	15.85	16.60	-9.86	-37.3%	5.0%
780110	Unwrought lead, refined	23.63	30.97	24.80	29.62	35.29	20.83	0.07	0.00	-23.63	-100.0%	5.0%
850213	Generating sets with compression-ignition internal combustion piston engine "diesel or semi-diesel ..."	18.88	27.36	41.10	24.90	18.93	22.31	37.05	44.25	25.36	134.3%	10.0%
850239	Generating sets (excluding wind-powered and powered by spark-ignition internal combustion piston ...)	16.02	2.38	0.19	0.88	0.61	7.21	2.45	4.12	-11.90	-74.3%	5.0%
382490	Chemical products and preparations of the chemical or allied industries, incl. ...	14.77	7.34	11.48	16.55	11.61	14.56	13.64	15.19	0.41	2.8%	7.9%
550490	Artificial staple fibres, not carded, combed or otherwise processed for spinning...	14.02	24.82	12.88	2.85	4.34	5.29	2.31	5.06	-8.96	-63.9%	5.0%
840710	Spark-ignition reciprocating or rotary internal combustion piston engine, for aircraft	9.69	1.91	4.29	15.03	7.94	2.17	3.83	3.28	-6.41	-66.1%	5.0%
490199	Printed books, brochures and similar printed matter (excluding those in single sheets; dictionaries, ...)	8.00	7.79	4.82	5.72	7.02	6.08	5.47	6.10	-1.90	-23.7%	2.0%

Table 5: Pakistan's top 10 merchandise imports from the UK (HS 06), 2008-2015

Table Summary:

- Top import product: "Turnings, shavings, chips, milling waste, sawdust, filings, trimmings and stampings of iron ..." with 19% import share (MFN tariff: 2%)
- Product with the highest growth among the top 10 import products: "Generating sets with compression-ignition internal combustion piston engine "diesel or semi-diesel ..." (MFN tariff: 10%)

Pakistan's Trade in Services with the UK

Over the last eight years, Pakistan's imports from the UK have been higher than its exports to the UK. However, Pakistan's service trade deficit has shown an overall decrease as Pakistan's exports have risen by 8% and imports have fallen by 20%.

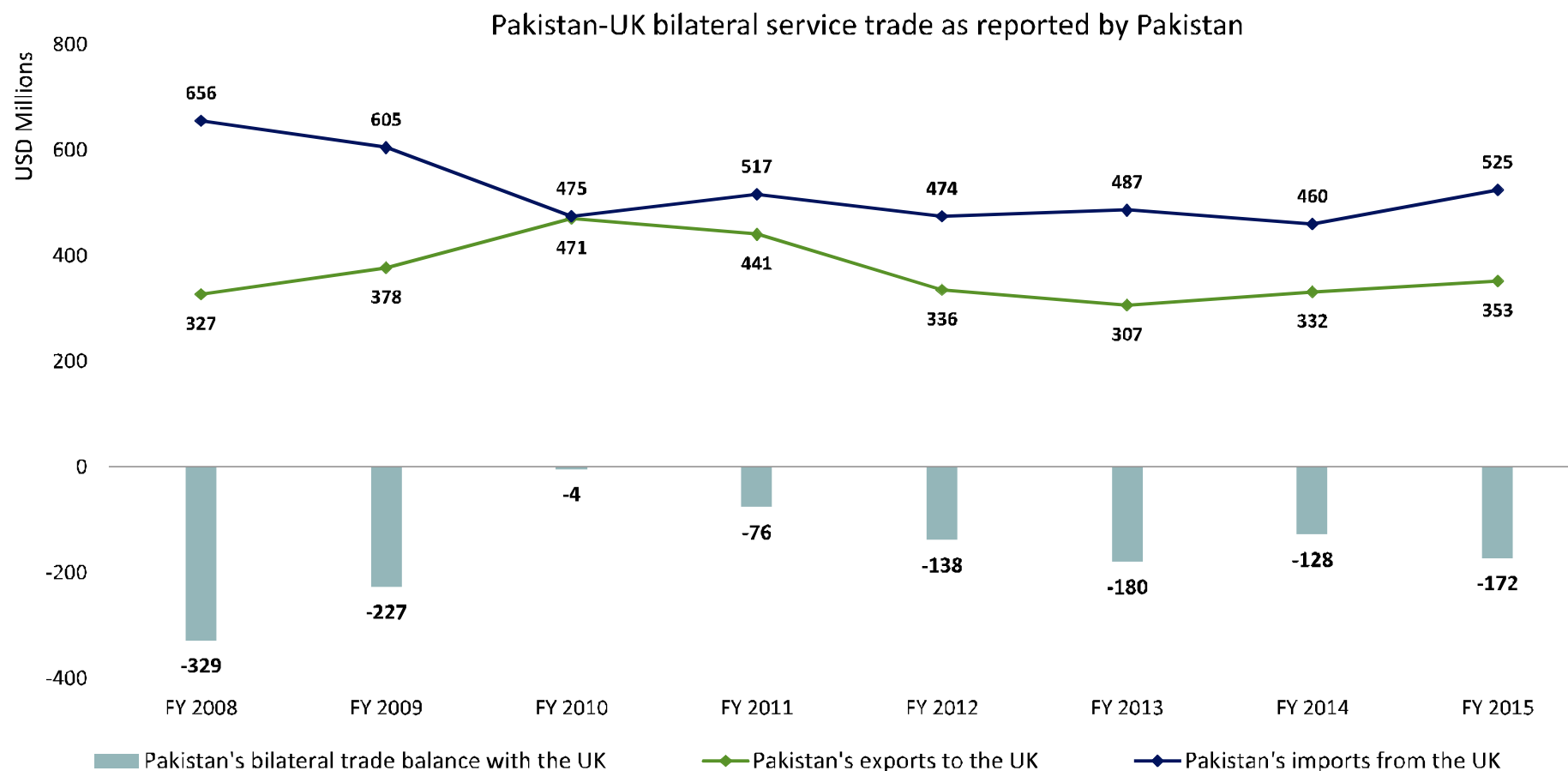


Figure 10: Pakistan's service trade with the UK, FY 2008-FY 2015

Composition of Pakistan's Service Trade with the UK

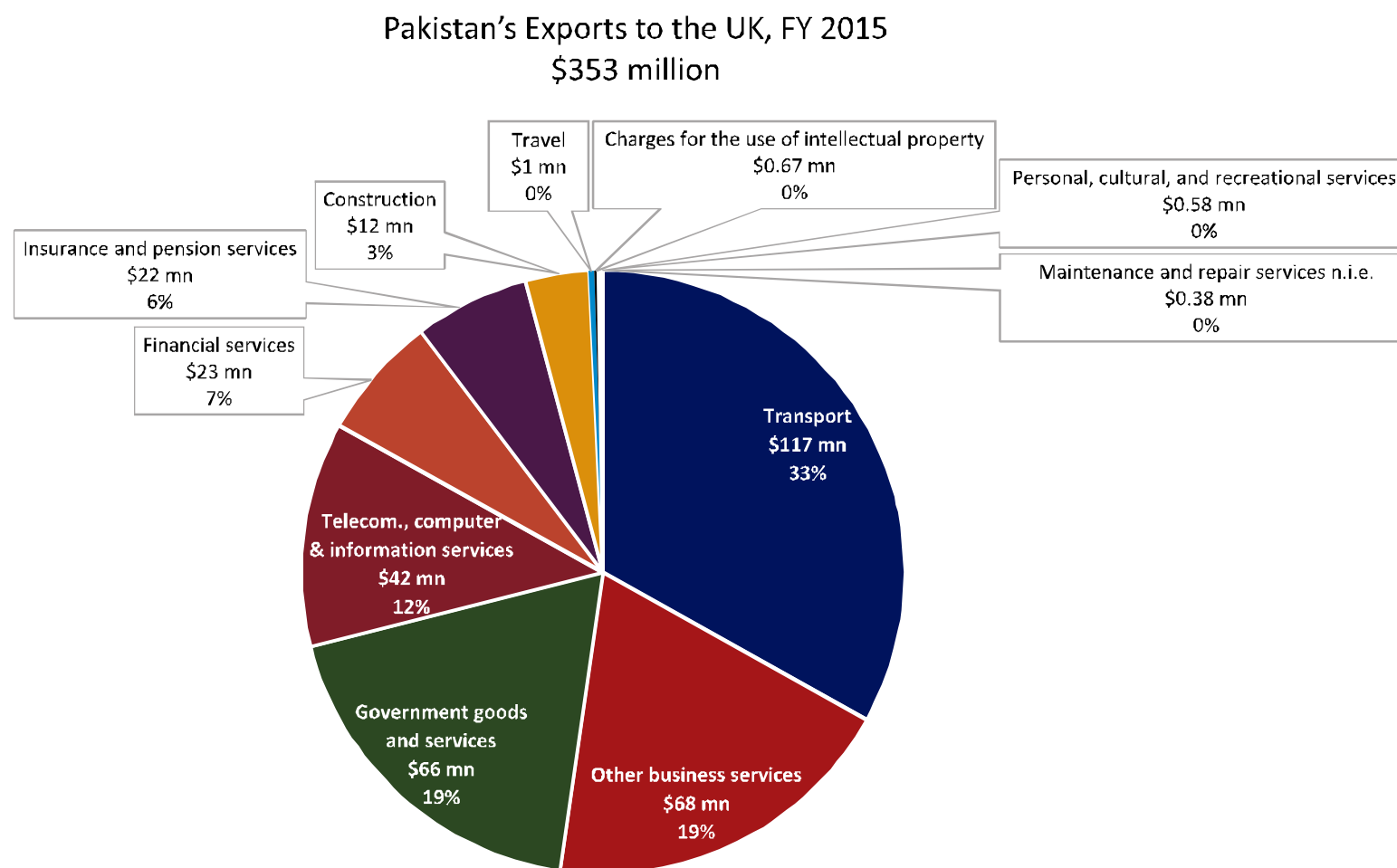


Figure 11: Composition of Pakistan's service exports to the UK (BPM-1), FY 2015

Pakistan's Services Imports from the UK, FY 2015 \$525 million

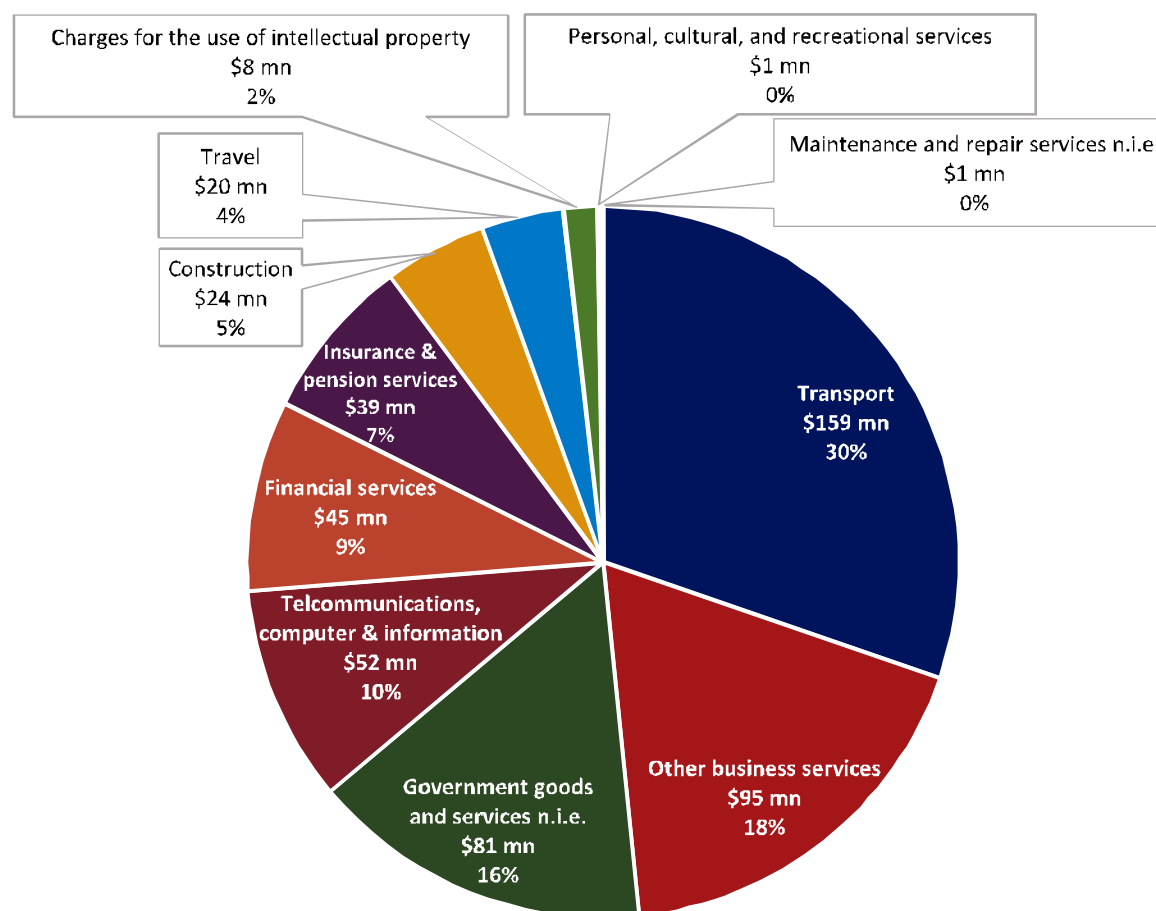


Figure 12: Composition of Pakistan's service imports from the UK (BPM-1), FY 2015

Section II:

Future Outlook of Pakistan-UK Bilateral Trade

Future Outlook of Pakistan-UK Bilateral Trade

Since the UK is the fourth largest export market of Pakistan, it is crucial to predict the impact of Brexit on future Pakistani exports to the UK. Over the last eight-year period, Pakistan's exports to the UK increased by 57%. Analyzing the trend of products covered by GSP+ and those that are not, it is found that increasing the scope of exports to the UK is limited. The generous market access provided by the UK to Pakistan under the GSP+ scheme has allowed Pakistan to narrow in on its potential to export to the UK. Furthermore, few products excluded from receiving GSP+ coverage have substantial actual or potential exports. As a result of Brexit, and in the unlikely scenario of a failure on Pakistan's part to negotiate a market access agreement with the UK similar to that which it currently enjoys under GSP+, Pakistan's exports are expected to drop. Pakistan is expected to lose out to China and India as the current tariff advantage that Pakistan enjoys is neutralized.

Since trade agreements are a two-way street, in order to secure the UK's market for its exports, Pakistan must also be ready to reciprocate by offering exporters in the UK preferential market access. The MFN tariffs of Pakistan on products with high import potential are already close to those offered to Pakistan's FTA partners. It is therefore advisable to offer similar terms to the UK in return for the continuation of GSP+ tariff rates.

Outlook: Pakistan's Merchandise Exports to the UK

Export Potential

Pakistan currently exports goods worth \$1.6 billion to the UK and it has the potential to export a further \$9.1 billion¹ according to data for 2015. The following is a list of ten products with the highest potential for Pakistan to export to the UK. These alone have a combined potential of \$2.8 billion. The CAGR values over the period 2008-2015, bilateral revealed comparative advantage index and tariffs under GSP+ and MFN status are also listed.

Code	Product	Pakistan's exports to the UK 2015	CAGR (2008-2015)			BRCA	Export Potential 2015	Covered by GSP+?	Tariff Applied on Pakistan	Tariff Applied on MFN countries
			Pakistan's exports to the UK	UK's imports from the world	Pakistan's exports to the world					
620342	Men's or boys' trousers, bib and brace overalls, breeches and shorts, of cotton (excluding ...	111.88	5.88%	0.03%	2.82%	2.06	650.27	Y	0.00%	12.00%
620462	Women's or girls' trousers, bib and brace overalls, breeches and shorts of cotton ...	63.14	13.45%	-1.71%	10.14%	1.68	465.38	Y	0.00%	12.00%
901890	Instruments and appliances used in medical, surgical or veterinary sciences, n.e.s.	34.20	2.03%	-0.24%	3.18%	1.44	298.45	Y	0.00%	0.00%
220710	Undenatured ethyl alcohol, of actual alcoholic strength of >= 80%	0.00	-	12.54%	40.01%	0.00	231.50	Y	0.00%	20.36%
100630	Semi-milled or wholly milled rice, whether or not polished or glazed	48.50	-6.27%	-2.19%	-5.98%	0.48	203.25	N	16.57%	16.57%
630260	Toilet linen and kitchen linen, of terry towelling or similar terry fabrics of cotton ...	83.33	8.77%	0.20%	2.72%	1.43	198.37	Y	0.00%	12.00%
610510	Men's or boys' shirts of cotton, knitted or crocheted (excluding nightshirts, T-shirts ...	46.23	4.57%	3.52%	-4.77%	2.70	194.11	Y	0.00%	12.00%
420310	Articles of apparel, of leather or composition leather (excluding clothing accessories, footwear ...	22.52	-5.87%	-1.01%	-4.71%	0.99	193.48	Y	0.00%	4.00%
170199	Cane or beet sugar and chemically pure sucrose, in solid form (excluding cane and beet sugar ...	0.00	-	6.91%	12.32%	0.00	184.46	N	41.49%	41.49%
610910	T-shirts, singlets and other vests of cotton, knitted or crocheted	23.56	1.01%	-4.62%	-3.29%	1.62	180.20	Y	0.00%	12.00%

Table 6: Pakistan's top 10 high potential merchandise exports to the UK (HS 06), 2015

Table Summary:

- Cumulative potential of the top 10 potential products: \$2.8 billion
- Product with highest export potential: “Men's or boys' trousers, bib and brace overalls, breeches and shorts, of cotton ...” (GSP+ tariff: 0%, MFN tariff: 12%)
This product is also Pakistan's 2nd top export product to the UK
- Top 10 potential products that are currently not exported to the UK: “Undenatured ethyl alcohol, of actual alcoholic strength of $\geq 80\%$ ” (GSP+ tariff: 0%, MFN tariff: 20%), “Cane or beet sugar and chemically pure sucrose, in solid form ...” (not covered by GSP+, MFN tariff: 41.49%)
- Top 10 potential products that are among the top 10 global exports of Pakistan: “Semi-milled or wholly milled rice, whether or not polished or glazed” (not covered by GSP+, MFN tariff: 16.57%), “Toilet linen and kitchen linen, of terry towelling or similar terry fabrics of cotton ...” (GSP+ tariff: 0%, MFN tariff: 12%), “Men's or boys' trousers, bib and brace overalls, breeches and shorts, of cotton ...” (GSP+ tariff: 0%, MFN tariff: 12%), “Women's or girls' trousers, bib and brace overalls, breeches and shorts of cotton ...” (GSP+ tariff: 0%, MFN tariff: 12%)
- Top 10 potential products that are not covered by GSP+: “Semi-milled or wholly milled rice, whether or not polished or glazed” (not covered by GSP+, MFN tariff: 16.6%) and “Cane or beet sugar and chemically pure sucrose, in solid form ...” (not covered by GSP+, MFN tariff: 41.49%)
- Top 10 potential products that have potential for growth as indicated by CAGR values: none
- Top 10 potential products in which Pakistan is competitive in exporting to UK: “Men's or boys' trousers, bib and brace overalls, breeches and shorts, of cotton ...” (GSP+ tariff: 0%, MFN tariff: 12%), “Women's or girls' trousers, bib and brace overalls, breeches and shorts of cotton ...” (GSP+ tariff: 0%, MFN tariff: 12%), “Instruments and appliances used in medical, surgical or veterinary sciences, n.e.s.” (GSP+ tariff: 0%, MFN tariff: 0%), “Toilet linen and kitchen linen, of terry towelling or similar terry fabrics of cotton ...” (GSP+ tariff: 0%, MFN tariff: 12%), “Men's or boys' shirts of cotton, knitted or crocheted ...” (GSP+ tariff: 0%, MFN tariff: 12%), “T-shirts, singlets and other vests of cotton, knitted or crocheted” (GSP+ tariff: 0%, MFN tariff: 12%)

Necessity of Maintaining GSP+ Coverage on Exports of Pakistan to the UK

Pakistan's GSP+ status was implemented on January 1, 2014. Through this scheme, Pakistan was able to secure duty-free access into the EU (including the UK) for over 6,000 tariff lines.



Table 7: GSP+ coverage of Pakistan's exports to the UK by product group (WITS sector-wise classification)

After the implementation of GSP+, the growth rate of Pakistan's exports to the UK rose from 15% in 2013 to 16% in 2014, indicating that GSP+ benefited Pakistan. However, in 2015, growth became negative: Pakistan's exports to the UK declined by 5%.



Figure 13: Pakistan's merchandise exports to the UK (GSP+ and non-GSP+), 2008-2015

The growth rate of exports of products covered by GSP+ has decreased in 2015 as shown in the table below.

	Growth (%) in 2013	Growth (%) in 2014	Growth (%) in 2015
Exports covered by GSP+	+12%	+14%	-1%
Exports not covered by GSP+	+80%	+36%	-47%
Pakistan's Exports to the UK	+15%	+16%	-5%

Table 8: Growth of Pakistan's merchandise exports to the UK (GSP+ and non-GSP+), 2013-2015

This decrease is perhaps a result of Pakistan narrowing in on its potential to export to the UK due to duty-free access for these products as depicted in the figure below. While the exports in these products still appear to be far from the potential it should be remembered that trade potential is a theoretical number that cannot be achieved in the real-world. Also, note that high potential exports of Pakistan are already receiving duty free treatment under GSP+ (e.g. out of the 10 exports with the highest potential, only two products are not covered by GSP+). In such a situation it can be concluded that while maintaining the duty-free treatment of these products is imperative for Pakistan to maintain its \$1.5 billion GSP+ product exports, continuing this treatment may not result in any substantial increase.



Figure 14: Pakistan's merchandise exports to the UK (actual and potential), 2008-2015

To further increase its exports to the UK, Pakistan can tap into its exports that are not covered by GSP+. These products currently represent 4% of Pakistan's exports to the UK (\$68 million), but they account for 16% (\$1.6 billion) of Pakistan's potential for exports to the UK.

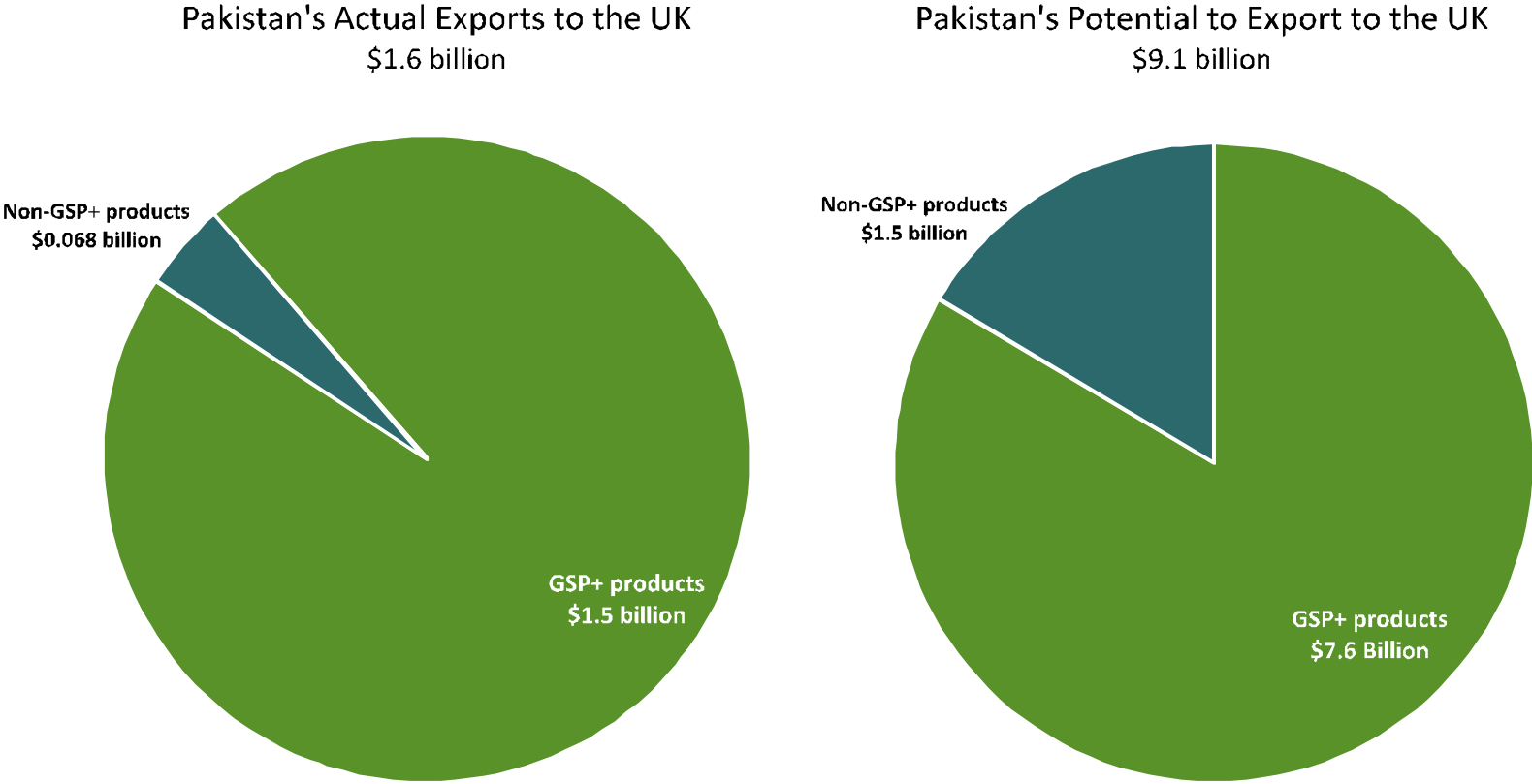


Figure 15: Pakistan's merchandise exports to the UK (actual and potential by GSP+ status), 2015

Products that were not covered by GSP+ in 2014 have shown a growth of 5.5% annually despite a decrease in the UK's global imports of 1.5% and a decrease in Pakistan's global exports of 0.1%. This shows that, firstly, these products are growing at a rate similar to that of products covered by GSP+ in spite of facing tariffs at the MFN rate. Secondly, the UK's global demand in these products is declining hence if tariffs on these products are reduced the resulting higher growth in non-GSP+ exports may be short-lived.



Figure 16: Pakistan's merchandise exports to the UK CAGR (overall, GSP+ and non-GSP+), 2008-2015

The theoretical question arises that whether it is possible to exchange products under GSP+ having no or low potential with products not covered by GSP+ having high potential. Of the products covered by GSP+, over 52% of the product codes have no trade potential and 80% of product codes have less than \$10 million potential. It is thus possible to reduce the number of products that receive preferential treatment without adversely affecting the actual or potential level of exports to the UK. There are 22 products that are not covered by GSP+ which have trade potential greater than \$10 million. These are listed in the table below. Note that 12 of these products already receive 0% MFN tariff. The remaining 10 products have a trade potential of \$731 million and

should ideally receive preferential treatment. However, since 9 out of 10 products are vegetable, food or animal products, it is unlikely that they will be granted duty-free market access into the UK.

Code	Product	Pakistan's exports to the UK	Export Potential	Tariff Applied on Pakistan
100630	Semi-milled or wholly milled rice, whether or not polished or glazed	48.50	203.25	16.57%
170199	Cane or beet sugar and chemically pure sucrose, in solid form (excluding cane and beet sugar ...	0.00	184.46	41.49%
020110	Carcases or half-carcases of bovine animals, fresh or chilled	0.01	122.63	59.12%
300490	Medicaments consisting of mixed or unmixed products for therapeutic or prophylactic purposes, ...	0.53	80.15	0.00%
110100	Wheat or meslin flour	0.00	50.51	28.31%
481159	Paper and paperboard, surface-coloured, surface-decorated or printed, coated, impregnated or ...	0.06	40.12	0.00%
170230	Glucose in solid form and glucose syrup, not containing added flavouring or colouring matter ...	0.19	36.57	44.15%
100640	Broken rice	0.03	35.42	14.67%
040120	Milk and cream of a fat content by weight of > 1% but <= 6%, not concentrated nor containing ...	0.00	33.70	36.21%
300439	Medicaments containing hormones or steroids used as hormones but not antibiotics, put up in ...	0.19	33.45	0.00%
080450	Fresh or dried guavas, mangoes and mangosteens	7.57	33.33	0.00%
020230	Frozen, boneless meat of bovine animals	0.00	26.31	73.49%
250100	Salts, incl. table salt and denatured salt, and pure sodium chloride, whether or not in aqueous ...	2.10	23.38	1.02%
050400	Guts, bladders and stomachs of animals (other than fish), whole and pieces thereof, fresh, ...	0.01	18.35	0.00%
300339	Medicaments containing hormones or steroids used as hormones, not containing antibiotics, not ...	0.00	17.94	0.00%
252620	Natural steatite and talc, crushed or powdered	0.00	16.65	0.00%
300420	Medicaments containing antibiotics, put up in measured doses "incl. those in the form of transdermal ...	0.00	15.38	0.00%
100620	Husked or brown rice	5.53	14.88	2.50%
252010	Gypsum; anhydrite	0.00	12.36	0.00%
100590	Maize (excluding seed for sowing)	0.00	11.26	0.00%
230120	Flours, meals and pellets of fish or crustaceans, molluscs or other aquatic invertebrates, ...	0.00	11.17	0.00%
300410	Medicaments containing penicillins or derivatives thereof with a penicillanic acid structure, ...	0.00	10.34	0.00%

Table 9: Pakistan's non-GSP+ merchandise exports to the UK with greater than \$10 million potential (HS 06), 2015

Impact of the Exchange Rate

Depreciation of the Pound post-Brexit

The Pound has weakened against the Dollar after the EU Referendum and it is not expected to recover in the near to medium term. It has been predicted that till the end of 2017, the Pound's value will remain between \$1.22 and \$1.30, and is expected to remain low in case of a hard Brexit. This will likely make UK's exports cheaper and imports more expensive.

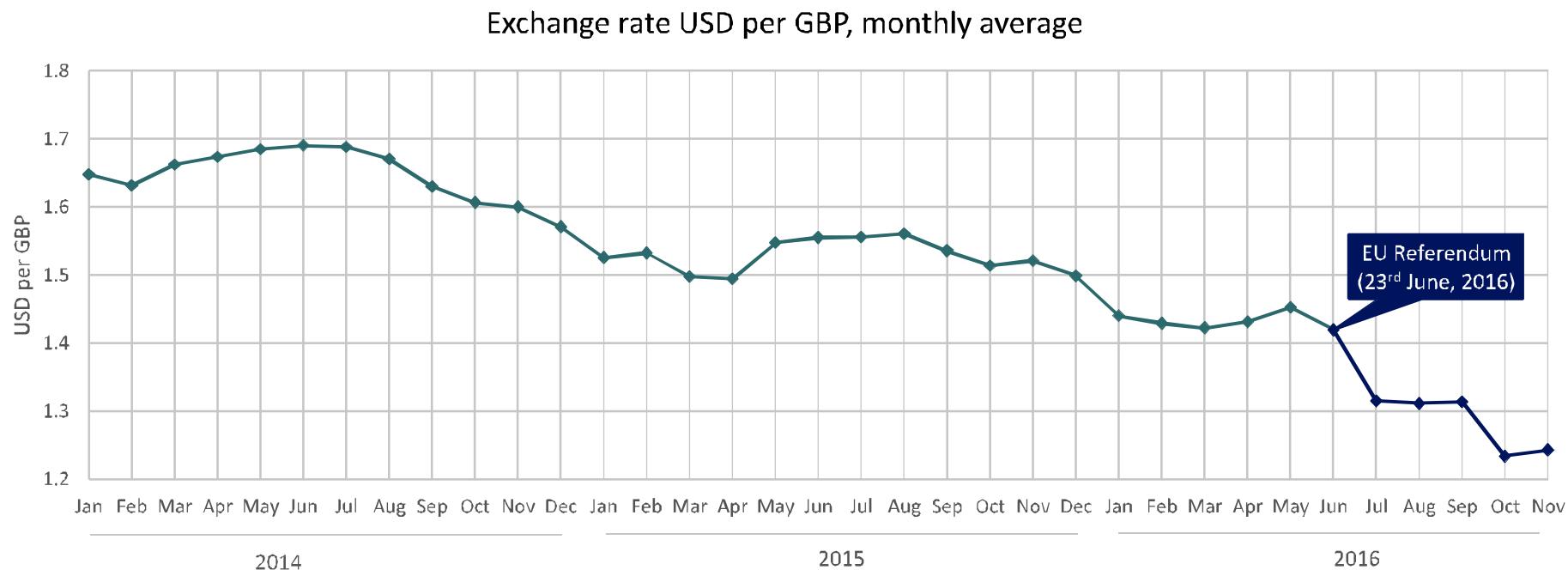


Figure 17: Exchange rate USD/GBP, monthly average, Jan-14 to Nov-16

The Rupee has strengthened against the Pound, making Pakistan's exports to the UK more expensive and its imports from the UK cheaper.

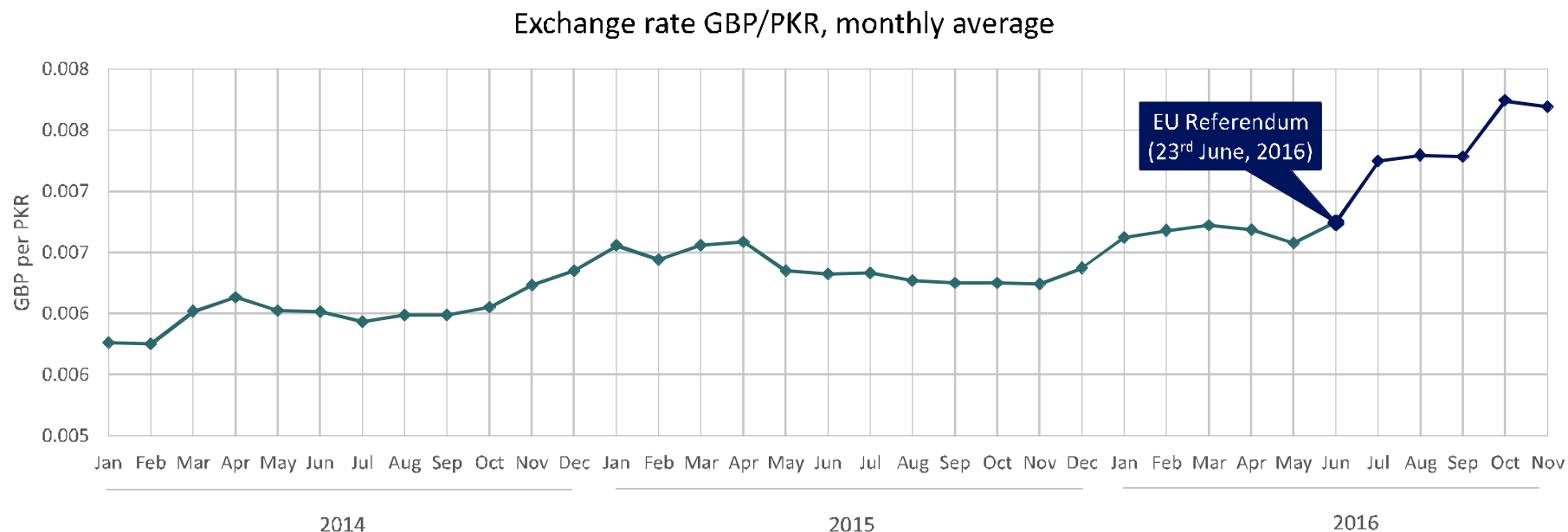


Figure 18: Exchange rate GBP/PKR, monthly average, Jan-14 to Nov-16

Trade Diversion between the UK and EU Post-Brexit

Re-exports of a country are its exports of foreign goods. That is, they consist of exports of products that have themselves been imported. UK, Italy and Cyprus are involved in significant intra-EU re-exportation. Once the UK exits the EU, it will become more difficult for the UK to re-export to EU members. Similarly, it will be difficult for Italy and Cyprus to re-export to the UK. Since Pakistan is an import supplying market of the UK, Italy and Cyprus, trade from Pakistan is expected to be diverted between the UK and the EU with changing re-exportation trends.

Outlook: Pakistan's Merchandise Imports from the UK

Import Potential

Pakistan currently imports goods worth \$611 million from the UK and it has the potential to increase its imports by \$18.7 billion¹ according to data for 2015. The following is a list of ten products with the highest potential for Pakistan to import from the UK. \$3.3 billion of this potential lies in the top 10 high potential imports alone. If UK pursues an FTA with Pakistan it is likely that the UK will press for tariff reduction across these products, shrinking Pakistan's bilateral trade surplus.

Code	Product	Pakistan's imports from the UK 2015	CAGR (2008-2015)			Import Potential 2015	Tariffs Applied by Pakistan on			
			Pakistan's imports from the UK	UK's exports to the world	Pakistan's imports from the world		UK	China	Malaysia	Sri Lanka
851712	Telephones for cellular networks "mobile telephones" or for other wireless networks	0.13	-13.93%	5.62%	5.52%	749.85	12.04%	5.00%	11.25%	0.00%
720449	Waste and scrap of iron or steel (excluding slag, scale and other waste of the ...	59.32	10.47%	-5.24%	9.05%	504.35	8.60%	7.80%	7.80%	0.40%
870322	Motor cars and other motor vehicles principally designed for the transport of persons, incl. ...	0.16	8.00%	3.83%	10.35%	293.00	60.00%	60.00%	60.00%	60.00%
390110	Polyethylene with a specific gravity of < 0,94, in primary forms	0.01	-45.11%	14.94%	5.57%	292.41	5.00%	5.00%	5.00%	5.00%
300490	Medicaments consisting of mixed or unmixed products for therapeutic or prophylactic purposes, ...	7.56	-9.21%	-0.28%	5.69%	276.10	13.64%	10.82%	11.46%	0.00%
390210	Polypropylene, in primary forms	0.00	-100.00%	-4.18%	2.93%	253.99	5.00%	5.00%	5.00%	0.00%
851762	Machines for the reception, conversion and transmission or regeneration of voice, images or ...	0.13	-2.02%	0.73%	3.51%	240.76	10.71%	6.43%	6.29%	5.00%
401120	New pneumatic tyres, of rubber, of a kind used for buses and lorries (excluding tyres with ...	0.06	-3.42%	-0.05%	12.69%	230.83	10.00%	7.50%	10.00%	10.00%
300220	Vaccines for human medicine	1.68	44.62%	16.91%	6.69%	224.56	6.67%	1.67%	1.67%	0.00%
880240	Aeroplanes and other powered aircraft of an of an unladen weight > 15000 kg (excluding helicopters ...	0.00	-	-	2.66%	213.08	5.00%	0.00%	5.00%	0.00%

Table 10: Pakistan's top 10 high potential merchandise imports from the UK (HS 06), 2015

Table Summary:

- Cumulative potential of the top 10 high potential products: \$3.3 billion
- Product with highest import potential: “Telephones for cellular networks "mobile telephones" or for other wireless networks” (MFN tariff: 12%)
- Top 10 potential products that are not imported by Pakistan from the UK: “Aeroplanes and other powered aircraft of an of an unladen weight > 15000 kg (excluding helicopters ...” (MFN tariff: 5%)
- Top 10 potential products that are among the top 10 global imports of Pakistan: “Telephones for cellular networks "mobile telephones" or for other wireless networks” (MFN tariff: 12%), “Waste and scrap of iron or steel (excluding slag, scale and other waste of the ...” (MFN tariff: 9%)
- Products in which the UK faces significantly higher tariff than at least one FTA partner of Pakistan: “Telephones for cellular networks mobile telephones or for other wireless networks” (MFN tariff: 12%), “Waste and scrap of iron or steel (excluding slag, scale and other waste of the production of ...” (MFN tariff: 9%), “Polypropylene, in primary forms” (MFN tariff: 5%), “Medicaments consisting of mixed or unmixed products for therapeutic or prophylactic purposes, ...” (MFN tariff: 14%), “Machines for the reception, conversion and transmission or regeneration of voice, images or ...” (MFN tariff: 11%), “Vaccines for human medicine” (MFN tariff: 7%), “Aeroplanes and other powered aircraft of an of an unladen weight > 15000 kg (excluding helicopters ...” (MFN tariff: 5%) – 7 products
- Products with potential for growth as indicated by CAGR values: “Telephones for cellular networks "mobile telephones" or for other wireless networks” (MFN tariff: 12%), “Polypropylene, in primary forms” (MFN tariff: 5%), and “Machines for the reception, conversion and transmission or regeneration of voice, images or ...” (MFN tariff: 11%) – 3 products

Possibility of Importing Used Vehicles from the UK

In 2015 Pakistan's global imports of "vehicles other than railway or tramway rolling stock, and parts and accessories thereof" were worth \$1.7 billion (4% of Pakistan's global imports). In fiscal year 2015, 97% of the total vehicles imported by Pakistan were used.

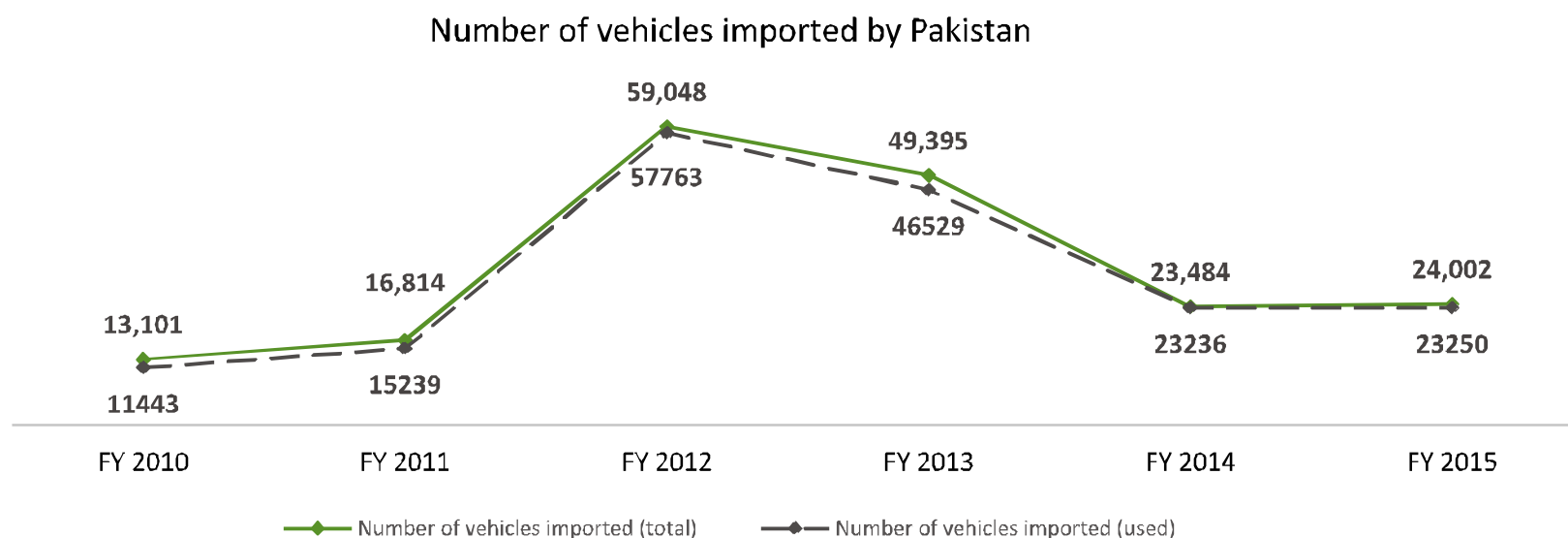


Figure 19: Number of vehicles imported by Pakistan (new and used), FY 2010-FY 2015

More than half of Pakistan's vehicle imports are sourced from Japan. In 2015, UK accounted for only 0.5% of Pakistan's vehicle imports even though the former's global imports of vehicles were high at \$1.7 billion. It has been proposed at various forums that Pakistan increases its imports of used motor cars from the UK. A problem could be the current import policy which allows importation of used cars up to 3 years old, jeeps up to 5 years old and other specialized vehicles up to 5 years (and in some cases up to 10 years).

Outlook: Pakistan's Trade in Services with the UK

Services Pakistan could potentially export to the UK: travel and transport

The highest global service imports of the UK are in the types other business services, travel and transport. Of these, the UK is a net importer of travel and transport. In FY 2015, Pakistan exported \$159 million of transport to the UK, which corresponds to a 30% share in Pakistan's service exports to the UK. However, it only exported \$20 million of travel to the UK, which corresponds to a 4% share in Pakistan's service exports to the UK.

Services Pakistan could potentially import from the UK: other business services and financial services

The highest global service exports of the UK are in the types other business services and financial services; these account for more than half of the UK's global service exports. Moreover, the UK is a net exporter of these services.

Other business services accounted for the largest share (31%) of exports of the UK to the world in 2015. Pakistan imported \$1.4 billion other business services from the world in FY 2015. The UK was Pakistan's second largest import partner in this sector, preceded by the USA. It accounted for 11% (\$159 million) of Pakistan's global other business services imports.

The UK's financial sector is the biggest contributor to its services sector. Moreover, financial services accounted for 23% of the UK's global service exports in 2015. In FY 2015, Pakistan imported \$228 million of financial services from the world. The UK is the third largest import partner of Pakistan in this sector, being preceded by Saudi Arabia and the USA. It accounts for 11% (\$24 million) of Pakistan's global financial services imports.

That these sectors are important to the UK economy and these services already are being traded by Pakistan from the UK, signals to the possibility of enhancing trade in services further by making it easier for the UK to export to Pakistan.

Appendix

Appendix

Discrepancies in Reported Data



Figure 20: Discrepancy in reported data of Pakistan's merchandise exports to the UK, 2010-2015

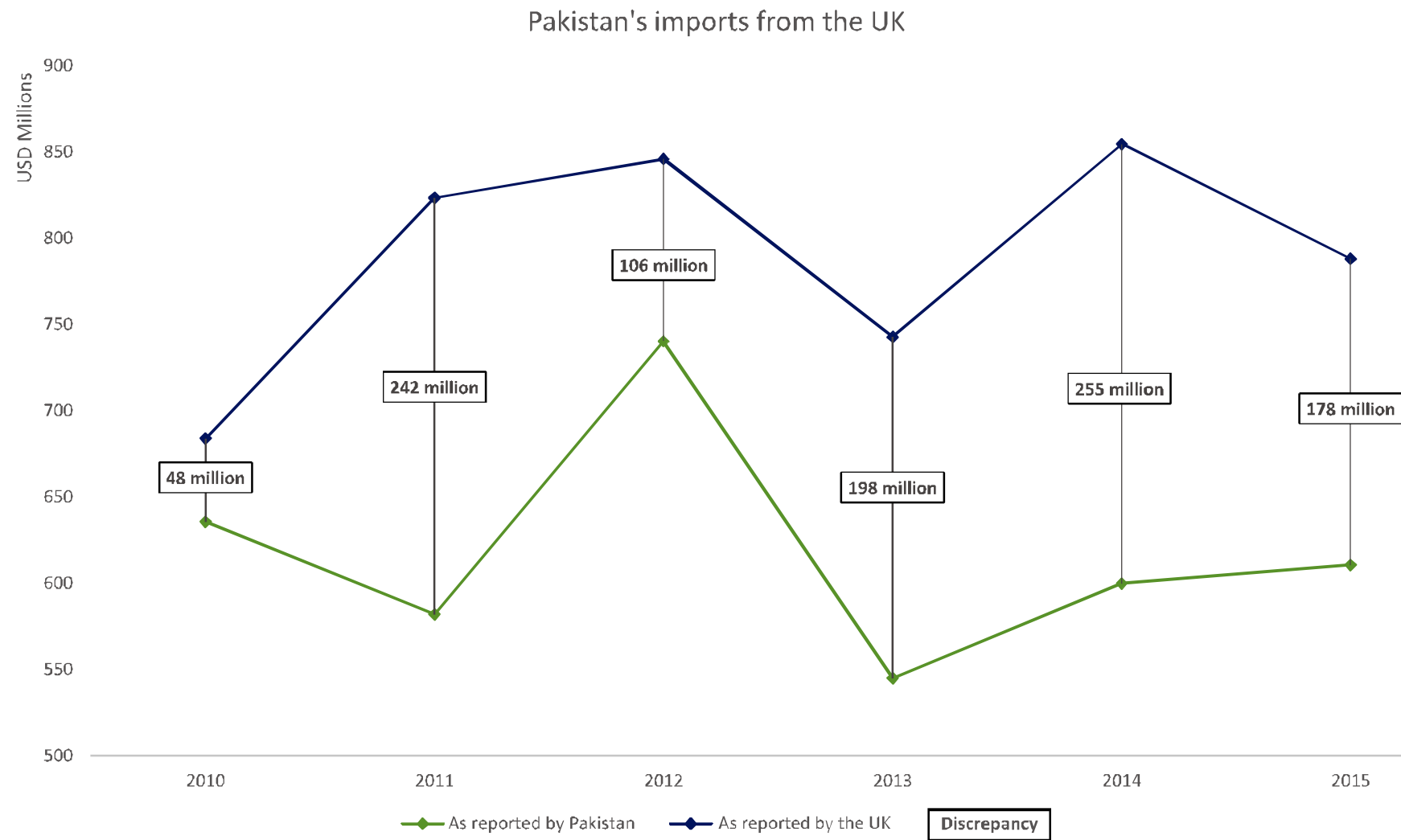


Figure 21: Discrepancy in reported data of Pakistan's merchandise imports from the UK, 2010-2015

Pakistan and the UK's Top 10 Global Merchandise Exports and Imports in 2015

Code	Pakistan's top 10 global exports	Pakistan's exports to the world	Pakistan's exports to the UK	Share of the UK in Pakistan's global exports
	All products	22,089.02	1,572.80	7.12%
100630	Semi-milled or wholly milled rice, whether or not polished or glazed	1,416.15	48.50	3.42%
520512	Single cotton yarn, of uncombed fibres, containing >= 85% cotton by weight and with a linear . . .	1,017.99	0.10	0.01%
630260	Toilet linen and kitchen linen, of terry towelling or similar terry fabrics of cotton (excluding . . .	820.80	83.33	10.15%
620342	Men's or boys' trousers, bib and brace overalls, breeches and shorts, of cotton (excluding . . .	762.16	111.88	14.68%
630231	Bedlinen of cotton (excluding printed, knitted or crocheted)	744.96	93.44	12.54%
630210	Bedlinen, knitted or crocheted	654.70	108.35	16.55%
630239	Bedlinen of textile materials (excluding of cotton and man-made fibres, printed, knitted or . . .	588.00	194.73	33.12%
620462	Women's or girls' trousers, bib and brace overalls, breeches and shorts of cotton (excluding . . .	528.52	63.14	11.95%
100640	Broken rice	490.36	0.03	0.01%
520942	Denim, containing >= 85% cotton by weight and weighing > 200 g/m ² , made of yarn of different . . .	447.17	0.13	0.03%

Table 11: Pakistan's top 10 global merchandise exports, 2015

Code	Pakistan's top 10 global imports	Pakistan's imports from the world	Pakistan's imports from the UK	Share of the UK in Pakistan's global imports
	All products	43,989.65	610.55	1.39%
271019	Medium oils and preparations, of petroleum or bituminous minerals, not containing biodiesel, . . .	3,715.14	0.23	0.01%
270900	Petroleum oils and oils obtained from bituminous minerals, crude	3,022.86	0.00	0.00%
271012	Light oils and preparations, of petroleum or bituminous minerals which >= 90% by volume "incl. . . .	2,182.84	0.02	0.00%
151190	Palm oil and its fractions, whether or not refined (excluding chemically modified and crude)	1,568.48	0.00	0.00%
851712	Telephones for cellular networks "mobile telephones" or for other wireless networks	749.99	0.13	0.02%
310530	Diammonium hydrogenorthophosphate "diammonium phosphate" (excluding that in tablets or similar . . .	619.44	0.00	0.00%
720449	Waste and scrap of iron or steel (excluding slag, scale and other waste of the production of . . .	563.67	59.32	10.52%
520100	Cotton, neither carded nor combed	543.75	0.04	0.01%
270119	Coal, whether or not pulverised, non-agglomerated (excluding anthracite and bituminous coal)	478.28	0.25	0.05%
890800	Vessels and other floating structures for breaking up	474.83	7.09	1.49%

Table 12: Pakistan's top 10 global merchandise imports, 2015

Code	Product	The UK's exports to the world	The UK's exports to Pakistan	Share of the Pakistan in the UK's global exports
	All products	466,295.68	788.20	0.2%
710813	Gold, incl. gold plated with platinum, in semi-manufactured forms, for non-monetary purposes	38,515.62	2.90	0.0%
300490	Medicaments consisting of mixed or unmixed products for therapeutic or prophylactic purposes, . . .	20,353.50	3.76	0.0%
270900	Petroleum oils and oils obtained from bituminous minerals, crude	16,192.67	0.00	0.0%
999999	Commodities not elsewhere specified	13,568.29	23.27	0.2%
880330	Parts of aeroplanes or helicopters, n.e.s. (excluding those for gliders)	13,511.10	16.46	0.1%
870323	Motor cars and other motor vehicles principally designed for the transport of persons, incl. . . .	13,280.85	5.10	0.0%
870324	Motor cars and other motor vehicles principally designed for the transport of persons, incl. . . .	9,533.38	1.31	0.0%
841112	Turbojets of a thrust > 25 kN	9,241.00	54.47	0.6%
841191	Parts of turbojets or turbopropellers, n.e.s.	7,559.26	0.29	0.0%
271012	Light oils and preparations, of petroleum or bituminous minerals which >= 90% by volume "incl. . . .	6,489.50	0.01	0.0%

Table 13: The UK's top 10 global merchandise exports, 2015

Code	Product	The UK's imports from the world	The UK's imports from Pakistan	Share of Pakistan in the UK's global imports
	All products	630,251.06	1,675.35	0.3%
870332	Motor cars and other motor vehicles principally designed for the transport of persons, incl. . . .	22,059.66	0.00	0.0%
710813	Gold, incl. gold plated with platinum, in semi-manufactured forms, for non-monetary purposes	18,604.41	0.00	0.0%
270900	Petroleum oils and oils obtained from bituminous minerals, crude	18,423.04	0.00	0.0%
300490	Medicaments consisting of mixed or unmixed products for therapeutic or prophylactic purposes, . . .	17,923.07	0.26	0.0%
271019	Medium oils and preparations, of petroleum or bituminous minerals, not containing biodiesel, . . .	15,467.99	0.00	0.0%
851712	Telephones for cellular networks "mobile telephones" or for other wireless networks	10,089.75	0.00	0.0%
999999	Commodities not elsewhere specified	9,078.33	7.67	0.1%
870322	Motor cars and other motor vehicles principally designed for the transport of persons, incl. . . .	9,001.47	0.00	0.0%
880240	Aeroplanes and other powered aircraft of an of an unladen weight > 15000 kg (excluding helicopters . . .	8,669.72	0.00	0.0%
841191	Parts of turbojets or turbopropellers, n.e.s.	7,563.99	0.00	0.0%

Table 14: The UK's top 10 global merchandise imports, 2015

Pakistan and the UK's Global Service Exports and Imports in 2015



Figure 22: Pakistan's global trade in services, FY 2015

UK's global trade in services, 2015
Exports: \$349 billion Imports: \$212 billion

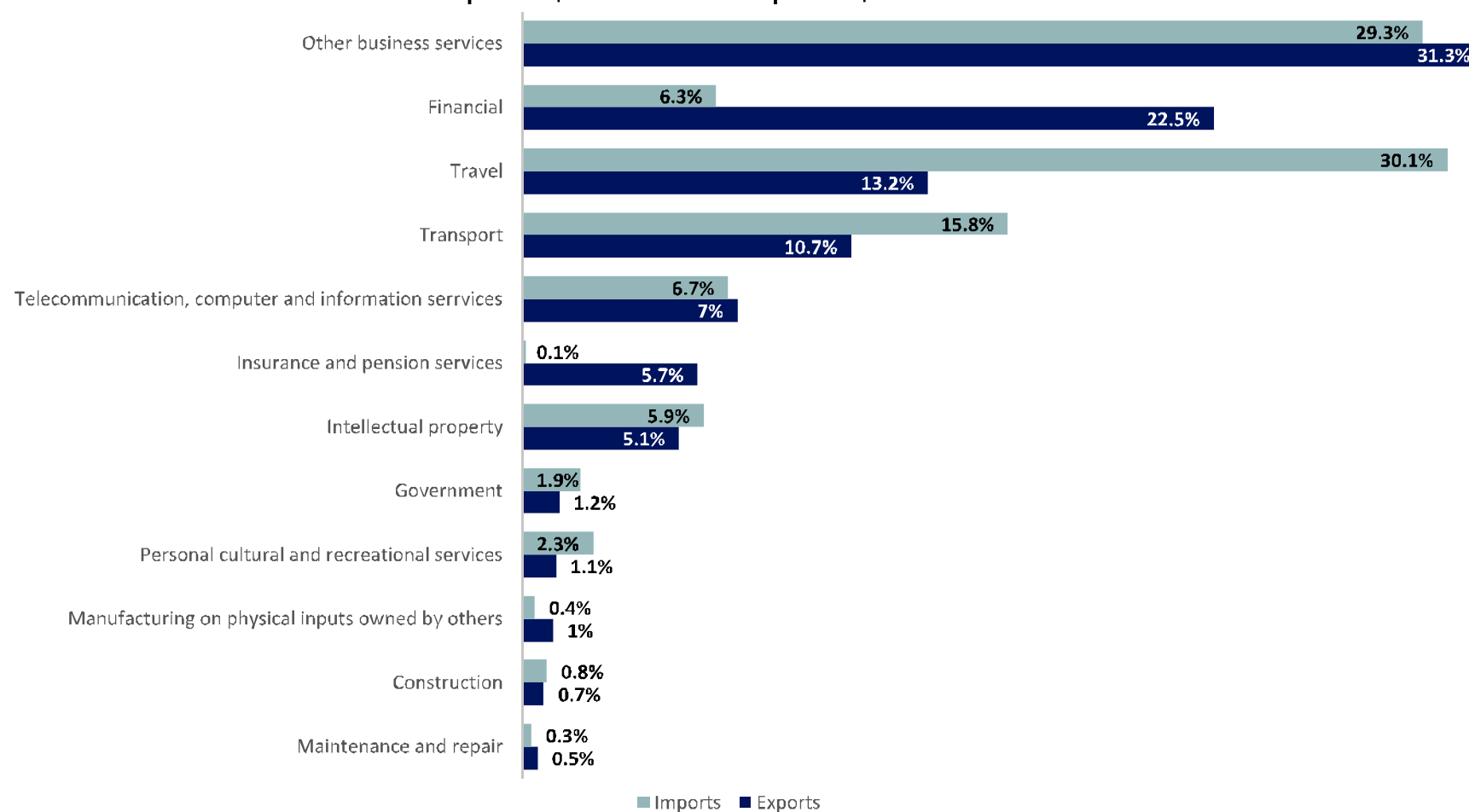


Figure 23: UK's global trade in services, 2015

Pakistan's Merchandise Exports to the UK with Greater than \$10 Million Potential

Code	Product	Pakistan's exports to the UK 2015	CAGR (2008-2016)			BRCA	Potential in 2015	Covered by GSP+?	Tariff Applied on Pakistan	Tariff Applied on MFN countries
			Pakistan's exports to the UK	UK's imports from the world	Pakistan's exports to the world					
620342	Men's or boys' trousers, bib and brace overalls, breeches and shorts, of cotton (excluding ...	111.88	5.88%	0.03%	2.82%	2.06	650.27	Y	0.00%	12.00%
620462	Women's or girls' trousers, bib and brace overalls, breeches and shorts of cotton (excluding ...	63.14	13.45%	-1.71%	10.14%	1.68	465.38	Y	0.00%	12.00%
901890	Instruments and appliances used in medical, surgical or veterinary sciences, n.e.s.	34.20	2.03%	-0.24%	3.18%	1.44	298.45	Y	0.00%	0.00%
220710	Undenatured ethyl alcohol, of actual alcoholic strength of >= 80%	0.00	-	12.54%	40.01%	0.00	231.50	Y	0.00%	20.36%
100630	Semi-milled or wholly milled rice, whether or not polished or glazed	48.50	-6.27%	-2.19%	-5.98%	0.48	203.25	N	16.57%	16.57%
630260	Toilet linen and kitchen linen, of terry towelling or similar terry fabrics of cotton (excluding ...	83.33	8.77%	0.20%	2.72%	1.43	198.37	Y	0.00%	12.00%
610510	Men's or boys' shirts of cotton, knitted or crocheted (excluding nightshirts, T-shirts, singlets ...	46.23	4.57%	3.52%	-4.77%	2.70	194.11	Y	0.00%	12.00%
420310	Articles of apparel, of leather or composition leather (excluding clothing accessories, footwear ...	22.52	-5.87%	-1.01%	-4.71%	0.99	193.48	Y	0.00%	4.00%
170199	Cane or beet sugar and chemically pure sucrose, in solid form (excluding cane and beet sugar ...	0.00	-	6.91%	12.32%	0.00	184.46	N	41.49%	41.49%
610910	T-shirts, singlets and other vests of cotton, knitted or crocheted	23.56	1.01%	-4.62%	-3.29%	1.62	180.20	Y	0.00%	12.00%
080520	Fresh or dried mandarins incl. tangerines and satsumas, clementines, wilkings and similar citrus ...	0.00	-100.00%	1.89%	17.10%	0.00	171.72	Y	0.00%	16.00%
630231	Bedlinen of cotton (excluding printed, knitted or crocheted)	93.44	3.95%	-0.24%	-0.38%	1.76	152.36	Y	0.00%	12.00%

Code	Product	Pakistan's exports to the UK 2015	CAGR (2008-2016)			BRCA	Potential in 2015	Covered by GSP+?	Tariff Applied on Pakistan	Tariff Applied on MFN countries
			Pakistan's exports to the UK	UK's imports from the world	Pakistan's exports to the world					
611595	Full-length or knee-length stockings, socks and other hosiery, incl. footwear without applied ...	16.43	86.34%	-0.17%	89.65%	1.39	149.78	Y	0.00%	12.00%
020110	Carcases or half-carcases of bovine animals, fresh or chilled	0.01	-	4.08%	23.72%	0.00	122.63	N	59.12%	59.12%
390760	Poly"ethylene terephthalate", in primary forms	0.00	-100.00%	-1.46%	-5.72%	0.00	117.10	Y	0.00%	6.50%
070190	Fresh or chilled potatoes (excluding seed)	0.00	-	-8.18%	25.30%	0.00	113.38	Y	0.00%	9.60%
620469	Women's or girls' trousers, bib and brace overalls, breeches and shorts of textile materials ...	7.55	8.12%	-2.82%	16.03%	1.14	85.55	Y	0.00%	12.00%
610990	T-shirts, singlets and other vests of textile materials, knitted or crocheted (excluding cotton)	9.37	20.29%	7.69%	16.57%	1.43	82.64	Y	0.00%	12.00%
300490	Medicaments consisting of mixed or unmixed products for therapeutic or prophylactic purposes, ...	0.53	16.62%	5.13%	9.79%	0.09	80.15	N	0.00%	0.00%
220720	Denatured ethyl alcohol and other spirits of any strength	0.00	-	34.23%	-11.52%	0.00	76.68	Y	0.00%	10.38%
730690	Tubes, pipes and hollow profiles "e.g., open seam, riveted or similarly closed", of iron or ...	0.43	-	9.62%	4.78%	0.08	76.67	Y	0.00%	0.00%
740400	Waste and scrap, of copper (excluding ingots or other similar unwrought shapes, of remelted ...	0.00	-100.00%	-1.11%	25.89%	0.00	72.46	Y	0.00%	0.00%
410712	Grain splits leather "incl. parchment-dressed leather", of the whole hides and skins of bovine ...	0.50	-	3.03%	32.27%	0.06	71.40	Y	0.00%	6.25%
611090	Jerseys, pullovers, cardigans, waistcoats and similar articles, of textile materials, knitted ...	32.00	43.62%	-4.52%	19.76%	3.46	69.60	Y	0.00%	12.00%
640399	Footwear with outer soles of rubber, plastics or composition leather, with uppers of leather ...	4.82	20.73%	-1.19%	-0.07%	0.91	69.44	Y	0.00%	7.67%
940490	Articles of bedding and similar furnishing, fitted with springs or stuffed or internally filled ...	12.87	29.51%	1.43%	8.82%	2.20	69.38	Y	0.00%	3.70%

Code	Product	Pakistan's exports to the UK 2015	CAGR (2008-2016)				Potential in 2015	Covered by GSP+?	Tariff Applied on Pakistan	Tariff Applied on MFN countries
			Pakistan's exports to the UK	UK's imports from the world	Pakistan's exports to the world	BRCA				
620463	Women's or girls' trousers, bib and brace overalls, breeches and shorts of synthetic fibres ...	8.59	61.14%	-3.85%	59.46%	1.61	66.40	Y	0.00%	12.00%
610342	Men's or boys' trousers, bib and brace overalls, breeches and shorts of cotton, knitted or ...	5.72	11.98%	4.45%	7.78%	1.14	64.72	Y	0.00%	12.00%
630710	Floorcloths, dishcloths, dusters and similar cleaning cloths, of all types of textile materials	29.04	3.29%	1.24%	3.88%	1.03	63.06	Y	0.00%	8.58%
410792	Grain splits leather "incl. parchment-dressed leather", of the portions, strips or sheets of ...	0.09	-	1.99%	16.61%	0.02	60.53	Y	0.00%	6.00%
151620	Vegetable fats and oils and their fractions, partly or wholly hydrogenated, inter-esterified, ...	0.00	-	4.53%	-12.01%	0.00	59.59	Y	0.00%	9.34%
420329	Gloves, mittens and mitts, of leather or composition leather (excluding special sports gloves)	12.99	4.84%	-2.93%	1.96%	0.91	58.09	Y	0.00%	8.00%
611610	Gloves, mittens and mitts, impregnated, coated or covered with plastics or rubber, knitted ...	5.48	5.92%	4.28%	12.46%	1.21	57.87	Y	0.00%	8.45%
030617	Frozen shrimps and prawns, even smoked, whether in shell or not, incl. shrimps and prawns in ...	0.00	-	-	-	0.00	55.34	Y	3.09%	14.00%
081340	Dried peaches, pears, papaws "papayas", tamarinds and other edible fruits (excluding nuts, ...	1.29	37.61%	9.63%	24.43%	0.27	55.20	Y	0.00%	3.28%
950662	Inflatable balls	11.91	7.84%	0.38%	0.64%	0.99	51.89	Y	0.00%	2.70%
110100	Wheat or meslin flour	0.00	-	-0.82%	79.70%	0.00	50.51	N	28.31%	28.31%
080410	Fresh or dried dates	5.41	31.14%	6.76%	9.66%	0.91	47.48	Y	0.00%	7.70%
610711	Men's or boys' underpants and briefs of cotton, knitted or crocheted	0.33	-15.21%	0.51%	16.00%	0.11	41.22	Y	0.00%	12.00%
611599	Full-length or knee-length stockings, socks and other hosiery, incl. footwear without applied ...	3.89	20.63%	-1.31%	7.17%	0.93	40.77	Y	0.00%	12.00%

Code	Product	Pakistan's exports to the UK 2015	CAGR (2008-2016)			BRCA	Potential in 2015	Covered by GSP+?	Tariff Applied on Pakistan	Tariff Applied on MFN countries
			Pakistan's exports to the UK	UK's imports from the world	Pakistan's exports to the world					
611596	Full-length or knee-length stockings, socks and other hosiery, incl. footwear without applied ...	0.32	34.84%	3.73%	54.57%	0.11	40.32	Y	0.00%	12.00%
481159	Paper and paperboard, surface-coloured, surface-decorated or printed, coated, impregnated or ...	0.06	-	2.54%	195.02%	0.02	40.12	N	0.00%	0.00%
070310	Fresh or chilled onions and shallots	0.00	-100.00%	-0.33%	26.33%	0.00	38.98	Y	0.00%	9.60%
070999	Fresh or chilled vegetables n.e.s.	2.64	-	-	-	0.91	38.23	Y	0.00%	10.66%
610469	Women's or girls' trousers, bib and brace overalls, breeches and shorts of textile materials, ...	3.61	10.13%	18.59%	12.29%	1.22	37.80	Y	0.00%	12.00%
170230	Glucose in solid form and glucose syrup, not containing added flavouring or colouring matter ...	0.19	-	-3.74%	18.14%	0.07	36.57	N	44.15%	44.15%
620339	Men's or boys' jackets and blazers of textile materials (excluding of wool, fine animal hair, ...	8.24	14.32%	1.48%	5.62%	2.61	36.05	Y	0.00%	12.00%
100640	Broken rice	0.03	-42.91%	-10.06%	19.90%	0.00	35.42	N	14.67%	14.67%
620349	Men's or boys' trousers, bib and brace overalls, breeches and shorts of textile materials (excluding ...	17.55	3.76%	-6.42%	1.67%	3.10	35.34	Y	0.00%	12.00%
950699	Articles and equipment for sport and outdoor games n.e.s; swimming and paddling pools	9.64	6.35%	-0.49%	2.05%	3.02	35.17	Y	0.00%	1.35%
611120	Babies' garments and clothing accessories of cotton, knitted or crocheted (excluding hats)	2.19	-2.16%	0.10%	11.57%	0.82	35.13	Y	0.00%	10.45%
091091	Mixtures of different types of spices	5.84	21.94%	13.35%	22.37%	1.80	34.15	Y	0.00%	4.17%
630399	Curtains, incl. drapes, and interior blinds, curtain or bed valances of textile materials (excluding ...	8.63	-6.08%	-4.63%	0.76%	2.72	33.91	Y	0.00%	11.15%
040120	Milk and cream of a fat content by weight of > 1% but <= 6%, not concentrated nor containing ...	0.00	-	7.01%	13.50%	0.00	33.70	N	36.21%	36.21%
630790	Made-up articles of textile materials, incl. dress patterns, n.e.s.	4.84	8.79%	4.92%	5.03%	1.77	33.66	Y	0.00%	7.25%

Code	Product	Pakistan's exports to the UK 2015	CAGR (2008-2016)				Potential in 2015	Covered by GSP+?	Tariff Applied on Pakistan	Tariff Applied on MFN countries
			Pakistan's exports to the UK	UK's imports from the world	Pakistan's exports to the world	BRCA				
300439	Medicaments containing hormones or steroids used as hormones but not antibiotics, put up in ...	0.19	46.31%	-5.07%	9.34%	0.08	33.45	N	0.00%	0.00%
080450	Fresh or dried guavas, mangoes and mangosteens	7.57	-0.30%	6.12%	5.43%	2.60	33.33	N	0.00%	0.00%
611020	Jerseys, pullovers, cardigans, waistcoats and similar articles, of cotton, knitted or crocheted ...	1.51	-9.54%	-3.64%	1.18%	0.66	30.91	Y	0.00%	12.00%
170490	Sugar confectionery not containing cocoa, incl. white chocolate (excluding chewing gum)	1.57	6.84%	2.47%	6.75%	0.70	30.23	Y	9.45%	18.46%
392490	Household articles and toilet articles, of plastics (excluding tableware, kitchenware, baths, ...)	0.09	-9.16%	3.13%	16.99%	0.04	28.77	Y	0.00%	6.50%
610462	Women's or girls' trousers, bib and brace overalls, breeches and shorts of cotton, knitted ...	2.29	-1.68%	5.21%	-3.04%	1.05	28.33	Y	0.00%	12.00%
630140	Blankets and travelling rugs of synthetic fibres (excluding electric, table covers, bedspreads ...)	0.11	47.33%	3.29%	59.60%	0.05	28.27	Y	0.00%	12.00%
841451	Table, floor, wall, window, ceiling or roof fans, with a self-contained electric motor of an ...	0.00	-	8.42%	0.30%	0.00	28.17	Y	0.00%	1.60%
520852	Plain woven fabrics of cotton, containing >= 85% cotton by weight and weighing > 100 g to 200 ...	0.17	16.56%	3.00%	-3.47%	0.08	27.71	Y	0.00%	8.00%
551219	Woven fabrics containing >= 85% polyester staple fibres by weight, dyed, made of yarn of different ...	0.56	15.84%	2.92%	7.03%	0.29	26.90	Y	0.00%	8.00%
020230	Frozen, boneless meat of bovine animals	0.00	-	-4.89%	65.08%	0.00	26.31	N	73.49%	73.49%
851712	Telephones for cellular networks "mobile telephones" or for other wireless networks	0.00	-100.00%	6.34%	-7.72%	0.00	25.92	Y	0.00%	0.00%
730890	Structures and parts of structures, of iron or steel, n.e.s. (excluding bridges and bridge-sections, ...)	0.10	76.92%	-0.80%	0.78%	0.05	25.44	Y	0.00%	0.00%
390319	Polystyrene, in primary forms (excluding expansible)	0.00	-	-1.16%	19.22%	0.00	25.02	Y	0.00%	6.50%

Code	Product	Pakistan's exports to the UK 2015	CAGR (2008-2016)			BRCA	Potential in 2015	Covered by GSP+?	Tariff Applied on Pakistan	Tariff Applied on MFN countries
			Pakistan's exports to the UK	UK's imports from the world	Pakistan's exports to the world					
611510	Graduated compression hosiery [e.g., stockings for varicose veins], of textile materials, knitted ...	3.93	8.11%	-3.88%	-9.91%	1.74	24.64	Y	0.00%	10.00%
761510	Table, kitchen or other household articles and parts thereof, and pot scourers and scouring ...	2.47	-	-	-	1.34	23.50	Y	0.00%	6.00%
250100	Salts, incl. table salt and denatured salt, and pure sodium chloride, whether or not in aqueous ...	2.10	57.33%	8.86%	23.09%	1.16	23.38	N	1.02%	1.02%
610690	Women's or girls' blouses, shirts and shirt-blouses of textile materials, knitted or crocheted ...	5.34	12.64%	-0.23%	6.91%	1.84	23.13	Y	0.00%	12.00%
620343	Men's or boys' trousers, bib and brace overalls, breeches and shorts of synthetic fibres (excluding ...	7.25	27.88%	0.30%	6.52%	3.38	22.92	Y	0.00%	12.00%
630391	Curtains, incl. drapes, and interior blinds, curtain or bed valances of cotton (excluding knitted ...	22.74	10.22%	-4.18%	4.33%	4.54	22.87	Y	0.00%	12.00%
630419	Bedspreads of all types of textile materials (excluding knitted or crocheted, bedlinen, quilts ...	1.17	4.68%	-3.07%	1.64%	0.70	22.34	Y	0.00%	12.00%
610343	Men's or boys' trousers, bib and brace overalls, breeches and shorts of synthetic fibres, knitted ...	2.46	19.55%	10.61%	15.76%	1.41	21.99	Y	0.00%	12.00%
120740	Sesamum seeds, whether or not broken	0.23	27.27%	1.05%	3.93%	0.08	20.97	Y	0.00%	0.00%
080390	Fresh or dried bananas (excluding plantains)	0.00	-	-	-	0.00	20.63	Y	7.88%	16.78%
850710	Lead-acid accumulators of a kind used for starting piston engine "starter batteries" (excluding ...	0.00	-	4.10%	9.88%	0.00	20.26	Y	0.00%	2.47%
630629	Tents of textile materials (excluding of synthetic fibres, and umbrella and play tents)	0.65	14.14%	1.05%	6.92%	0.15	20.19	Y	0.00%	12.00%
560819	Knotted netting of twine, cordage, ropes or cables, by the piece or metre; made-up nets, of ...	0.00	-100.00%	-6.07%	161.44%	0.00	20.06	Y	0.00%	8.00%
210690	Food preparations, n.e.s.	1.30	2.78%	4.70%	9.01%	0.88	19.51	Y	2.38%	7.68%

Code	Product	Pakistan's exports to the UK 2015	CAGR (2008-2016)			BRCA	Potential in 2015	Covered by GSP+?	Tariff Applied on Pakistan	Tariff Applied on MFN countries
			Pakistan's exports to the UK	UK's imports from the world	Pakistan's exports to the world					
391590	Waste, parings and scrap of plastics (excluding that of polymers of ethylene, styrene and vinyl ...	0.02	33.35%	-6.16%	6.03%	0.01	18.71	Y	0.00%	6.50%
050400	Guts, bladders and stomachs of animals (other than fish), whole and pieces thereof, fresh, ...	0.01	-	-0.65%	-1.53%	0.01	18.35	N	0.00%	0.00%
570110	Carpets and other textile floor coverings, of wool or fine animal hair, knotted, whether or ...	3.46	-9.03%	-5.40%	-7.48%	0.49	18.04	Y	0.00%	6.36%
300339	Medicaments containing hormones or steroids used as hormones, not containing antibiotics, not ...	0.00	-	22.48%	30.05%	0.00	17.94	N	0.00%	0.00%
190531	Sweet biscuits	0.35	13.73%	1.50%	5.95%	0.28	17.16	Y	NA	NA
611530	Women's full-length or knee-length hosiery, knitted or crocheted, measuring per single yarn ...	3.96	-4.38%	-3.61%	-16.78%	1.80	16.72	Y	0.00%	12.00%
252620	Natural steatite and talc, crushed or powdered	0.00	-	2.35%	50.34%	0.00	16.65	N	0.00%	0.00%
901849	Instruments and appliances used in dental sciences, n.e.s.	0.71	8.84%	-1.97%	7.16%	0.57	16.58	Y	0.00%	0.00%
390410	Poly"vinyl chloride", in primary forms, not mixed with any other substances	0.00	-	2.61%	39.54%	0.00	16.39	Y	0.00%	6.50%
420222	Handbags, whether or not with shoulder straps, incl. those without handles, with outer surface ...	1.44	47.01%	1.34%	41.22%	1.14	16.34	Y	0.00%	5.70%
821420	Manicure or pedicure sets and instruments, incl. nail files, of base metal (excluding ordinary ...	3.17	19.22%	-1.26%	11.22%	0.92	15.63	Y	0.00%	2.70%
630251	Table linen of cotton (excluding knitted or crocheted)	1.27	-0.35%	-5.22%	-5.28%	1.07	15.48	Y	0.00%	12.00%
300420	Medicaments containing antibiotics, put up in measured doses "incl. those in the form of transdermal ...	0.00	-100.00%	-1.70%	7.95%	0.00	15.38	N	0.00%	0.00%
100620	Husked or brown rice	5.53	21.09%	-1.50%	17.15%	3.80	14.88	N	2.50%	2.50%
610610	Women's or girls' blouses, shirts and shirt-blouses of cotton, knitted or crocheted (excluding ...	4.16	-8.07%	-6.41%	-16.13%	3.08	14.82	Y	0.00%	12.00%

Code	Product	Pakistan's exports to the UK 2015	CAGR (2008-2016)			BRCA	Potential in 2015	Covered by GSP+?	Tariff Applied on Pakistan	Tariff Applied on MFN countries
			Pakistan's exports to the UK	UK's imports from the world	Pakistan's exports to the world					
610332	Men's or boys' jackets and blazers of cotton, knitted or crocheted (excluding wind-jackets ...	10.29	9.14%	-0.87%	2.00%	2.68	14.63	Y	0.00%	12.00%
630612	Tarpaulins, awnings and sunblinds of synthetic fibres (excluding flat covers of light fabrics ...	0.24	30.23%	1.41%	7.76%	0.23	14.59	Y	0.00%	12.00%
611490	Special garments for professional, sporting or other purposes, n.e.s., of textile materials, ...	1.00	2.03%	3.15%	13.11%	0.78	14.54	Y	0.00%	12.00%
320810	Paints and varnishes, incl. enamels and lacquers, based on polyesters, dispersed or dissolved ...	0.00	-	-3.80%	7.51%	0.00	14.48	Y	0.00%	6.50%
170410	Chewing gum, whether or not sugar-coated	0.21	7.85%	-7.58%	8.41%	0.06	14.46	Y	12.39%	14.24%
847330	Parts and accessories of automatic data-processing machines or for other machines of heading ...	0.01	-10.37%	-10.07%	19.30%	0.00	14.44	Y	0.00%	0.00%
870190	Tractors (excluding those of heading 8709, pedestrian-controlled tractors, road tractors for ...	0.01	-35.99%	-5.26%	-4.58%	0.01	14.44	Y	0.00%	0.88%
611710	Shawls, scarves, mufflers, mantillas, veils and the like, knitted or crocheted	0.14	6.85%	-3.15%	-0.29%	0.14	13.98	Y	0.00%	12.00%
610190	Overcoats, car coats, capes, cloaks, anoraks, incl. ski jackets, windcheaters, wind-jackets ...	0.70	10.62%	6.28%	15.37%	0.68	13.89	Y	0.00%	12.00%
621600	Gloves, mittens and mitts, of all types of textile materials (excluding knitted or crocheted ...	0.63	-7.87%	1.70%	-2.84%	0.61	13.86	Y	0.00%	7.60%
630130	Blankets and travelling rugs of cotton (excluding electric, table covers, bedspreads and articles ...	0.10	-8.89%	3.92%	-0.06%	0.11	13.74	Y	0.00%	9.00%
190590	Bread, pastry, cakes, biscuits and other bakers' wares, whether or not containing cocoa; communion ...	1.56	14.20%	1.25%	16.64%	1.44	13.65	Y	8.70%	18.29%
230990	Preparations of a kind used in animal feeding (excluding dog or cat food put up for retail ...	0.00	-	10.55%	41.96%	0.00	13.53	Y	21.67%	24.01%

Code	Product	Pakistan's exports to the UK 2015	CAGR (2008-2016)				Potential in 2015	Covered by GSP+?	Tariff Applied on Pakistan	Tariff Applied on MFN countries
			Pakistan's exports to the UK	UK's imports from the world	Pakistan's exports to the world	BRCA				
121190	Plants, parts of plants, incl. seeds and fruits, used primarily in perfumery, in pharmacy or ...	0.07	8.07%	1.57%	7.25%	0.07	13.26	Y	0.00%	0.50%
621132	Men's or boys' tracksuits and other garments, n.e.s. of cotton (excluding knitted or crocheted)	1.38	5.12%	-0.78%	4.58%	1.33	13.20	Y	0.00%	12.00%
620332	Men's or boys' jackets and blazers of cotton (excluding knitted or crocheted, and wind-jackets ...	2.86	14.76%	-0.86%	-2.76%	2.51	13.15	Y	0.00%	12.00%
610520	Men's or boys' shirts of man-made fibres, knitted or crocheted (excluding nightshirts, T-shirts, ...	3.53	9.09%	1.70%	0.15%	2.99	13.06	Y	0.00%	12.00%
950669	Balls (excluding inflatable, tennis balls, golf balls, and table-tennis balls)	1.86	1.11%	6.99%	-4.96%	1.76	12.97	Y	0.00%	1.35%
630190	Blankets and travelling rugs of textile materials (excluding of wool or fine animal hair, cotton ...	0.04	-26.78%	5.24%	1.91%	0.04	12.76	Y	0.00%	12.00%
611190	Babies' garments and clothing accessories of textile materials, knitted or crocheted (excluding ...	2.52	17.96%	5.42%	17.40%	1.91	12.66	Y	0.00%	11.38%
252010	Gypsum; anhydrite	0.00	-	-0.35%	91.62%	0.00	12.36	N	0.00%	0.00%
520839	Woven fabrics of cotton, containing >= 85% cotton by weight and weighing <= 200 g/m², dyed ...	0.50	-19.13%	1.81%	-9.45%	0.19	12.35	Y	0.00%	8.00%
610821	Women's or girls' briefs and panties of cotton, knitted or crocheted	0.31	24.45%	-4.13%	-4.75%	0.34	12.32	Y	0.00%	12.00%
130232	Mucilages and thickeners, derived from locust beans, locust bean seeds or guar seeds, whether ...	1.22	4.04%	1.13%	0.40%	0.43	12.19	Y	0.00%	0.00%
340119	Soap and organic surface-active products and preparations, in the form of bars, cakes, moulded ...	0.00	-	0.07%	20.00%	0.00	11.89	Y	0.00%	0.00%
392062	Plates, sheets, film, foil and strip, of non-cellular poly"ethylene terephthalate", not reinforced, ...	2.41	-	2.13%	-	2.39	11.75	Y	0.00%	6.04%
620333	Men's or boys' jackets and blazers of synthetic fibres (excluding knitted or crocheted, and ...	2.41	19.60%	4.63%	6.27%	2.40	11.70	Y	0.00%	12.00%

Code	Product	Pakistan's exports to the UK 2015	CAGR (2008-2016)			BRCA	Potential in 2015	Covered by GSP+?	Tariff Applied on Pakistan	Tariff Applied on MFN countries
			Pakistan's exports to the UK	UK's imports from the world	Pakistan's exports to the world					
081090	Fresh tamarinds, cashew apples, jackfruit, lychees, sapodillo plums, passion fruit, carambola, ...	0.48	8.34%	-0.82%	23.56%	0.57	11.34	Y	0.00%	5.87%
630533	Sacks and bags, for the packing of goods, of polyethylene or polypropylene strip or the like ...	0.17	59.91%	-3.15%	13.09%	0.21	11.31	Y	0.00%	9.60%
100590	Maize (excluding seed for sowing)	0.00	-	3.17%	-6.46%	0.00	11.26	N	0.00%	0.00%
630900	Worn clothing and clothing accessories, blankets and travelling rugs, household linen and articles ...	0.18	-	-5.16%	39.50%	0.22	11.21	Y	0.00%	5.30%
230120	Flours, meals and pellets of fish or crustaceans, molluscs or other aquatic invertebrates, ...	0.00	-	3.16%	19.13%	0.00	11.17	N	0.00%	0.00%
681599	Articles of stone or other mineral substances, n.e.s. (excluding containing magnesite, dolomite ...	0.34	11.83%	-7.88%	-4.45%	0.42	10.80	Y	0.00%	0.00%
640590	Footwear with outer soles of rubber or plastics, with uppers other than rubber, plastics, leather ...	0.42	-7.53%	0.09%	9.05%	0.53	10.78	Y	0.00%	10.50%
200919	Orange juice, unfermented, whether or not containing added sugar or other sweetening matter ...	0.71	7.10%	-8.25%	23.38%	0.87	10.73	Y	11.51%	34.72%
091099	Spices (excluding pepper of the genus Piper, fruit of the genus Capsicum or of the genus Pimenta, ...	1.65	0.16%	0.32%	3.76%	1.88	10.69	Y	0.00%	5.00%
520859	Woven fabrics of cotton, containing >= 85% cotton by weight and weighing <= 200 g/m², printed ...	0.04	-36.51%	8.01%	-22.90%	0.05	10.63	Y	0.00%	8.00%
040719	Fertilised birds' eggs for incubation (excluding of domestic fowls)	0.00	-	-	-	0.00	10.57	Y	9.62%	34.03%
841199	Parts of gas turbines, n.e.s.	0.00	-	-6.32%	-1.29%	0.00	10.40	Y	0.00%	3.28%
300410	Medicaments containing penicillins or derivatives thereof with a penicillanic acid structure, ...	0.00	-100.00%	-5.88%	18.75%	0.00	10.34	N	0.00%	0.00%
520851	Plain woven fabrics of cotton, containing >= 85% cotton by weight and weighing <= 100 g/m², ...	0.41	41.16%	2.59%	-2.66%	0.23	10.28	Y	0.00%	8.00%

Table 15: Pakistan's merchandise exports to the UK with greater than \$10 million trade potential (IIS 06), 2015

Pakistan's Merchandise Imports from the UK with Greater than \$10 Million Potential

Code	Product	Pakistan's imports from the UK 2015	CAGR (2008-2015)			Pakistan's import potential 2015	Tariffs Applied by Pakistan on			
			Pakistan's imports from the UK	UK's exports to the world	Pakistan's imports from the world		UK	China	Malaysia	Sri Lanka
851712	Telephones for cellular networks "mobile telephones" or for other wireless networks	0.13	-13.93%	5.62%	5.52%	749.85	12.04%	5.00%	11.25%	0.00%
720449	Waste and scrap of iron or steel (excluding slag, scale and other waste of the production of ...	59.32	10.47%	-5.24%	9.05%	504.35	8.60%	7.80%	7.80%	0.40%
870322	Motor cars and other motor vehicles principally designed for the transport of persons, incl. ...	0.16	8.00%	3.83%	10.35%	293.00	60.00%	60.00%	60.00%	60.00%
390110	Polyethylene with a specific gravity of < 0.94, in primary forms	0.01	-45.11%	14.94%	5.57%	292.41	5.00%	5.00%	5.00%	5.00%
300490	Medicaments consisting of mixed or unmixed products for therapeutic or prophylactic purposes, ...	7.56	-9.21%	-0.28%	5.69%	276.10	13.64%	10.82%	11.46%	0.00%
390210	Polypropylene, in primary forms	0.00	-100.00%	-4.18%	2.93%	253.99	5.00%	5.00%	5.00%	0.00%
851762	Machines for the reception, conversion and transmission or regeneration of voice, images or ...	0.13	-2.02%	0.73%	3.51%	240.76	10.71%	6.43%	6.29%	5.00%
401120	New pneumatic tyres, of rubber, of a kind used for buses and lorries (excluding typres with ...	0.06	-3.42%	-0.05%	12.69%	230.83	10.00%	7.50%	10.00%	10.00%
300220	Vaccines for human medicine	1.68	44.62%	16.91%	6.69%	224.56	6.67%	1.67%	1.67%	0.00%
880240	Aeroplanes and other powered aircraft of an of an unladen weight > 15000 kg (excluding helicopters ...	0.00	-	-	2.66%	213.08	5.00%	0.00%	5.00%	0.00%
382490	Chemical products and preparations of the chemical or allied industries, incl. those consisting ...	14.77	-0.34%	-0.16%	9.64%	197.20	7.94%	3.45%	4.12%	0.00%
870323	Motor cars and other motor vehicles principally designed for the transport of persons, incl. ...	1.21	-11.93%	2.69%	6.57%	187.10	91.67%	91.67%	91.67%	91.67%
630900	Worn clothing and clothing accessories, blankets and travelling rugs, household linen and articles ...	26.45	6.00%	2.18%	10.90%	182.85	5.00%	4.00%	0.00%	0.00%

Code	Product	Pakistan's imports from the UK 2015	CAGR (2008-2015)			Pakistan's import potential 2015	Tariffs Applied by Pakistan on			
			Pakistan's imports from the UK	UK's exports to the world	Pakistan's imports from the world		UK	China	Malaysia	Sri Lanka
721049	Flat-rolled products of iron or non-alloy steel, of a width of >= 600 mm, hot-rolled or cold-rolled ...	0.61	-8.93%	9.75%	1.81%	167.24	15.00%	10.50%	10.00%	0.00%
854140	Photosensitive semiconductor devices, incl. photovoltaic cells whether or not assembled in ...	0.76	57.54%	-20.98%	89.16%	160.23	5.00%	0.00%	0.00%	0.00%
841989	Machinery, plant or laboratory equipment, whether or not electrically heated, for the treatment ...	0.60	-2.06%	-0.48%	7.63%	144.72	20.00%	16.00%	13.00%	0.00%
040210	Milk and cream in solid forms, of a fat content by weight of <= 1,5%	2.66	37.85%	12.97%	27.34%	128.06	20.00%	20.00%	0.00%	0.00%
390230	Propylene copolymers, in primary forms	0.16	12.18%	2.94%	13.55%	117.76	5.00%	5.00%	5.00%	0.00%
961900	Sanitary towels (pads) and tampons, napkins and napkin liners for babies, and similar articles, ...	0.09	-	-	-	112.96	18.57%	17.86%	18.57%	0.00%
841480	Air pumps, air or other gas compressors and ventilating or recycling hoods incorporating a ...	1.34	-27.10%	-1.79%	-5.69%	109.72	15.00%	12.50%	10.00%	0.00%
390720	Polyethers, in primary forms (excluding polyacetals and goods of 3002 10)	0.03	-11.94%	23.95%	10.29%	105.87	5.00%	0.00%	0.00%	0.00%
847130	Data-processing machines, automatic, portable, weighing <= 10 kg, consisting of at least a ...	7.22	-4.85%	3.31%	0.55%	104.03	2.00%	0.00%	0.00%	0.00%
481092	Multi-ply paper and paperboard, coated on one or both sides with kaolin or other inorganic ...	0.17	-25.55%	-5.03%	10.75%	101.57	20.00%	20.00%	20.00%	0.00%
720839	Flat-rolled products of iron or non-alloy steel, of a width of >= 600 mm, in coils, simply ...	0.00	-	7.82%	143.69%	101.42	15.00%	10.50%	10.00%	0.00%
901890	Instruments and appliances used in medical, surgical or veterinary sciences, n.e.s.	3.76	5.13%	-2.21%	5.24%	85.11	5.00%	1.25%	1.25%	0.00%
848180	Appliances for pipes, boiler shells, tanks, vats or the like (excluding pressure-reducing valves, ...	4.75	-10.12%	3.74%	-1.05%	82.29	30.00%	29.25%	28.75%	0.00%
850440	Static converters	1.44	0.39%	0.65%	5.17%	81.35	13.33%	8.33%	8.33%	0.00%

Code	Product	Pakistan's imports from the UK 2015	CAGR (2008-2015)			Pakistan's import potential 2015	Tariffs Applied by Pakistan on			
			Pakistan's imports from the UK	UK's exports to the world	Pakistan's imports from the world		UK	China	Malaysia	Sri Lanka
120510	Low erucic acid rape or colza seeds "yielding a fixed oil which has an erucic acid content ...	0.00	-	-1.69%	2.19%	79.15	2.00%	2.00%	0.00%	0.00%
841430	Compressors for refrigerating equipment	0.02	-12.08%	0.40%	2.02%	78.98	7.50%	2.50%	2.50%	0.00%
290121	Ethylene	0.00	-	-7.14%	-	78.50	2.00%	0.00%	0.00%	0.00%
841199	Parts of gas turbines, n.e.s.	1.09	-5.79%	-3.75%	11.07%	78.28	5.00%	0.00%	0.00%	0.00%
870120	Road tractors for semi-trailers	0.79	4.84%	-2.24%	18.81%	76.05	20.00%	20.00%	20.00%	20.00%
851769	Apparatus for the transmission or reception of voice, images or other data, incl. apparatus ...	0.66	-34.84%	-0.61%	-20.59%	75.85	7.89%	7.44%	6.67%	3.33%
870210	Motor vehicles for the transport of >= 10 persons, incl. driver, with compression-ignition ...	0.00	-100.00%	-6.29%	10.40%	75.53	20.00%	20.00%	20.00%	20.00%
870421	Motor vehicles for the transport of goods, with compression-ignition internal combustion piston ...	1.21	18.19%	-14.70%	0.71%	74.72	60.00%	60.00%	60.00%	60.00%
840999	Parts suitable for use solely or principally with compression-ignition internal combustion ...	0.49	-19.78%	-3.19%	3.84%	72.53	25.83%	23.33%	25.00%	25.83%
870899	Parts and accessories, for tractors, motor vehicles for the transport of ten or more persons, ...	0.94	-19.82%	-1.07%	-4.41%	70.79	35.00%	35.00%	35.00%	35.00%
847989	Machines and mechanical appliances, n.e.s.	1.06	-1.59%	3.43%	-13.11%	69.29	6.43%	2.14%	2.14%	2.14%
850239	Generating sets (excluding wind-powered and powered by spark-ignition internal combustion piston ...	16.02	18.50%	-1.27%	5.51%	69.22	5.00%	0.00%	0.00%	0.00%
380891	Insecticides (excluding goods of subheading 3808.50)	0.12	-23.56%	4.25%	4.66%	68.06	9.89%	8.71%	8.78%	3.89%
870422	Motor vehicles for the transport of goods, with compression-ignition internal combustion piston ...	0.00	-	-5.21%	5.23%	67.99	30.00%	30.00%	30.00%	30.00%
840991	Parts suitable for use solely or principally with spark-ignition internal combustion piston ...	0.23	-6.08%	-0.23%	11.30%	67.61	27.50%	26.88%	26.88%	27.50%

Code	Product	Pakistan's imports from the UK 2015	CAGR (2008-2015)			Pakistan's import potential 2015	Tariffs Applied by Pakistan on			
			Pakistan's imports from the UK	UK's exports to the world	Pakistan's imports from the world		UK	China	Malaysia	Sri Lanka
390120	Polyethylene with a specific gravity of >= 0,94, in primary forms	0.00	-100.00%	55.77%	3.23%	67.24	5.00%	5.00%	5.00%	5.00%
730890	Structures and parts of structures, of iron or steel, n.e.s. (excluding bridges and bridge-sections, ...	1.07	46.21%	-7.47%	2.60%	67.01	20.00%	20.00%	20.00%	0.00%
780110	Unwrought lead, refined	23.63	-	7.32%	9.50%	66.60	5.00%	0.00%	0.00%	0.00%
870321	Motor cars and other motor vehicles principally designed for the transport of persons, incl. ...	0.12	4.59%	3.33%	6.06%	64.82	52.50%	52.50%	52.50%	52.50%
841590	Parts of air conditioning machines, comprising a motor-driven fan and elements for changing ...	0.02	7.62%	3.04%	1.79%	64.50	23.13%	19.16%	18.13%	23.13%
854449	Electric conductors, for a voltage <= 1.000 V, insulated, not fitted with connectors, n.e.s.	0.47	-21.74%	0.17%	-0.29%	64.20	16.67%	15.00%	15.00%	16.67%
901580	Instruments and appliances used in geodesy, topography, hydrography, oceanography, hydrology, ...	0.04	-38.24%	-6.58%	12.08%	62.70	5.00%	0.00%	0.00%	0.00%
842959	Self-propelled mechanical shovels, excavators and shovel loaders (excluding self-propelled ...	0.50	-6.33%	-3.57%	5.64%	62.67	5.00%	0.00%	0.00%	0.00%
842131	Intake air filters for internal combustion engines	0.06	-15.96%	2.02%	42.57%	61.39	35.00%	35.00%	35.00%	35.00%
760200	Waste and scrap, of aluminium (excluding slags, scale and the like from iron and steel production, ...	5.53	1.24%	-6.61%	10.58%	61.29	16.00%	15.00%	15.00%	0.00%
851770	Parts of telephone sets, telephones for cellular networks or for other wireless networks and ...	0.18	-36.50%	-10.34%	-18.11%	61.29	10.00%	0.00%	5.00%	0.00%
871410	Parts and accessories of motorcycles, incl. mopeds, n.e.s.	0.00	-	-	-	61.16	35.00%	35.00%	35.00%	35.00%
851761	Base stations of apparatus for the transmission or reception of voice, images or other data	0.00	-100.00%	-16.39%	3.05%	60.98	10.00%	10.00%	10.00%	0.00%

Code	Product	Pakistan's imports from the UK 2015	CAGR (2008-2015)			Pakistan's import potential 2015	Tariffs Applied by Pakistan on			
			Pakistan's imports from the UK	UK's exports to the world	Pakistan's imports from the world		UK	China	Malaysia	Sri Lanka
901839	Needles, catheters, cannulae and the like, used in medical, surgical, dental or veterinary ...	0.39	4.30%	-0.38%	14.01%	60.24	9.09%	4.82%	5.09%	0.00%
852380	Media for the recording of sound or of other phenomena, whether or not recorded, incl. matrices ...	0.09	-13.65%	-6.38%	-3.71%	59.38	7.83%	3.67%	5.33%	0.00%
850720	Lead acid accumulators (excluding spent and starter batteries)	0.17	-8.53%	-1.24%	16.04%	59.15	15.00%	15.00%	15.00%	0.00%
850220	Generating sets with spark-ignition internal combustion piston engine	0.79	-23.15%	15.77%	-5.79%	59.03	10.00%	5.00%	5.00%	0.00%
292690	Nitrile-function compounds (excluding acrylonitrile, 1-cyanoguanidine "dicyandiamide", fenproporex ...	0.20	-28.15%	-11.24%	4.18%	58.92	5.00%	0.00%	0.00%	0.00%
293499	Nucleic acids and their salts, whether or not chemically defined; heterocyclic compounds (excluding ...	0.02	-52.41%	16.99%	6.30%	58.50	10.00%	6.67%	6.67%	0.00%
294190	Antibiotics (excluding penicillins and their derivatives with a penicillanic acid structure, ...	4.47	3.02%	-7.78%	3.69%	57.59	11.43%	6.00%	7.14%	0.00%
382200	Diagnostic or laboratory reagents on a backing, prepared diagnostic or laboratory reagents ...	4.18	10.22%	-1.04%	9.24%	57.18	20.00%	16.00%	5.00%	0.00%
841370	Centrifugal pumps, power-driven (excluding those of subheading 8413.11 and 8413.19, fuel, lubricating ...	0.31	0.21%	-1.45%	11.03%	56.78	12.50%	12.50%	12.50%	12.50%
480100	Newsprint as specified in Note 4 to chapter 48, in rolls of a width > 36 cm or in square or ...	0.27	-27.03%	-6.85%	-4.43%	55.09	5.00%	0.00%	0.00%	0.00%
720916	Flat-rolled products of iron or non-alloy steel, of a width of >= 600 mm, in coils, simply ...	0.65	1.29%	-1.79%	-1.04%	54.50	15.00%	10.50%	10.00%	0.00%
230990	Preparations of a kind used in animal feeding (excluding dog or cat food put up for retail ...	2.35	18.84%	3.93%	19.95%	53.55	20.00%	16.00%	0.00%	0.00%
870829	Parts and accessories of bodies for tractors, motor vehicles for the transport of ten or more ...	0.06	-15.87%	-1.32%	9.97%	53.22	35.00%	35.00%	35.00%	35.00%

Code	Product	Pakistan's imports from the UK 2015	CAGR (2008-2015)			Pakistan's import potential 2015	Tariffs Applied by Pakistan on			
			Pakistan's imports from the UK	UK's exports to the world	Pakistan's imports from the world		UK	China	Malaysia	Sri Lanka
380893	Herbicides, anti-sprouting products and plant-growth regulators (excluding goods of subheading ...	0.37	0.38%	-2.52%	3.83%	53.06	5.00%	5.00%	0.00%	0.00%
320611	Pigments and preparations based on titanium dioxide of a kind used for colouring any material ...	0.09	-38.31%	-2.52%	5.80%	53.00	5.00%	0.00%	0.00%	0.00%
540752	Woven fabrics of yarn containing >= 85% by weight of textured polyester filaments, incl. monofilament ...	0.06	3.39%	-2.32%	52.10%	52.86	15.00%	15.00%	15.00%	15.00%
842230	Machinery for filling, closing, sealing or labelling bottles, cans, boxes, bags or other containers; ...	3.42	73.34%	-1.17%	5.92%	51.16	5.00%	0.00%	0.00%	0.00%
870324	Motor cars and other motor vehicles principally designed for the transport of persons, incl. ...	0.93	-12.90%	4.00%	15.99%	49.80	100.00%	100.00%	100.00%	100.00%
210690	Food preparations, n.e.s.	2.24	12.95%	5.47%	10.02%	48.75	20.00%	18.29%	2.86%	0.00%
540233	Textured filament yarn of polyester (excluding that put up for retail sale)	0.03	22.28%	-1.60%	8.62%	48.34	10.00%	10.00%	10.00%	5.00%
721391	Bars and rods, hot-rolled, in irregularly wound coils, of iron or non-alloy steel, of circular ...	0.00	-	-6.98%	-0.99%	46.97	15.00%	10.50%	10.00%	0.00%
843143	Parts for boring or sinking machinery of subheading 8430.41 or 8430.49, n.e.s.	2.11	-2.24%	-8.84%	-1.88%	44.37	5.00%	0.00%	0.00%	0.00%
390410	Poly"vinyl chloride", in primary forms, not mixed with any other substances	1.28	49.61%	-2.74%	16.66%	43.36	10.00%	7.50%	10.00%	10.00%
950300	Tricycles, scooters, pedal cars and similar wheeled toys; dolls' carriages; dolls; other toys; ...	0.18	1.99%	3.44%	12.13%	43.23	13.00%	7.00%	7.00%	0.00%
340211	Anionic organic surface-active agents, whether or not put up for retail sale (excluding soap)	0.43	20.49%	-14.37%	-3.30%	43.23	15.00%	10.50%	10.00%	0.00%
400219	Styrene-butadiene rubber "SBR"; carboxylated styrene-butadiene rubber "XSBR", in primary forms ...	0.00	-	4.41%	17.53%	42.29	2.00%	0.00%	0.00%	0.00%
390690	Acrylic polymers, in primary forms (excluding poly"methyl methacrylate")	1.00	-18.89%	-2.44%	1.65%	41.30	10.80%	10.80%	10.80%	10.80%

Code	Product	Pakistan's imports from the UK 2015	CAGR (2008-2015)			Pakistan's import potential 2015	Tariffs Applied by Pakistan on			
			Pakistan's imports from the UK	UK's exports to the world	Pakistan's imports from the world		UK	China	Malaysia	Sri Lanka
848210	Ball bearings	0.10	-13.22%	-4.12%	7.52%	38.66	10.00%	5.00%	5.00%	0.00%
391990	Self-adhesive plates, sheets, film, foil, tape, strip and other flat shapes, of plastics, whether ...	0.04	-20.76%	0.87%	11.23%	38.32	20.00%	20.00%	20.00%	20.00%
847150	Processing units for automatic data-processing machines, whether or not containing in the same ...	0.43	-22.06%	-10.04%	12.03%	38.16	2.00%	0.00%	0.00%	0.00%
730429	Casing and tubing, seamless, of iron or steel, of a kind used in drilling for oil or gas (excluding ...	0.00	-35.41%	-0.22%	-12.53%	37.94	20.00%	19.20%	20.00%	0.00%
999999	Commodities not elsewhere specified	2.41	30.90%	-12.74%	32.65%	37.86	#N/A	#N/A	#N/A	#N/A
392690	Articles of plastics and articles of other materials of heading 3901 to 3914, n.e.s (excluding ...	0.42	-11.99%	2.49%	3.80%	37.81	11.89%	7.67%	9.11%	4.44%
843049	Boring or sinking machinery for boring earth or extracting minerals or ores, not self-propelled ...	2.92	31.48%	-8.37%	3.22%	37.65	5.00%	0.00%	0.00%	0.00%
841899	Parts of refrigerating or freezing equipment and heat pumps, n.e.s.	0.01	-36.02%	-11.17%	3.68%	37.15	11.25%	6.25%	5.00%	11.25%
853720	Boards, cabinets and similar combinations of apparatus for electric control or the distribution ...	0.00	-100.00%	-1.22%	20.81%	36.86	20.00%	20.00%	20.00%	0.00%
850211	Generating sets with compression-ignition internal combustion piston engine "diesel or semi-diesel ...	0.78	-29.90%	-13.03%	-10.80%	36.35	15.50%	12.50%	8.00%	0.00%
852872	Reception apparatus for television, colour, whether or not incorporating radio-broadcast receivers ...	0.01	-18.79%	-17.43%	8.54%	36.15	20.00%	20.00%	17.50%	20.00%
730423	Drill pipe, seamless, of a kind used in drilling for oil or gas, of iron or steel (excluding ...	0.02	-	-3.26%	30.50%	36.00	15.00%	15.00%	10.00%	0.00%
330290	Mixtures of odoriferous substances and mixtures, incl. alcoholic solutions, based on one or ...	6.31	21.87%	3.39%	7.35%	35.81	10.00%	7.00%	10.00%	0.00%
151190	Palm oil and its fractions, whether or not refined (excluding chemically modified and crude)	0.00	-	2.86%	4.72%	35.64	7.92%	7.92%	6.73%	7.92%

Code	Product	Pakistan's imports from the UK 2015	CAGR (2008-2015)			Pakistan's import potential 2015	Tariffs Applied by Pakistan on			
			Pakistan's imports from the UK	UK's exports to the world	Pakistan's imports from the world		UK	China	Malaysia	Sri Lanka
732690	Articles of iron or steel, n.e.s. (excluding cast articles or articles of iron or steel wire)	0.63	5.48%	0.04%	5.15%	35.41	18.13%	16.38%	15.00%	0.00%
852352	Cards incorporating one or more electronic integrated circuits "smart cards"	0.00	-18.22%	-0.11%	-0.43%	34.94	5.00%	2.50%	2.50%	0.00%
330510	Shampoos	1.52	3.62%	-0.31%	7.19%	34.89	20.00%	17.00%	20.00%	12.50%
720430	Waste and scrap of tinned iron or steel (excluding radioactive, and waste and scrap of batteries ...	5.74	8.98%	-7.39%	1.66%	34.48	2.00%	0.00%	0.00%	0.00%
853710	Boards, cabinets and similar combinations of apparatus for electric control or the distribution ...	0.23	-3.35%	1.73%	1.94%	34.20	30.00%	30.00%	30.00%	0.00%
340213	Non-ionic organic surface-active agents, whether or not put up for retail sale (excluding soap)	0.17	-6.53%	-10.78%	2.54%	33.54	15.00%	15.00%	15.00%	0.00%
300230	Vaccines for veterinary medicine	0.35	-	0.51%	13.60%	32.98	10.00%	5.00%	5.00%	0.00%
330210	Mixtures of odoriferous substances and mixtures, incl. alcoholic solutions, with a basis of ...	1.44	5.32%	-3.37%	16.17%	32.76	10.00%	5.00%	10.00%	0.00%
842121	Machinery and apparatus for filtering or purifying water	0.17	5.01%	2.04%	-2.96%	32.56	15.00%	15.00%	15.00%	0.00%
841869	Refrigerating or freezing equipment (excluding refrigerating and freezing furniture)	0.20	-11.91%	17.36%	0.14%	32.54	15.00%	12.50%	15.00%	15.00%
852349	Optical media for the recording of sound or of other phenomena (excluding unrecorded and goods ...	0.12	-	-	-	32.52	10.00%	10.00%	10.00%	0.00%
640419	Footwear with outer soles of rubber or plastics and uppers of textile materials (excluding ...	0.26	59.95%	11.66%	18.56%	32.16	20.00%	20.00%	20.00%	20.00%
722490	Semi-finished products of alloy steel other than stainless	0.00	-100.00%	-16.71%	123.31%	32.02	5.00%	0.00%	0.00%	0.00%
293339	Heterocyclic compounds with nitrogen hetero-atom[s] only, containing an unfused pyridine ring, ...	0.00	-100.00%	-2.32%	3.58%	31.20	8.33%	3.50%	4.17%	0.00%

Code	Product	Pakistan's imports from the UK 2015	CAGR (2008-2015)			Pakistan's import potential 2015	Tariffs Applied by Pakistan on			
			Pakistan's imports from the UK	UK's exports to the world	Pakistan's imports from the world		UK	China	Malaysia	Sri Lanka
292249	Amino-acids and their esters; salts thereof (excluding those with > one kind of oxygen function, ...	0.02	-6.57%	-9.99%	6.34%	30.89	5.00%	2.25%	0.00%	0.00%
720711	Semi-finished products of iron or non-alloy steel containing, by weight, < 0,25% of carbon, ...	0.04	24.66%	-26.59%	18.45%	30.81	5.00%	5.00%	5.00%	0.00%
391000	Silicones in primary forms	1.01	2.22%	-4.53%	3.78%	30.81	5.00%	0.00%	0.00%	0.00%
721070	Flat products of iron or non-alloy steel, of a width of >= 600 mm, hot-rolled or cold-rolled ...	0.00	-100.00%	-7.90%	7.14%	30.55	11.67%	8.67%	8.33%	0.00%
852990	Parts suitable for use solely or principally with transmission and reception apparatus for ...	0.01	-32.83%	-0.14%	-1.48%	30.47	15.00%	10.67%	6.67%	0.00%
190110	Food preparations for infant use, put up for retail sale, of flour, groats, meal, starch or ...	0.15	-23.48%	2.74%	12.58%	30.08	20.00%	16.00%	20.00%	0.00%
902212	Computer tomography apparatus	0.48	76.88%	15.25%	31.40%	29.66	5.00%	0.00%	0.00%	0.00%
842240	Packing or wrapping machinery, incl. heat-shrink wrapping machinery (excluding machinery for ...	0.25	-15.42%	-5.87%	4.06%	29.61	5.00%	0.00%	0.00%	0.00%
722830	Bars and rods of alloy steel other than stainless, not further worked than hot-rolled, hot-drawn ...	0.00	-100.00%	-8.53%	35.40%	29.59	12.50%	10.00%	10.00%	0.00%
720917	Flat-rolled products of iron or non-alloy steel, of a width of >= 600 mm, in coils, simply ...	0.15	-	-5.84%	9.53%	29.57	15.00%	10.50%	10.00%	0.00%
850300	Parts suitable for use solely or principally with electric motors and generators, electric ...	0.47	-23.24%	-8.55%	-2.57%	29.43	10.00%	6.67%	6.67%	0.00%
841490	Parts of : air or vacuum pumps, air or other gas compressors, fans and ventilating or recycling ...	0.28	-14.75%	-6.72%	1.47%	29.03	8.33%	5.00%	3.33%	0.00%
847780	Machinery for working rubber or plastics or for the manufacture of products from these materials, ...	0.22	-10.45%	5.97%	-1.96%	28.48	5.00%	0.00%	0.00%	0.00%

Code	Product	Pakistan's imports from the UK 2015	CAGR (2008-2015)			Pakistan's import potential 2015	Tariffs Applied by Pakistan on			
			Pakistan's imports from the UK	UK's exports to the world	Pakistan's imports from the world		UK	China	Malaysia	Sri Lanka
848310	Transmission shafts, incl. cam shafts and crank shafts, and cranks	0.21	-30.61%	1.28%	-1.78%	28.45	32.00%	31.20%	30.00%	32.00%
842649	Mobile cranes and works trucks fitted with a crane, self-propelled (excluding those on tyres ...	0.00	-	-7.60%	21.86%	28.42	5.00%	0.00%	0.00%	0.00%
550320	Staple fibres of polyesters, not carded, combed or otherwise processed for spinning	0.00	-100.00%	-1.93%	2.68%	28.25	10.00%	10.00%	10.00%	5.00%
721030	Flat-rolled products of iron or non-alloy steel, of a width of >= 600 mm, hot-rolled or cold-rolled ...	0.04	-	-0.96%	11.73%	28.04	15.00%	10.50%	10.00%	5.00%
190190	Malt extract; food preparations of flour, groats, meal, starch or malt extract, not containing ...	0.59	19.38%	7.00%	19.89%	27.93	20.00%	16.00%	0.00%	0.00%
840690	Parts of steam and other vapour turbines, n.e.s.	0.39	0.29%	-9.17%	-0.79%	27.87	5.00%	0.00%	0.00%	0.00%
550200	Artificial filament tow as specified in Note 1 to chapter 55	0.00	-100.00%	-16.69%	0.73%	27.84	7.50%	7.50%	7.50%	0.00%
760120	Unwrought aluminium alloys	0.00	-	-6.81%	6.38%	27.41	2.00%	0.00%	0.00%	0.00%
380991	Finishing agents, dye carriers to accelerate the dyeing or fixing of dyestuffs, and other products ...	1.04	-4.29%	-4.18%	1.81%	27.32	8.50%	8.50%	8.50%	0.00%
293359	Heterocyclic compounds with nitrogen hetero-atom[s] only, containing a pyrimidine ring, whether ...	0.00	-100.00%	6.91%	8.62%	27.20	10.83%	6.17%	7.50%	0.00%
940600	Prefabricated buildings, whether or not complete or already assembled	0.06	20.20%	-8.44%	-6.82%	27.19	20.00%	20.00%	20.00%	0.00%
850213	Generating sets with compression-ignition internal combustion piston engine "diesel or semi-diesel ...	18.88	-10.10%	-4.18%	-25.95%	27.14	10.00%	10.00%	7.50%	0.00%
722790	Bars and rods of alloy steel other than stainless, hot-rolled, in irregularly wound coils (excluding ...	0.00	-	6.88%	153.25%	27.07	10.00%	10.00%	10.00%	0.00%
902780	Instruments and apparatus for physical or chemical analysis, or for measuring or checking viscosity, ...	1.10	-8.49%	-3.37%	-0.59%	27.04	2.00%	0.00%	0.00%	0.00%

Code	Product	Pakistan's imports from the UK 2015	CAGR (2008-2015)			Pakistan's import potential 2015	Tariffs Applied by Pakistan on			
			Pakistan's imports from the UK	UK's exports to the world	Pakistan's imports from the world		UK	China	Malaysia	Sri Lanka
901590	Parts and accessories for instruments and appliances used in geodesy, topography, photogrammetrical ...	0.21	40.03%	-5.00%	40.54%	26.81	5.00%	0.00%	0.00%	0.00%
854370	Electrical machines and apparatus, having individual functions, n.e.s. in chapter 85	0.15	-22.21%	1.26%	17.82%	26.72	10.00%	8.33%	8.33%	0.00%
940510	Chandeliers and other electric ceiling or wall lighting fittings (excluding for lighting public ...	0.37	24.60%	4.77%	27.54%	26.66	20.00%	19.00%	20.00%	0.00%
721012	Flat-rolled products of iron or non-alloy steel, of a width of >= 600 mm, hot-rolled or cold-rolled ...	0.73	6.08%	-2.86%	-2.00%	25.96	15.00%	15.00%	15.00%	15.00%
320417	Synthetic organic pigments; preparations based on synthetic organic pigments of a kind used ...	0.87	-10.18%	-12.57%	-1.46%	25.71	15.00%	15.00%	15.00%	0.00%
071390	Dried, shelled leguminous vegetables, whether or not skinned or split (excluding peas, chickpeas, ...	0.00	-100.00%	-1.32%	5.95%	25.63	2.00%	2.00%	0.50%	0.00%
380892	Fungicides (excluding goods of subheading 3808.50)	0.77	4.09%	1.64%	8.44%	25.62	2.00%	2.00%	0.67%	0.00%
481159	Paper and paperboard, surface-coloured, surface-decorated or printed, coated, impregnated or ...	0.02	-37.30%	-5.63%	2.58%	25.60	15.00%	12.75%	10.00%	0.00%
300431	Medicaments containing insulin but not antibiotics, put up in measured doses "incl. those in ...	0.00	-	-4.76%	25.94%	25.31	10.00%	5.00%	5.00%	0.00%
401110	New pneumatic tyres, of rubber, of a kind used for motor cars, incl. station wagons and racing ...	0.28	55.89%	-3.78%	3.13%	24.80	15.00%	15.00%	15.00%	15.00%
902139	Artificial parts of the body (excluding artificial teeth and dental fittings and artificial ...	0.10	-3.03%	5.32%	17.00%	24.69	5.00%	0.00%	0.00%	0.00%
843149	Parts of machinery of heading 8426, 8429 and 8430, n.e.s.	1.10	3.88%	-5.61%	-12.16%	24.59	5.00%	0.00%	0.00%	0.00%
903289	Regulating or controlling instruments and apparatus (excluding hydraulic or pneumatic, manostats, ...	0.46	-11.41%	7.32%	0.32%	24.54	25.00%	23.33%	23.33%	0.00%

Code	Product	Pakistan's imports from the UK 2015	CAGR (2008-2015)			Pakistan's import potential 2015	Tariffs Applied by Pakistan on			
			Pakistan's imports from the UK	UK's exports to the world	Pakistan's imports from the world		UK	China	Malaysia	Sri Lanka
300420	Medicaments containing antibiotics, put up in measured doses "incl. those in the form of transdermal ...	0.90	2.04%	-5.39%	-2.14%	24.53	10.00%	5.00%	5.00%	0.00%
853890	Parts suitable for use solely or principally with the apparatus of heading 8535, 8536 or 8537, ...	0.21	-2.50%	1.40%	1.35%	24.49	10.00%	7.50%	7.50%	0.00%
880330	Parts of aeroplanes or helicopters, n.e.s. (excluding those for gliders)	0.64	14.74%	-	8.30%	24.45	5.00%	0.00%	5.00%	0.00%
390190	Polymers of ethylene, in primary forms (excluding polyethylene and ethylene-vinyl acetate ...	0.08	50.98%	-4.27%	15.02%	24.38	5.00%	5.00%	5.00%	5.00%
410210	Raw skins of sheep or lambs, with wool on, fresh or salted, dried, limed, pickled or otherwise ...	0.32	-24.62%	1.18%	-0.23%	24.15	2.00%	0.00%	0.00%	0.00%
901819	Electro-diagnostic apparatus, incl. apparatus for functional exploratory examination or for ...	0.29	-12.29%	-3.41%	-0.71%	24.15	5.00%	0.00%	0.00%	0.00%
848340	Gears and gearing for machinery (excluding toothed wheels, chain sprockets and other transmission ...	0.21	-11.53%	1.26%	-2.66%	24.00	31.25%	30.25%	30.25%	31.25%
722511	Flat-rolled products of silicon-electrical steel, of a width of >= 600 mm, grain-oriented	3.30	-14.62%	-10.93%	2.07%	23.92	10.00%	0.00%	0.00%	0.00%
390950	Polyurethanes, in primary forms	0.83	21.38%	-2.53%	0.90%	23.89	5.00%	0.00%	0.00%	0.00%
481141	Self-adhesive paper and paperboard, surface-coloured, surface-decorated or printed, in rolls ...	0.21	23.75%	-7.52%	29.80%	23.72	10.00%	10.00%	10.00%	0.00%
350790	Enzymes and prepared enzymes, n.e.s. (excluding rennet and concentrates thereof)	0.05	-18.77%	0.46%	6.31%	23.57	10.00%	0.00%	0.00%	0.00%
690890	Glazed ceramic flags and paving, hearth or wall tiles; glazed ceramic mosaic cubes and the ...	0.00	-100.00%	-2.53%	4.95%	23.51	20.00%	20.00%	20.00%	0.00%
870190	Tractors (excluding those of heading 8709, pedestrian-controlled tractors, road tractors for ...	0.05	-38.57%	-3.07%	-14.03%	23.27	13.33%	11.67%	13.33%	13.33%

Code	Product	Pakistan's imports from the UK 2015	CAGR (2008-2015)			Pakistan's import potential 2015	Tariffs Applied by Pakistan on			
			Pakistan's imports from the UK	UK's exports to the world	Pakistan's imports from the world		UK	China	Malaysia	Sri Lanka
852851	Monitors of a kind solely or principally used in an automatic data-processing machine of heading ...	3.72	13.25%	2.52%	12.66%	22.97	2.00%	2.00%	2.00%	2.00%
731815	Threaded screws and bolts, of iron or steel, whether or not with their nuts and washers (excluding ...	0.39	-9.36%	1.72%	8.43%	22.94	20.00%	17.00%	17.00%	0.00%
848110	Pressure-reducing valves	0.91	21.23%	4.82%	16.93%	22.83	15.00%	12.00%	0.00%	0.00%
853620	Automatic circuit breakers for a voltage <= 1,000 V	0.03	-14.03%	-1.49%	1.60%	22.75	10.00%	7.00%	7.00%	0.00%
841330	Fuel, lubricating or cooling medium pumps for internal combustion piston engine	0.23	-21.65%	8.36%	3.73%	22.58	32.50%	32.50%	32.50%	32.50%
730799	Tube or pipe fittings, of iron or steel (excluding cast iron or stainless steel products; flanges; ...	0.45	-11.21%	4.86%	-6.02%	22.53	20.00%	16.00%	10.00%	0.00%
120991	Vegetable seeds, for sowing	0.44	80.16%	-2.33%	14.57%	22.48	2.00%	2.00%	0.00%	0.00%
847990	Parts of machines and mechanical appliances, n.e.s.	0.54	2.38%	-2.63%	6.18%	22.45	5.00%	0.00%	0.00%	0.00%
761290	Casks, drums, cans, boxes and similar containers, incl. rigid tubular containers, of aluminium, ...	0.02	-18.48%	1.26%	6.86%	22.38	12.50%	10.00%	12.50%	0.00%
847710	Injection-moulding machines for working rubber or plastics	0.30	-5.11%	-0.90%	4.68%	22.37	5.00%	0.00%	0.00%	0.00%
040410	Whey and modified whey, whether or not concentrated or containing added sugar or other sweetening ...	0.00	-	3.47%	7.10%	22.10	20.00%	20.00%	10.00%	20.00%
847290	Office machines, n.e.s.	0.04	13.66%	-8.20%	6.50%	22.10	5.00%	0.00%	0.00%	0.00%
293399	Heterocyclic compounds with nitrogen hetero-atom[s] only (excluding those containing an unfused ...	0.00	-100.00%	-17.23%	0.57%	21.96	7.50%	2.50%	2.50%	0.00%
071310	Dried, shelled peas "Pisum sativum", whether or not skinned or split	0.00	-100.00%	10.96%	21.87%	21.89	2.00%	2.00%	0.00%	0.00%

Code	Product	Pakistan's imports from the UK 2015	CAGR (2008-2015)			Pakistan's import potential 2015	Tariffs Applied by Pakistan on			
			Pakistan's imports from the UK	UK's exports to the world	Pakistan's imports from the world		UK	China	Malaysia	Sri Lanka
390530	Poly"vinyl alcohol", in primary forms, whether or not containing unhydrolyzed acetate groups	0.00	-100.00%	0.49%	-5.70%	21.44	5.00%	0.00%	0.00%	0.00%
292429	Cyclic amides, incl. cyclic carbamates, and their derivatives; salts thereof (excluding ureines ...	0.02	24.44%	-8.66%	3.19%	21.40	8.00%	4.00%	4.00%	0.00%
901831	Syringes, with or without needles, used in medical, surgical, dental or veterinary sciences	0.01	29.68%	4.24%	10.99%	21.30	20.00%	13.60%	20.00%	0.00%
903180	Instruments, appliances and machines for measuring or checking, not elsewhere specified in ...	0.80	-4.58%	5.50%	6.64%	21.04	5.00%	0.00%	0.00%	0.00%
847420	Crushing or grinding machines for solid mineral substances	0.00	-34.90%	-9.98%	-5.80%	21.03	5.00%	0.00%	0.00%	0.00%
490199	Printed books, brochures and similar printed matter (excluding those in single sheets; dictionaries, ...	8.00	3.44%	-0.35%	5.58%	20.85	2.00%	1.00%	1.00%	0.00%
842139	Machinery and apparatus for filtering or purifying gases (excluding isotope separators and ...	1.92	-0.21%	0.39%	-3.93%	20.84	13.33%	10.17%	10.83%	0.00%
842290	Parts of dishwashing machines, packing or wrapping machinery and other machinery and apparatus ...	0.19	3.42%	2.04%	11.93%	20.77	5.00%	0.00%	0.00%	0.00%
902680	Instruments or apparatus for measuring or checking variables of liquids or gases, n.e.s.	0.72	-5.21%	4.30%	-0.14%	20.61	5.00%	0.00%	0.00%	0.00%
390130	Ethylene-vinyl acetate copolymers, in primary forms	0.25	35.70%	-0.78%	-4.26%	20.52	5.00%	5.00%	5.00%	5.00%
720838	Flat-rolled products of iron or non-alloy steel, of a width of >= 600 mm, in coils, simply ...	0.00	-	13.30%	55.76%	20.17	15.00%	10.50%	10.00%	0.00%
500720	Woven fabrics containing >= 85% silk or schappe by weight	0.00	-	-8.64%	23.00%	20.05	15.00%	7.50%	15.00%	0.00%
320411	Synthetic organic disperse dyes; preparations based on synthetic organic disperse dyes of a ...	0.09	10.59%	7.37%	11.81%	20.01	15.00%	15.00%	10.00%	0.00%

Code	Product	Pakistan's imports from the UK 2015	CAGR (2008-2015)			Pakistan's import potential 2015	Tariffs Applied by Pakistan on			
			Pakistan's imports from the UK	UK's exports to the world	Pakistan's imports from the world		UK	China	Malaysia	Sri Lanka
480255	Uncoated paper and paperboard, of a kind used for writing, printing or other graphic purposes, ...	0.07	-30.28%	-13.58%	6.48%	19.90	20.00%	18.40%	20.00%	0.00%
851220	Electrical lighting or visual signalling equipment for motor vehicles (excluding lamps of heading ...	0.01	-19.37%	5.62%	5.64%	19.89	35.00%	35.00%	35.00%	35.00%
470790	Recovered "waste and scrap" paper or paperboard, incl. unsorted waste and scrap (excluding ...	1.78	-4.06%	3.01%	8.00%	19.78	11.00%	8.00%	5.00%	0.00%
340111	Soap and organic surface-active products and preparations, in the form of bars, cakes, moulded ...	0.11	3.12%	4.18%	8.56%	19.56	20.00%	17.00%	20.00%	20.00%
741110	Tubes and pipes of refined copper	0.18	75.01%	-14.14%	-0.85%	19.34	8.33%	5.00%	5.00%	0.00%
842619	Overhead travelling cranes, transporter cranes, gantry cranes, bridge cranes and mobile lifting ...	0.00	-100.00%	5.24%	5.43%	19.31	5.00%	0.00%	0.00%	0.00%
870423	Motor vehicles for the transport of goods, with compression-ignition internal combustion piston ...	0.00	-	-11.41%	-1.99%	19.28	30.00%	30.00%	30.00%	30.00%
847982	Mixing, kneading, crushing, grinding, screening, sifting, homogenising, emulsifying or stirring ...	0.16	-53.37%	-0.10%	-21.60%	18.56	5.00%	0.00%	1.25%	0.00%
293090	Organo-sulphur compounds (excluding thiocarbamates and dithiocarbamates, thiuram mono-, di- ...	0.47	3.29%	-19.39%	10.43%	18.56	5.00%	0.00%	0.83%	0.00%
852691	Radio navigational aid apparatus	0.00	-53.43%	-2.38%	35.49%	18.55	5.00%	0.00%	0.00%	0.00%
730640	Tubes, pipes and hollow profiles, welded, of circular cross-section, of stainless steel (excluding ...	0.00	-	-9.29%	7.34%	18.49	15.00%	5.00%	0.00%	0.00%
841451	Table, floor, wall, window, ceiling or roof fans, with a self-contained electric motor of an ...	0.07	14.30%	3.84%	14.72%	18.43	20.00%	20.00%	20.00%	0.00%
870880	Suspension systems and parts thereof, incl. shock-absorbers, for tractors, motor vehicles for ...	0.05	12.69%	10.27%	5.58%	18.42	35.00%	35.00%	35.00%	35.00%

Code	Product	Pakistan's imports from the UK 2015	CAGR (2008-2015)			Pakistan's import potential 2015	Tariffs Applied by Pakistan on			
			Pakistan's imports from the UK	UK's exports to the world	Pakistan's imports from the world		UK	China	Malaysia	Sri Lanka
401699	Articles of vulcanised rubber (excluding hard rubber), n.e.s.	0.16	-10.55%	-0.68%	3.23%	18.37	26.67%	25.73%	25.83%	26.67%
691110	Tableware and kitchenware, of porcelain or china (excluding ornamental articles, pots, jars, ...	0.00	-15.91%	-2.92%	9.44%	18.24	20.00%	20.00%	20.00%	20.00%
841391	Parts of pumps for liquids, n.e.s.	0.99	-5.36%	0.43%	-3.14%	18.14	13.33%	9.17%	10.83%	13.33%
150210	Tallow of bovine animals, sheep or goats (excluding oil and oleostearin)	0.00	-	-	-	18.12	10.00%	10.00%	10.00%	0.00%
293500	Sulphonamides	0.00	-100.00%	-4.20%	2.31%	18.12	13.33%	5.00%	7.50%	0.00%
540742	Woven fabrics of filament yarn containing >= 85% nylon or other polyamides by weight, incl. ...	0.01	-31.95%	5.65%	0.70%	18.11	15.00%	12.00%	15.00%	0.00%
854460	Electric conductors, for a voltage > 1.000 V, insulated, n.e.s.	0.00	-100.00%	-5.81%	-7.77%	17.96	20.00%	16.00%	20.00%	0.00%
850490	Parts of electrical transformers and inductors, n.e.s.	0.03	-9.42%	-1.07%	1.48%	17.75	8.00%	4.00%	3.00%	0.00%
090240	Black fermented tea and partly fermented tea, whether or not flavoured, in immediate packings ...	0.01	-8.30%	-1.20%	8.74%	17.70	10.00%	5.00%	0.00%	10.00%
730820	Towers and lattice masts, of iron or steel	0.00	-	-1.89%	15.45%	17.67	20.00%	20.00%	20.00%	0.00%
841780	Industrial or laboratory furnaces and ovens, non-electric, incl. incinerators (excluding those ...	0.16	19.67%	-1.22%	14.87%	17.52	5.00%	0.00%	0.00%	0.00%
760719	Aluminium foil, not backed, rolled and further worked, of a thickness of <= 2 mm (excluding ...	0.07	12.14%	-12.82%	4.25%	17.44	13.33%	8.33%	10.00%	0.00%
381190	Oxidation inhibitors, gum inhibitors, viscosity improvers, anti-corrosive preparations and ...	2.49	-7.47%	-16.29%	4.33%	17.44	5.00%	5.00%	0.00%	0.00%
590320	Textile fabrics impregnated, coated, covered or laminated with polyurethane (excluding wallcoverings ...	0.05	49.91%	-1.03%	13.21%	17.35	20.00%	20.00%	20.00%	0.00%

Code	Product	Pakistan's imports from the UK 2015	CAGR (2008-2015)			Pakistan's import potential 2015	Tariffs Applied by Pakistan on			
			Pakistan's imports from the UK	UK's exports to the world	Pakistan's imports from the world		UK	China	Malaysia	Sri Lanka
392190	Plates, sheets, film, foil and strip, of plastics, reinforced, laminated, supported or similarly ...	0.06	-18.12%	-0.27%	5.65%	17.29	12.50%	10.00%	12.50%	12.50%
392010	Plates, sheets, film, foil and strip, of non-cellular polymers of ethylene, not reinforced, ...	0.36	18.01%	-0.01%	6.42%	17.23	20.00%	20.00%	20.00%	20.00%
340290	Surface-active preparations, washing preparations, incl. auxiliary washing preparations and ...	0.28	-6.53%	6.38%	4.16%	17.22	20.00%	11.00%	20.00%	0.00%
481190	Paper, paperboard, cellulose wadding and webs of soft cellulose, coated, impregnated, covered, ...	0.01	-20.19%	-5.94%	11.91%	17.14	20.00%	19.00%	20.00%	0.00%
730419	Line pipe of a kind used for oil or gas pipelines, seamless, of iron or steel (excluding products ...	0.02	-21.27%	0.16%	-7.80%	17.11	15.00%	15.00%	10.00%	0.00%
760720	Aluminium foil, backed, of a thickness (excluding any backing) of <= 0,2 mm (excluding stamping ...	0.01	-19.37%	-4.31%	4.04%	16.98	20.00%	20.00%	20.00%	20.00%
910229	Wrist-watches, whether or not incorporating a stop-watch facility, with hand winding only (excluding ...	0.01	-	31.52%	28.49%	16.95	5.00%	0.00%	0.00%	0.00%
392020	Plates, sheets, film, foil and strip, of non-cellular polymers of ethylene, not reinforced, ...	0.48	14.51%	-1.06%	-2.36%	16.86	20.00%	20.00%	20.00%	20.00%
600632	Dyed fabrics, knitted or crocheted, of synthetic fibres, of a width of > 30 cm (excluding warp ...	0.01	25.10%	4.65%	61.07%	16.75	20.00%	17.00%	20.00%	0.00%
381121	Prepared additives for oil lubricants containing petroleum oil or bituminous mineral oil	0.02	-31.93%	-2.86%	2.30%	16.74	5.00%	5.00%	5.00%	0.00%
391310	Alginic acid, its salts and esters, in primary forms	0.21	-2.08%	7.59%	4.64%	16.46	10.00%	5.00%	5.00%	0.00%
901813	Magnetic resonance imaging apparatus	0.00	-100.00%	23.13%	14.44%	16.42	5.00%	0.00%	0.00%	0.00%
840710	Spark-ignition reciprocating or rotary internal combustion piston engine, for aircraft	9.69	14.48%	26.13%	14.47%	16.38	5.00%	0.00%	0.00%	0.00%
902810	Gas meters, incl. calibrating meters therefor	0.11	1.35%	2.94%	6.89%	16.27	20.00%	20.00%	20.00%	20.00%

Code	Product	Pakistan's imports from the UK 2015	CAGR (2008-2015)			Pakistan's import potential 2015	Tariffs Applied by Pakistan on			
			Pakistan's imports from the UK	UK's exports to the world	Pakistan's imports from the world		UK	China	Malaysia	Sri Lanka
841510	Window or wall air conditioning machines, self-contained or "split-system"	0.03	10.36%	-8.14%	-2.87%	16.15	20.00%	16.25%	20.00%	20.00%
391239	Cellulose ethers, in primary forms (excluding carboxymethylcellulose and its salts)	0.11	64.45%	-2.42%	10.06%	16.12	10.00%	5.00%	10.00%	0.00%
720918	Flat-rolled products of iron or non-alloy steel, of a width of >= 600 mm, in coils, simply ...	0.30	-9.70%	-7.05%	-6.83%	16.08	15.00%	10.50%	10.00%	0.00%
151620	Vegetable fats and oils and their fractions, partly or wholly hydrogenated, inter-esterified, ...	0.02	25.10%	-7.79%	-1.98%	16.08	5.79%	5.79%	5.79%	5.79%
841181	Gas turbines of a power <= 5.000 kW (excluding turbojets and turbopropellers)	0.00	-100.00%	5.42%	1.89%	16.05	5.00%	0.00%	0.00%	0.00%
321519	Printing ink, whether or not concentrated or solid (excluding black ink)	0.33	17.79%	3.05%	14.23%	16.04	17.50%	14.00%	15.00%	0.00%
848330	Bearing housings for machinery, not incorporating ball or roller bearings; plain shaft bearings ...	0.57	-2.71%	3.51%	5.58%	16.03	20.00%	9.25%	11.25%	0.00%
310210	Urea, whether or not in aqueous solution (excluding that in pellet or similar forms, or in ...	0.00	-100.00%	-8.78%	-1.53%	16.00	2.00%	2.00%	2.00%	0.00%
820719	Rock-drilling or earth-boring tools, interchangeable, and parts therefor, with working parts ...	2.37	-0.37%	-9.10%	-0.34%	15.96	5.00%	0.00%	0.00%	0.00%
080810	Fresh apples	0.00	-	-1.02%	32.64%	15.92	20.00%	20.00%	0.00%	0.00%
481013	Paper and paperboard used for writing, printing or other graphic purposes, not containing fibres ...	0.32	7.28%	-5.92%	2.91%	15.90	20.00%	19.67%	20.00%	0.00%
847490	Parts of machinery for working mineral substances of heading 8474, n.e.s.	0.48	-4.33%	-2.93%	2.64%	15.80	6.67%	1.67%	1.67%	0.00%
842810	Lifts and skip hoists	0.00	-100.00%	-1.22%	6.11%	15.77	5.00%	0.00%	0.00%	0.00%
560500	Metallised yarn, whether or not gimped, being textile yarn, or strip or the like of heading ...	0.05	3.91%	7.38%	43.90%	15.70	10.00%	8.00%	5.00%	0.00%

Code	Product	Pakistan's imports from the UK 2015	CAGR (2008-2015)			Pakistan's import potential 2015	Tariffs Applied by Pakistan on			
			Pakistan's imports from the UK	UK's exports to the world	Pakistan's imports from the world		UK	China	Malaysia	Sri Lanka
230400	Oilcake and other solid residues, whether or not ground or in the form of pellets, resulting ...	0.00	-	-3.40%	16.51%	15.61	10.00%	5.00%	0.00%	0.00%
590310	Textile fabrics impregnated, coated, covered or laminated with poly"vinyl chloride" (excluding ...	0.00	-	3.02%	23.97%	15.56	20.00%	20.00%	20.00%	0.00%
730439	Tubes, pipes and hollow profiles, seamless, of circular cross-section, of iron or non-alloy ...	0.26	-3.40%	-19.71%	18.37%	15.44	15.00%	11.52%	10.00%	0.00%
390330	Acrylonitrile-butadiene-styrene copolymers "ABS", in primary forms	0.00	-	-18.56%	3.43%	15.43	5.00%	0.00%	0.00%	0.00%
850152	AC motors, multi-phase, of an output > 750 W but <= 75 kW	0.51	8.61%	-0.01%	8.78%	15.21	12.50%	12.50%	7.50%	0.00%
841290	Parts of non-electrical engines and motors, n.e.s.	0.03	-19.37%	-5.03%	20.82%	15.20	5.71%	3.57%	4.29%	0.00%
320890	Paints and varnishes based, incl. enamels and lacquers, on synthetic polymers or chemically ...	0.39	13.76%	-1.25%	1.36%	15.15	15.00%	9.63%	15.00%	0.00%
292250	Amino-alcohol-phenols, amino-acid-phenols and other amino-compounds with oxygen function (excluding ...	0.00	-	-9.79%	13.06%	15.12	5.00%	0.00%	0.00%	0.00%
847141	Data-processing machines, automatic, comprising in the same housing at least a central processing ...	0.13	-12.47%	1.73%	11.91%	14.86	2.00%	0.00%	0.67%	0.00%
844839	Parts and accessories of machines of heading 8445, n.e.s.	0.04	-6.54%	6.96%	-2.14%	14.84	5.00%	0.00%	0.00%	0.00%
760612	Plates, sheets and strip, of aluminium alloys, of a thickness of > 0,2 mm, square or rectangular ...	0.00	-100.00%	-7.79%	10.16%	14.84	10.00%	5.00%	0.00%	0.00%
290241	O-Xylene	0.00	-	-18.12%	-5.56%	14.83	5.00%	0.00%	0.00%	0.00%
870410	Dumpers for off-highway use	0.09	9.05%	-2.67%	-5.98%	14.78	30.00%	30.00%	30.00%	30.00%
851310	Portable electrical lamps designed to function by their own source of energy	0.03	5.20%	2.52%	8.49%	14.75	10.83%	9.17%	7.50%	0.00%

Code	Product	Pakistan's imports from the UK 2015	CAGR (2008-2015)			Pakistan's import potential 2015	Tariffs Applied by Pakistan on			
			Pakistan's imports from the UK	UK's exports to the world	Pakistan's imports from the world		UK	China	Malaysia	Sri Lanka
320412	Synthetic organic acid dyes, whether or not metallised, and synthetic organic mordant dyes; ...	0.04	-14.96%	-8.80%	3.21%	14.68	15.00%	15.00%	10.00%	0.00%
701399	Glassware of a kind used for toilet, office, indoor decoration or similar purposes (excluding ...	0.01	29.68%	0.53%	21.26%	14.64	20.00%	5.00%	5.00%	0.00%
850212	Generating sets with compression-ignition internal combustion piston engine "diesel or semi-diesel ...	3.71	-19.81%	-12.00%	-11.82%	14.53	15.00%	15.00%	10.00%	0.00%
841950	Heat-exchange units (excluding instantaneous heaters, storage water heaters, boilers and equipment ...	0.03	-19.23%	3.26%	0.79%	14.51	20.00%	16.00%	10.00%	0.00%
080212	Fresh or dried almonds, shelled	0.00	-	7.43%	13.03%	14.50	10.00%	5.00%	0.00%	0.00%
940190	Parts of seats, n.e.s.	0.02	-23.15%	8.02%	14.65%	14.47	31.25%	27.50%	31.25%	0.00%
600532	Dyed warp knit fabrics of synthetic fibres "incl. those made on galloon knitting machines", ...	0.01	-	-9.93%	30.87%	14.44	20.00%	17.00%	20.00%	0.00%
842951	Self-propelled front-end shovel loaders	0.33	0.04%	-7.05%	-0.64%	14.32	5.00%	0.00%	0.00%	0.00%
381512	Supported catalysts with precious metal or a precious-metal compound as the active substance, ...	0.06	-	5.01%	28.87%	14.22	5.00%	0.00%	0.00%	0.00%
340391	Textile lubricant preparations and preparations of a kind used for the oil or grease treatment ...	0.00	-40.65%	1.05%	-1.26%	14.09	16.40%	16.40%	16.40%	0.00%
290315	Ethylene dichloride "ISO" "1,2 dichloroethane"	0.00	-	19.97%	230.03%	14.07	5.00%	0.00%	5.00%	0.00%
350691	Adhesives based on polymers of heading 3901 to 3913 or on rubber (excluding products suitable ...	0.39	45.71%	-3.84%	6.07%	14.07	15.00%	11.50%	12.50%	0.00%
320419	Synthetic organic colouring matter (excluding disperse dyes, acid dyes, mordant dyes, basic ...	0.15	19.92%	6.59%	1.29%	14.06	15.00%	5.00%	0.00%	0.00%
848079	Moulds for rubber or plastics (other than injection or compression types)	0.01	-24.13%	-5.86%	1.51%	14.05	5.00%	0.00%	0.00%	0.00%

Code	Product	Pakistan's imports from the UK 2015	CAGR (2008-2015)			Pakistan's import potential 2015	Tariffs Applied by Pakistan on			
			Pakistan's imports from the UK	UK's exports to the world	Pakistan's imports from the world		UK	China	Malaysia	Sri Lanka
293299	Heterocyclic compounds with oxygen hetero-atom[s] only (excluding compounds containing unfused ...	0.00	-6.19%	-13.43%	6.01%	14.03	5.00%	0.00%	0.00%	0.00%
940540	Electric lamps and lighting fittings, n.e.s.	0.72	15.44%	-1.49%	13.79%	13.83	12.50%	2.50%	10.00%	0.00%
761699	Articles of aluminium, n.e.s.	0.01	-8.30%	-3.70%	8.14%	13.80	15.00%	11.50%	7.50%	0.00%
843351	Combine harvester-threshers	2.66	14.04%	-4.84%	18.60%	13.76	5.00%	0.00%	0.00%	0.00%
441114	Medium density fibreboard "MDF" of wood, of a thickness > 9 mm	0.00	-	-7.84%	2.03%	13.75	15.00%	15.00%	15.00%	0.00%
841350	Reciprocating positive displacement pumps for liquids, power-driven (excluding those of subheading ...	0.04	6.59%	6.39%	46.44%	13.71	20.00%	20.00%	20.00%	20.00%
854442	Electric conductors for a voltage <= 1.000 V, insulated, fitted with connectors, n.e.s.	0.12	3.70%	5.25%	12.62%	13.49	26.00%	25.00%	16.00%	26.00%
400122	Technically specified natural rubber "TSNR"	0.00	-	28.49%	-5.67%	13.46	2.00%	0.00%	0.00%	0.00%
080610	Fresh grapes	0.00	-	-7.11%	31.81%	13.45	20.00%	20.00%	0.00%	0.00%
401693	Gaskets, washers and other seals, of vulcanised rubber (excluding hard rubber and those of ...	0.63	-5.77%	3.29%	2.68%	13.41	15.00%	9.00%	11.50%	0.00%
340319	Lubricant preparations, incl. cutting-oil preparations, bolt or nut release preparations, anti-rust ...	0.04	-10.01%	0.36%	12.14%	13.37	20.00%	16.00%	16.00%	0.00%
292219	Amino-alcohols, their ethers and esters; salts thereof (other than those containing > one kind ...	0.00	-100.00%	-1.45%	5.20%	13.36	5.00%	0.00%	2.50%	0.00%
960200	Worked vegetable or mineral carving material and articles of these materials n.e.s; moulded ...	0.19	-7.51%	25.23%	12.52%	13.30	20.00%	16.00%	20.00%	0.00%
850140	AC motors, single-phase, of an output > 37,5 W	0.02	-11.97%	0.53%	1.33%	13.29	12.50%	10.50%	7.50%	0.00%

Code	Product	Pakistan's imports from the UK 2015	CAGR (2008-2015)			Pakistan's import potential 2015	Tariffs Applied by Pakistan on			
			Pakistan's imports from the UK	UK's exports to the world	Pakistan's imports from the world		UK	China	Malaysia	Sri Lanka
844332	Machines which only perform one of the functions of printing, copying or facsimile transmission, ...	1.19	10.19%	-4.08%	-0.41%	13.22	2.43%	1.57%	1.86%	0.00%
960910	Pencils and crayons, with leads encased in a rigid sheath	0.00	-21.59%	1.39%	25.69%	13.12	20.00%	16.00%	10.00%	5.00%
590390	Textile fabrics impregnated, coated, covered or laminated with plastics other than poly"vinyl ...	0.01	-8.30%	-5.81%	8.80%	13.08	20.00%	20.00%	20.00%	0.00%
300670	Gel preparations designed to be used in human or veterinary medicine as a lubricant for parts ...	0.01	-7.30%	-9.54%	49.61%	12.87	20.00%	16.00%	5.00%	0.00%
330499	Beauty or make-up preparations and preparations for the care of the skin (other than medicaments), ...	1.46	13.53%	2.25%	9.94%	12.83	20.00%	8.50%	6.67%	5.00%
840219	Vapour generating boilers, incl. hybrid boilers (excluding central heating hot water boilers ...	0.39	19.76%	-1.61%	26.60%	12.82	17.50%	13.25%	10.00%	0.00%
722540	Flat-rolled products of alloy steel other than stainless, of a width of >= 600 mm, not further ...	0.00	-100.00%	-23.68%	51.29%	12.81	10.00%	0.00%	0.00%	0.00%
847480	Machinery for agglomerating, shaping or moulding solid mineral fuels, ceramic paste, unhardened ...	0.00	-100.00%	2.29%	-3.88%	12.81	5.00%	0.00%	0.00%	0.00%
392350	Stoppers, lids, caps and other closures, of plastics	0.01	-8.30%	2.99%	6.69%	12.73	20.00%	20.00%	20.00%	20.00%
293349	Heterocyclic compounds with nitrogen hetero-atom[s] only, containing in the structure a quinoline ...	0.00	-	-27.20%	8.52%	12.70	5.00%	0.00%	0.00%	0.00%
391910	Self-adhesive plates, sheets, film, foil, tape, strip and other flat shapes, of plastics, in ...	0.12	-0.10%	-2.16%	-0.62%	12.61	15.50%	14.00%	14.00%	15.50%
392590	Building elements for the manufacture of floors, walls, partition walls, ceilings, roofs, etc., ...	0.01	-15.37%	-0.28%	49.79%	12.39	20.00%	20.00%	20.00%	20.00%
490700	Unused postage, revenue or similar stamps of current or new issue in the country in which they ...	0.00	-11.54%	4.30%	-14.63%	12.38	5.00%	0.00%	0.00%	0.00%

Code	Product	Pakistan's imports from the UK 2015	CAGR (2008-2015)			Pakistan's import potential 2015	Tariffs Applied by Pakistan on			
			Pakistan's imports from the UK	UK's exports to the world	Pakistan's imports from the world		UK	China	Malaysia	Sri Lanka
300610	Sterile surgical catgut, similar sterile suture materials, incl. sterile absorbable surgical ...	0.37	3.25%	4.47%	10.76%	12.35	7.50%	2.50%	2.50%	0.00%
847330	Parts and accessories of automatic data-processing machines or for other machines of heading ...	0.16	-16.68%	-11.87%	-2.31%	12.18	2.00%	0.00%	0.00%	0.00%
520851	Plain woven fabrics of cotton, containing >= 85% cotton by weight and weighing <= 100 g/m², ...	0.01	-	-3.21%	87.73%	12.18	20.00%	17.00%	0.00%	0.00%
640510	Footwear with uppers of leather or composition leather (excluding with outer soles of rubber, ...	0.00	14.72%	-1.76%	2.24%	12.14	20.00%	20.00%	20.00%	0.00%
701349	Glassware for table or kitchen purposes (excluding glass having a linear coefficient of expansion ...	0.00	-	10.26%	59.71%	12.06	20.00%	5.00%	5.00%	0.00%
381230	Anti-oxidising preparations and other compound stabilisers for rubber or plastics	0.22	0.35%	-4.25%	12.63%	12.04	5.00%	4.50%	0.00%	0.00%
392049	Plates, sheets, film, foil and strip, of non-cellular polymers of vinyl chloride, containing ...	0.07	-10.00%	2.72%	2.70%	12.02	20.00%	20.00%	20.00%	20.00%
760711	Aluminium foil, not backed, rolled but not further worked, of a thickness of <= 0,2 mm (excluding ...	0.00	-	-16.97%	5.94%	12.02	20.00%	20.00%	20.00%	0.00%
401410	Sheath contraceptives, of vulcanised rubber (excluding hard rubber)	0.00	-	-6.90%	11.53%	11.88	5.00%	0.00%	0.00%	0.00%
300439	Medicaments containing hormones or steroids used as hormones but not antibiotics, put up in ...	0.01	-28.83%	-5.60%	-7.34%	11.83	10.00%	5.00%	5.00%	0.00%
853690	Electrical apparatus for switching electrical circuits, or for making connections to or in ...	0.58	7.82%	-2.66%	-6.39%	11.81	11.67%	7.00%	10.00%	0.00%
391739	Flexible tubes, pipes and hoses, of plastics, reinforced or otherwise combined with other materials ...	0.17	23.01%	9.69%	7.23%	11.76	12.50%	12.50%	12.50%	12.50%
842890	Machinery for lifting, handling, loading or unloading, n.e.s.	0.10	-2.63%	3.59%	1.37%	11.76	25.00%	0.00%	23.33%	0.00%

Code	Product	Pakistan's imports from the UK 2015	CAGR (2008-2015)			Pakistan's import potential 2015	Tariffs Applied by Pakistan on			
			Pakistan's imports from the UK	UK's exports to the world	Pakistan's imports from the world		UK	China	Malaysia	Sri Lanka
600192	Pile fabrics of man-made fibres, knitted or crocheted (excluding "long pile" fabrics)	0.01	-7.88%	15.76%	64.54%	11.71	20.00%	16.00%	20.00%	0.00%
860719	Axles, for electrical purposes, and wheels and parts thereof for railway or tramway locomotives ...	0.00	-	-3.81%	13.92%	11.68	5.00%	0.00%	0.00%	0.00%
440799	Wood, sawn or chipped lengthwise, sliced or peeled, whether or not planed, sanded or end-jointed, ...	0.02	17.97%	-1.04%	10.80%	11.63	2.00%	0.00%	0.00%	0.00%
551612	Woven fabrics containing >= 85% artificial staple fibres by weight, dyed	0.00	-	4.06%	94.92%	11.63	15.00%	15.00%	15.00%	0.00%
390740	Polycarbonates, in primary forms	0.00	-	-1.85%	5.33%	11.38	5.00%	0.00%	0.00%	0.00%
851190	Parts of electrical ignition or starting equipment, generators, etc. of heading 8511, n.e.s.	0.01	-29.01%	-10.45%	31.28%	11.19	30.00%	30.00%	30.00%	0.00%
870840	Gear boxes and parts thereof, for tractors, motor vehicles for the transport of ten or more ...	0.02	9.72%	4.98%	19.15%	11.14	35.00%	35.00%	35.00%	35.00%
842720	Self-propelled trucks fitted with lifting or handling equipment, non-powered by an electric ...	0.22	-8.92%	-3.28%	-0.15%	11.11	5.00%	0.00%	0.00%	0.00%
848190	Parts of valves and similar articles for pipes, boiler shells, tanks, vats or the like, n.e.s.	0.44	-5.53%	-0.16%	-0.44%	11.08	10.00%	10.00%	5.00%	0.00%
151790	Edible mixtures or preparations of animal or vegetable fats or oils and edible fractions of ...	0.00	-	-8.33%	10.92%	11.04	6.31%	5.05%	5.05%	6.31%
310490	Camallite, sylvite and other crude natural potassium salts, potassium magnesium sulphate and ...	0.00	-	37.59%	-1.07%	11.02	2.00%	2.00%	0.00%	0.00%
150710	Crude soya-bean oil, whether or not degummed	0.00	-	-2.71%	10.01%	11.02	7.37%	5.90%	7.37%	0.00%
340490	Artificial waxes and prepared waxes (excluding poly"oxyethylene" [polyethylene glycol] waxes)	0.13	-7.89%	1.27%	4.72%	10.99	5.80%	3.80%	4.80%	0.00%

Code	Product	Pakistan's imports from the UK 2015	CAGR (2008-2015)			Pakistan's import potential 2015	Tariffs Applied by Pakistan on			
			Pakistan's imports from the UK	UK's exports to the world	Pakistan's imports from the world		UK	China	Malaysia	Sri Lanka
721933	Flat-rolled products of stainless steel, of a width of >= 600 mm, not further worked than cold-rolled ...	0.00	-100.00%	-5.27%	50.81%	10.95	5.00%	2.50%	2.50%	0.00%
180500	Cocoa powder, not containing added sugar or other sweetening matter	0.00	0.00%	-6.79%	21.20%	10.90	5.00%	0.00%	0.00%	0.00%
310559	Mineral or chemical fertilisers containing the two fertilising elements nitrogen (excluding ...	0.00	-	17.31%	43.10%	10.88	2.00%	2.00%	2.00%	0.00%
240120	Tobacco, partly or wholly stemmed or stripped, otherwise unmanufactured	0.00	-100.00%	11.74%	2.07%	10.88	5.00%	5.00%	0.00%	5.00%
844319	Printing machinery used for printing by means of plates, cylinders and other printing components ...	0.31	-0.70%	-3.83%	3.81%	10.87	5.00%	2.86%	2.86%	0.00%
291539	Esters of acetic acid (excluding ethyl, vinyl, n-butyl and dinoseb [ISO] acetates)	0.01	-13.97%	-5.58%	13.33%	10.87	5.00%	0.00%	0.00%	0.00%
842119	Centrifuges, incl. centrifugal dryers (excluding isotope separators, cream separators and clothes ...	0.04	-30.62%	9.50%	0.94%	10.55	10.00%	0.00%	0.00%	0.00%
560312	Nonwovens, whether or not impregnated, coated, covered or laminated, n.e.s., of man-made filaments, ...	0.00	-100.00%	8.40%	18.49%	10.49	15.00%	12.00%	0.00%	0.00%
390730	Epoxide resins, in primary forms	0.11	5.74%	-3.00%	4.22%	10.47	20.00%	20.00%	20.00%	20.00%
540761	Woven fabrics of yarn containing >= 85% by weight of non-textured polyester filaments, incl. ...	0.00	0.00%	-4.09%	32.38%	10.36	15.00%	15.00%	15.00%	0.00%
560394	Nonwovens, whether or not impregnated, coated, covered or laminated, n.e.s., weighing > than ...	0.00	-	-1.19%	37.31%	10.36	15.00%	12.00%	5.00%	0.00%
710812	Gold, incl. gold plated with platinum, unwrought, for non-monetary purposes (excluding gold ...	5.83	36.38%	-37.19%	-0.31%	10.35	2.53%	0.03%	0.00%	0.00%
901920	Ozone therapy, oxygen therapy, aerosol therapy, artificial respiration or other therapeutic ...	0.90	-5.70%	2.24%	2.05%	10.30	4.25%	0.00%	0.00%	0.00%

Code	Product	Pakistan's imports from the UK 2015	CAGR (2008-2015)			Pakistan's import potential 2015	Tariffs Applied by Pakistan on			
			Pakistan's imports from the UK	UK's exports to the world	Pakistan's imports from the world		UK	China	Malaysia	Sri Lanka
841381	Pumps for liquids, power-driven (excluding those of subheading 8413.11 and 8413.19, fuel, lubricating ...	0.28	-27.41%	-2.57%	-14.18%	10.29	12.50%	10.00%	10.00%	0.00%
845180	Machinery for dressing, finishing, coating or impregnating textile yarns, fabrics or other ...	0.14	-10.77%	-3.08%	3.58%	10.29	5.00%	0.00%	0.00%	0.00%
721420	Bars and rods, of iron or non-alloy steel, with indentations, ribs, grooves or other deformations ...	0.00	-100.00%	-24.76%	-6.39%	10.26	15.00%	10.50%	10.00%	0.00%
070200	Tomatoes, fresh or chilled	0.00	-	-0.83%	19.66%	10.22	2.00%	2.00%	0.00%	0.00%
842839	Continuous-action elevators and conveyors, for goods or materials (excluding those for underground ...	0.05	-17.86%	0.28%	-1.71%	10.18	5.00%	0.00%	0.00%	0.00%
848130	Check "non-return" valves for pipes, boiler shells, tanks, vats or the like	0.11	-4.72%	4.24%	6.95%	10.15	15.00%	12.00%	10.00%	0.00%
847170	Storage units for automatic data-processing machines	0.23	-1.17%	-3.61%	-9.80%	10.06	2.00%	0.29%	0.29%	0.00%
843850	Machinery for the industrial preparation of meat or poultry (excluding cooking and other heating ...	0.11	29.68%	4.53%	35.38%	10.05	5.00%	0.00%	0.00%	0.00%

Table 16: Pakistan's merchandise imports from the UK with greater than \$10 million trade potential (HS 06), 2015



8th Floor, Dawood Centre, M. T. Khan Road, Karachi, Pakistan.

Telephone: +92-21 35630528-29 Fax: +92-21 35630530 Website: www.pbc.org.pk