

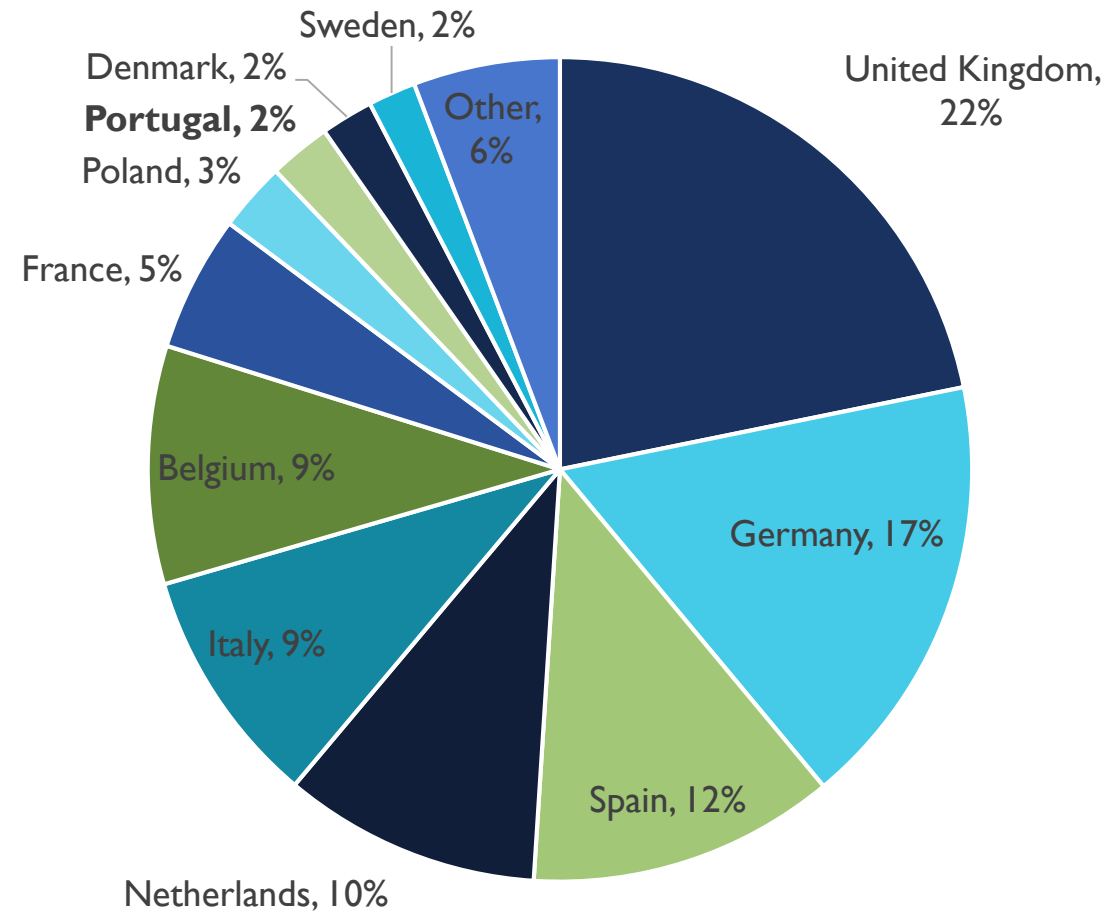


PORTUGAL – PAKISTAN TRADE



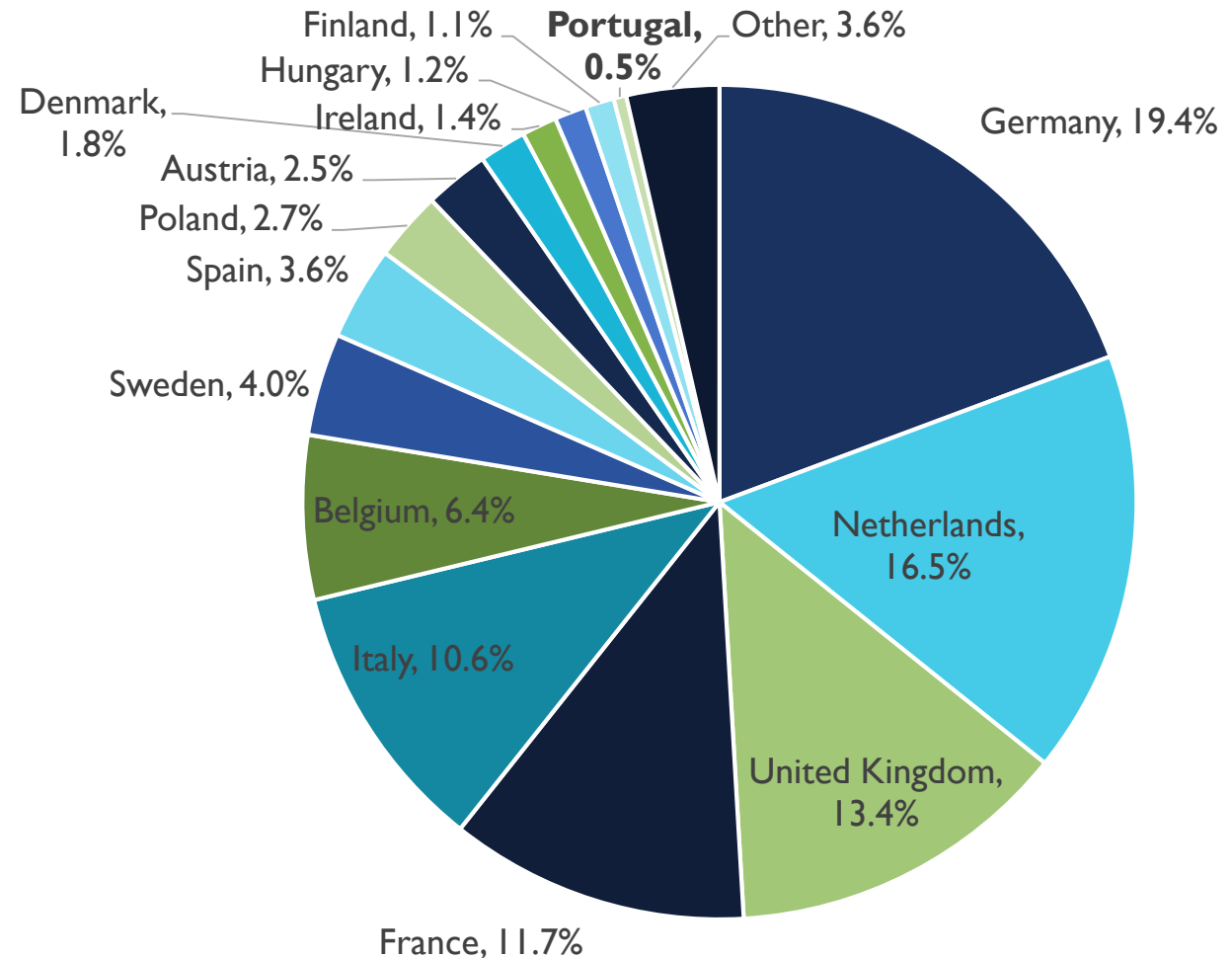
PAKISTAN'S EXPORTS TO THE EU(28), 2017

- EU is Pakistan's largest export market representing 34% of exports.
- Portugal accounted for 2% of total EU exports from Pakistan in 2017.

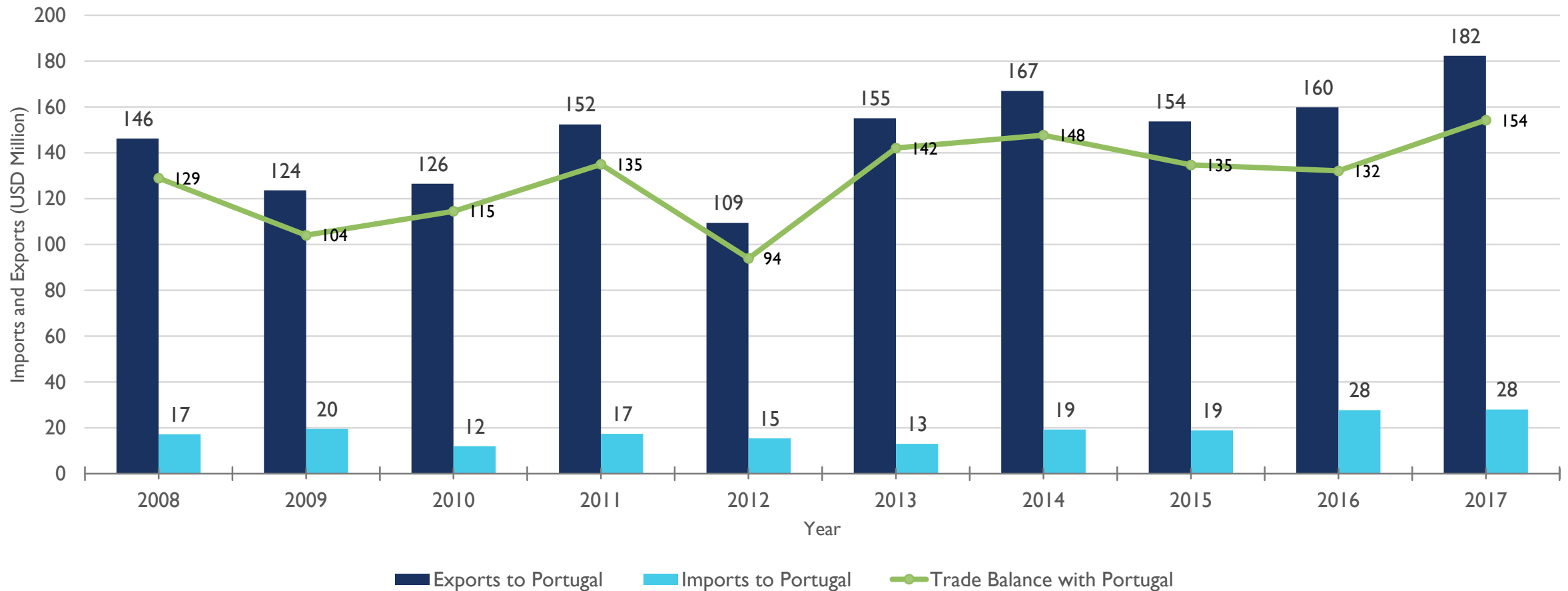


PAKISTAN'S IMPORTS FROM THE EU(28), 2017

- EU is Pakistan's 3rd largest import partner after China and UAE.
- Imports from the EU stood at \$5.72 billion in 2017.
- Portugal accounts for 0.5% of Pakistan's imports from the EU and 0.04% of total imports from the world.



PAKISTAN PORTUGAL TRADE TRENDS



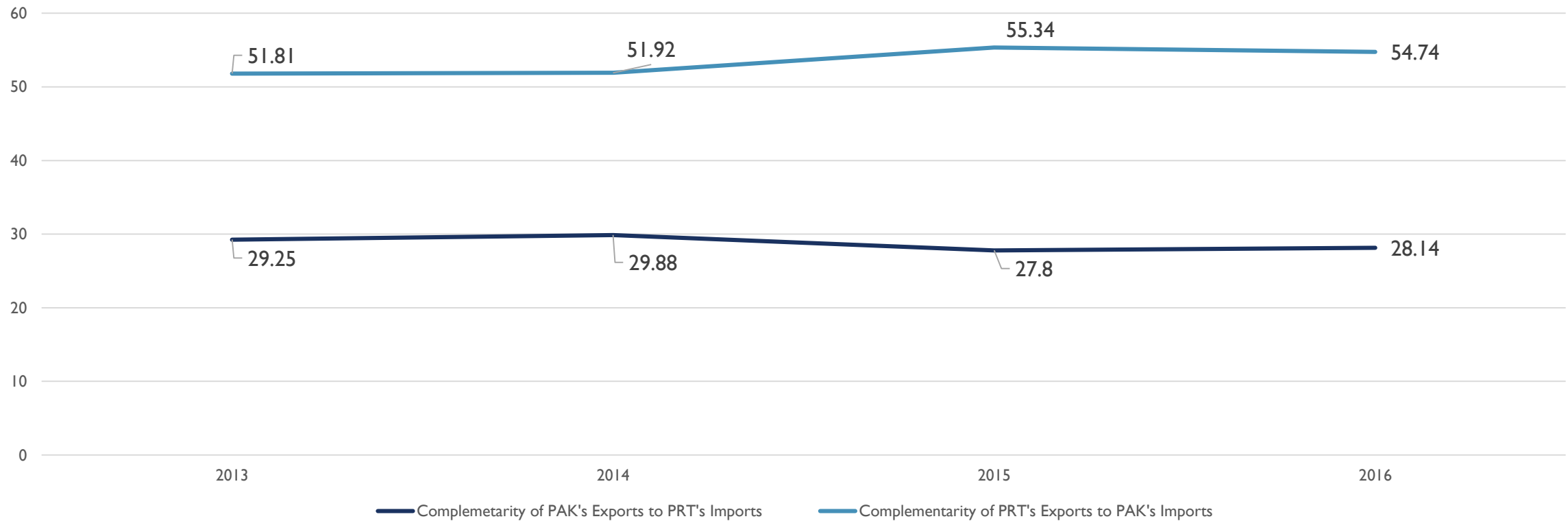
PAKISTAN'S TOP 10 EXPORTS TO PORTUGAL

HS CODE	DESCRIPTION	EXPORT VALUE 2015 (US\$)	EXPORT VALUE 2016 (US\$)	EXPORT VALUE 2017 (US\$)
520812	Plain woven fabrics of cotton, containing >= 85% cotton by weight	25,242,000	26,776,000	29,380,000
520522	Single cotton yarn, of combed fibres, containing >= 85% cotton by weight	5,032,000	5,329,000	13,973,000
520532	Multiple "folded" or cabled cotton yarn, of uncombed fibres,	7,442,000	11,189,000	13,492,000
520512	Single cotton yarn, of uncombed fibres, containing >= 85% cotton by weight	11,135,000	8,558,000	11,632,000
550953	Yarn containing predominantly, but < 85% polyester staple fibres by weight,	14,176,000	10,990,000	11,476,000
520819	Woven fabrics of cotton, containing >= 85% cotton by weight	7,709,000	6,962,000	10,946,000
520513	Single cotton yarn, of uncombed fibres, containing >= 85% cotton by weight	2,700,000	6,342,000	6,174,000
520919	Woven fabrics of cotton, containing >= 85% cotton by weight	1,458,000	1,837,000	6,156,000
521011	Plain woven fabrics of cotton, containing predominantly, but < 85% cotton by weight	5,872,000	6,685,000	6,057,000
521211	Woven fabrics of cotton, containing predominantly, but < 85% cotton by weight	4,616,000	5,698,000	4,356,000

PAKISTAN'S TOP 10 IMPORTS FROM PORTUGAL

HS CODE	DESCRIPTION	IMPORT VALUE 2015 (US\$)	IMPORT VALUE 2016 (US\$)	IMPORT VALUE 2017 (US\$)
270730	Xylol "xylenes" containing > 50% of xylenes (excluding chemically defined)	6,248,000	6,472,000	11,133,000
550130	Filament tow as specified in Note 1 to chapter 55, acrylic or modacrylic	6,009,000	7,086,000	2,471,000
290230	Toluene	0	1,918,000	1,677,000
550630	Acrylic or modacrylic staple fibres, carded, combed or otherwise processed for spinning	0	0	1,510,000
850213	Generating sets with compression-ignition internal combustion piston engine	0	0	1,309,000
550330	Acrylic or modacrylic staple fibres, not carded, combed	0	0	1,107,000
480262	Uncoated paper and paperboard, of a kind used for writing, printing	656,000	1,074,000	1,099,000
300490	Medicaments consisting of mixed or unmixed products	0	688,000	882,000
850212	Generating sets with compression-ignition internal combustion piston engine	0	22,000	788,000
720449	Waste and scrap of iron or steel	180,000	317,000	786,000

TRADE COMPLIMENTARITY



Pakistan's Theoretical Potential for Additional Exports to Portugal, 2017

Top 10 Potential Products (HS 06)

HS CODE	DESCRIPTION	ACTUAL EXPORTS IN 2017 (US\$)	POTENTIAL EXPORTS IN 2017 (US\$)
901890	Instruments and appliances used in medical, surgical or veterinary sciences, n.e.s.	1,893,000	201,255,000
610910	T-shirts, singlets and other vests of cotton, knitted or crocheted	16,000	171,900,000
620342	Men's or boys trousers, bib and brace overalls, breeches and shorts, of cotton	2,818,000	170,732,000
620462	Women's or girls trousers, bib and brace overalls, breeches and shorts of cotton	1,027,000	137,463,000
020110	Carcases or half-carcases of bovine animals, fresh or chilled	0	110,284,000
390761	Polyethylene terephthalate", in primary forms, having a viscosity number of ≥ 78 ml/g	0	90,265,000
410712	Grain splits leather "incl. parchment-dressed leather", of the whole hides and skins of bovine	1,872,000	86,064,000
481159	Paper and paperboard, surface-coloured, surface-decorated or printed, coated, impregnated	0	81,069,000
610990	T-shirts, singlets and other vests of textile materials, knitted or crocheted (excluding cotton)	89,000	78,639,000
070190	Fresh or chilled potatoes (excluding seed)	0	74,370,000

Pakistan's Theoretical Potential for Additional Imports from Portugal, 2017

Top 10 Potential Products (HS 06)

HS CODE	DESCRIPTION	ACTUAL IMPORTS IN 2017 (US\$)	POTENTIAL IMPORTS IN 2017 (US\$)
890800	Vessels and other floating structures for breaking up	0	556,433,000
300490	Medicaments consisting of mixed or unmixed products for therapeutic or prophylactic purposes	882,000	367,253,000
870323	Motor cars and other motor vehicles principally designed for the transport of persons	0	340,747,000
860210	Diesel-electric locomotives	0	207,812,000
870322	Motor cars and other motor vehicles principally designed for the transport of persons	0	203,110,000
390120	Polyethylene with a specific gravity of $\geq 0,94$, in primary forms	0	200,206,000
870422	Motor vehicles for the transport of goods, with compression-ignition internal combustion piston	0	140,404,000
390110	Polyethylene with a specific gravity of $< 0,94$, in primary forms	0	133,733,000
853710	Boards, cabinets and similar combinations of apparatus for electric control or the distribution	2,000	132,207,000
721049	Flat-rolled products of iron or non-alloy steel, of a width of ≥ 600 mm	0	130,637,000