


# PAKISTAN – NETHERLANDS TRADE (CY – 2022)

The Pakistan Business Council



# TRADE OVERVIEW – 2022

## EXPORTS

1<sup>ST</sup>

Largest Export Destination in the EU (\$1.8Bn)

4<sup>TH</sup>

Largest Export Destination in the World

## IMPORTS

2<sup>ND</sup>

Largest Import Source in the EU (\$0.7Bn)

21<sup>ST</sup>

Largest Import Source in the World

## GROWTH

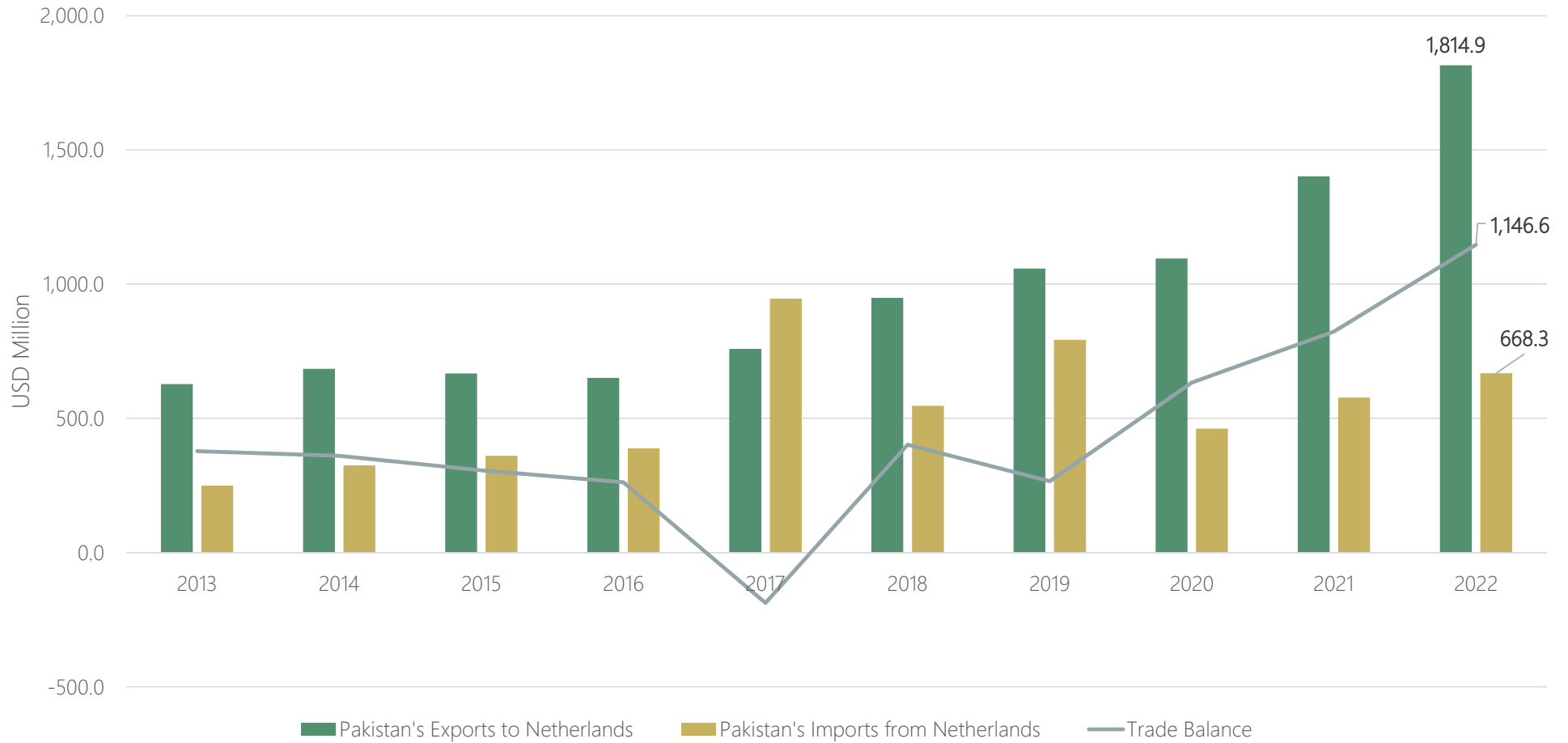
91.3%

Growth in Export Value in last 5 years

22.2%

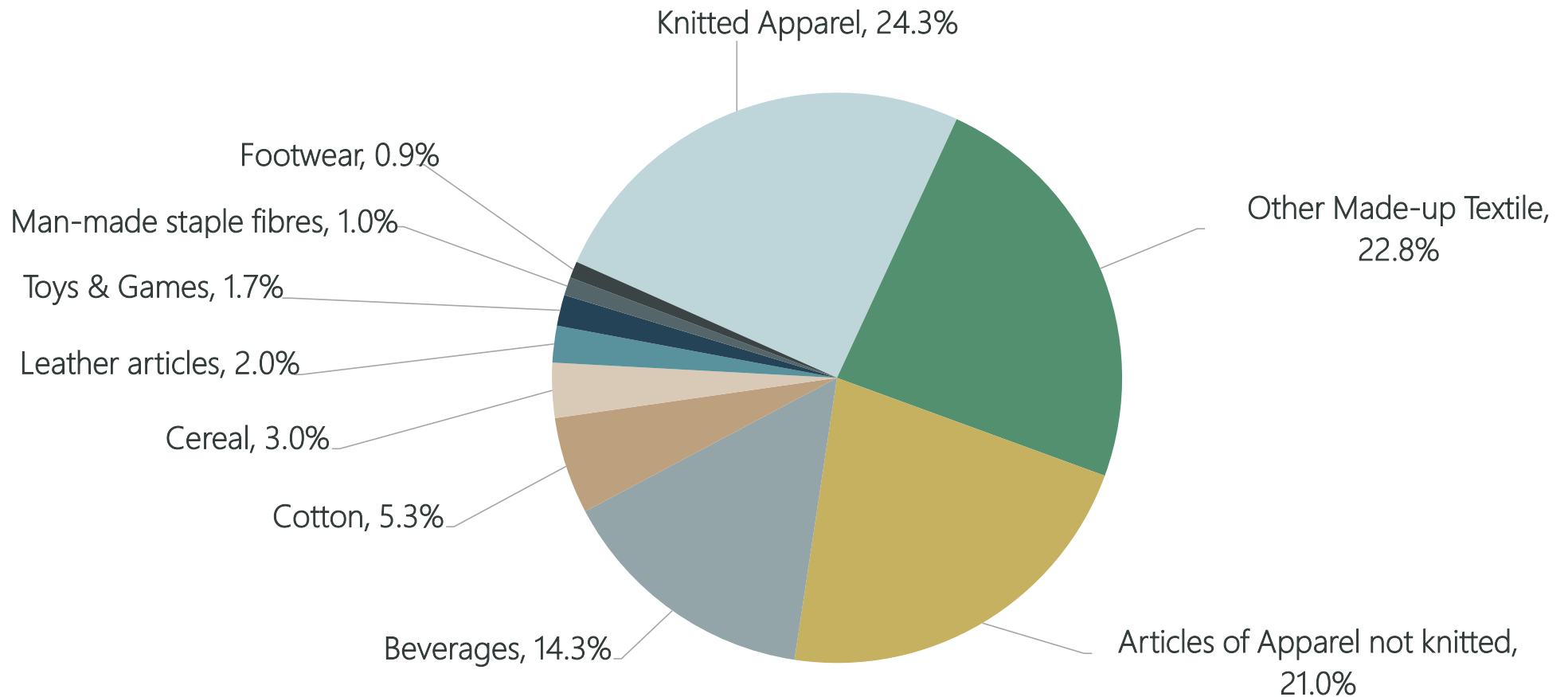
Growth in Import Value in last 5 years

# PAKISTAN NETHERLANDS BILATERAL TRADE



Source: ITC Trade Map

## PAKISTAN'S TOP 10 EXPORT PRODUCTS TO THE NETHERLANDS (2022) (HS-02)



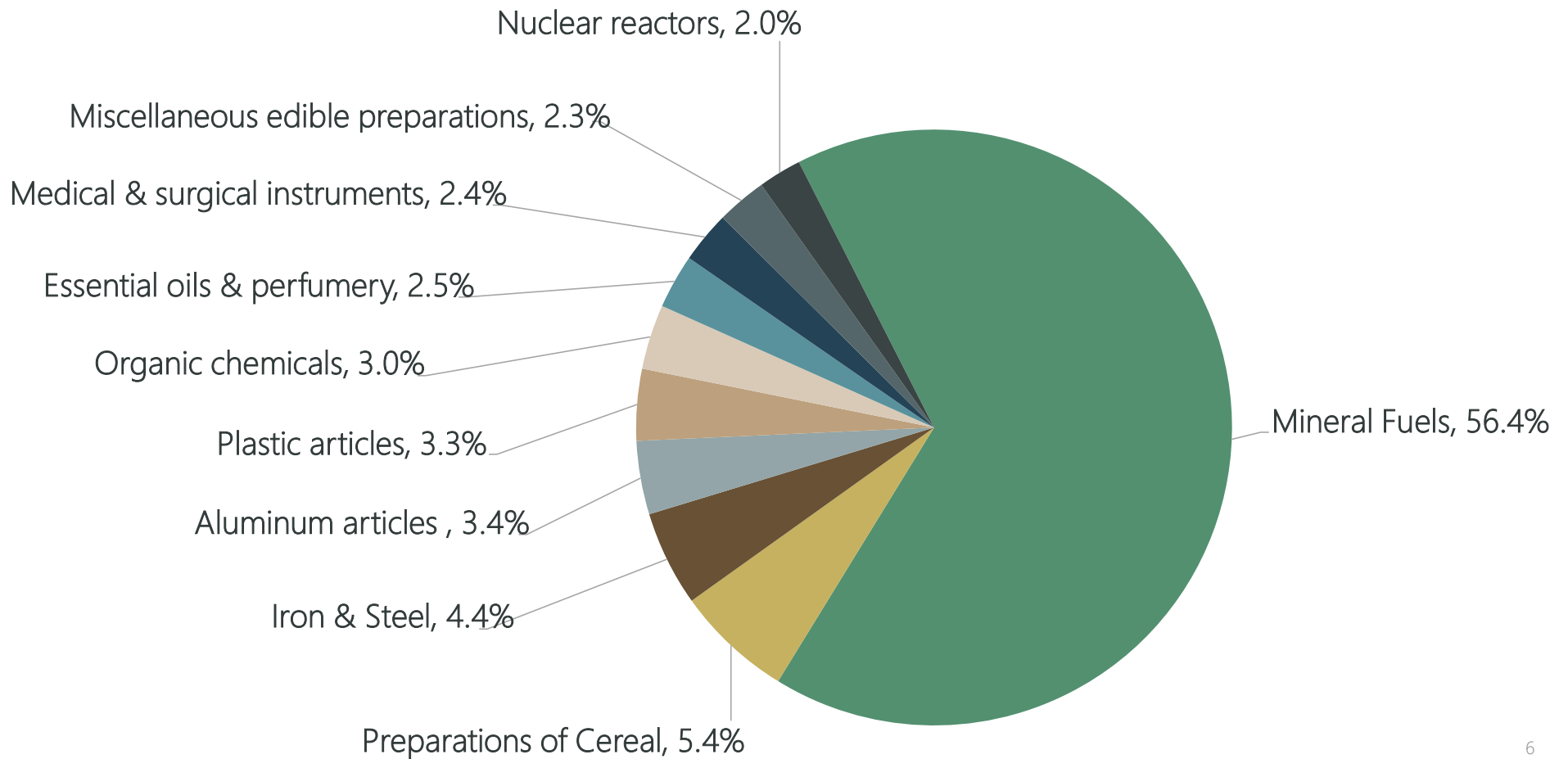
Source: ITC Trade Map

## PAKISTAN'S TOP 10 EXPORT PRODUCTS TO THE NETHERLANDS (2022) (HS-06)

Code	Product Label	2018 (\$ Mn)	2022 (\$ Mn)	CAGR (%)
220710	Undenatured ethyl alcohol, of actual alcoholic...	37.15	258.90	47.4%
620322	Men's or boys' ensembles of cotton...	119.36	229.34	14.0
630231	Bedlinen of cotton ...	89.61	114.19	5.0
630210	Bedlinen, knitted or crocheted	76.21	111.76	8.0
630260	Toilet linen and kitchen linen, of terry towelling ...	47.49	93.35	14.5
620342	Men's or boys' trousers, bib and brace...	25.42	65.33	20.8
611595	Full-length or knee-length stockings, socks ...	38.52	43.77	2.6
630239	Bedlinen of textile materials (excl. of cotton ...	31.90	41.01	5.2
611090	Jerseys, pullovers, cardigans, waistcoats ...	10.33	40.12	31.2
610711	Men's or boys' underpants and...	45.95	30.46	-7.9

Source: ITC Trade Map

## PAKISTAN'S TOP 10 IMPORT PRODUCTS FROM THE NETHERLANDS (2022) (HS-02)



Source: ITC Trade Map

## PAKISTAN'S TOP 10 IMPORT PRODUCTS FROM THE NETHERLANDS (2022) (HS-06)

Code	Product Label	2018 (\$ Mn)	2022 (\$ Mn)	CAGR (%)
271012	Light oils and preparations, of petroleum ...	188.10	375.46	14.8
190110	Food preparations for infant use, put up for retail...	43.70	31.77	-6.2
760200	Waste and scrap, of aluminium ...	10.39	22.80	17.0
720449	Waste and scrap of iron or steel ...	6.57	19.04	23.7
210690	Food preparations, n.e.s.	15.84	15.58	-0.3
040210	Milk and cream in solid forms ...	0.48	11.99	90.7
070110	Seed potatoes	4.15	11.27	22.1
293723	Oestrogens and progestogens	7.18	11.22	9.3
630900	Worn clothing and clothing accessories, blankets ...	6.17	8.12	5.6
400211	Styrene-butadiene rubber latex "SBR"; ...	2.38	7.15	24.6

Source: ITC Trade Map

# Theoretical Export Potential of **\$1.3 Bn**



## Textile Products

USD 625 Million

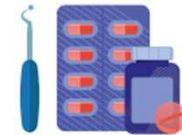
Bedlinen ,Gloves,  
Trousers, T-shirts,  
Jerseys & Toilet  
Linen



## Agricultural Products

USD 144 Million

Rice, Mangoes,  
Citrus, Guavas,  
Bananas, Onions &  
Dates



## Surgical Products

USD 70 Million

Medical Appliances  
and Instruments



# Theoretical Import Potential of **\$705 Mn**



Waste & Scrap  
of Iron/Steel

USD 76 Million

Flat-rolled products  
of iron/steel  
(alloyed and &  
not-alloyed)



Machineries  
& Vehicles

USD 52 Million

Nuclear reactors,  
Transformers, Tractors,  
Trucks & Vehicles



Surgical &  
Pharmaceutical  
Products

USD 94 Million

Medicaments,  
human/animal blood,  
Needles, X-ray apparatus  
& Artificial body parts.



THANK YOU