



Market Access Series 2024-25

# Pakistan- Afghanistan Bilateral Trade & Afghanistan's Trade with Other Regional Countries

May 2025

---

# **Pakistan-Afghanistan Bilateral Trade & Afghanistan's Trade with Other Regional Countries**

May 2025

The Pakistan Business Council (PBC)

# Acknowledgments

---

**Team Leader:**

Samir S. Amir

**Lead Researcher:**

Abdul Shakoor

# Disclaimer

---

The findings, interpretations and conclusions expressed do not necessarily reflect the views of the Board of Directors and Members of the Pakistan Business Council or the companies they represent.

Any conclusions and analysis based on the data from ITC Trade Map, UNCTAD, World Bank, and Pakistan Bureau of Statistics (PBS) are the responsibility of the author(s) and do not necessarily reflect the opinion of these agencies. Although every effort has been made to cross-check and verify the authenticity of the data, the Pakistan Business Council, or the author(s), do not guarantee the data included in this work. All data and statistics used are correct as of 17<sup>th</sup> October, 2024, and may be subject to change.

For any queries or feedback regarding this report, please contact [samir@pbc.org.pk](mailto:samir@pbc.org.pk) or [abdul.shakoor@pbc.org.pk](mailto:abdul.shakoor@pbc.org.pk)

## Acknowledgment

The Pakistan Business Council (PBC) would like to acknowledge the support provided by the Sarhad Chamber of Commerce & Industry (SCCI) in arranging access for personal interviews with the various stakeholders in Peshawar. These interactions were instrumental in helping the authors better understand the dynamics of Pakistan-Afghanistan Bilateral Trade as well as the opportunities and challenges in trade with the Central Asian Republics.

At the SCCI, a special thanks to Mr. Fazal Moqem Khan, President SCCI & Mr. Sohail Anjum Senior Manager R&D.

# The Pakistan Business Council: An Overview:

---

The Pakistan Business Council (PBC) is a research-based business advocacy platform established in 2005. It is now supported by over 100 private sector local and multinational businesses with significant investment in, and long-term commitment to sustainable growth of the country. They come from 14 countries, have leading roles in 17 major sectors of the formal economy, generate 40% of annual exports, contribute a third of Pakistan's total tax revenues and employ three million. Their combined sales represent every 9<sup>th</sup> Rupee of Pakistan's GDP.

PBC's major objectives are to advocate policies that lead to creation of jobs, value-added exports and reduction in import reliance through improved competitiveness of manufacturing, services and the agriculture sectors. It also promotes formalization of the economy.

PBC's over-arching theme, "**Make-in-Pakistan**" consists of three pillars: "**Grow More/Grow Better**", "**Make More/Make Better**" and "**Serve More/Serve Better**." Its evidence-based advocacy is backed by over a hundred studies to date through its full-time research team, supplemented by collaborative research with renowned industry experts and economists. Through its Centre of Excellence in Responsible Business (CERB), PBC works to build capacity and capability of businesses beyond its membership, to adopt high environmental, social and governance standards. PBC holds conferences, seminars and webinars to facilitate the flow of relevant information to all stakeholders in order to help create an informed view on the major issues faced by Pakistan. Through its presence in Islamabad and Karachi, it works closely with relevant government departments, ministries, regulators and institutions, as well as other stakeholders including professional bodies, to develop consensus on major issues impacting the economy.

PBC is a pan-sectoral, not-for-profit, Section 42 entity. It is not a trade body; therefore, it does not advocate for any specific business sector. Rather, its key advocacy thrust is on easing barriers that thwart competitiveness of businesses in Pakistan. Further information on the PBC is available on: [www.pbc.org.pk](http://www.pbc.org.pk).

## The PBC's Founding Objectives

---

- To provide for the formation and exchange of views on any question connected with the conduct of business in and from Pakistan.
- To conduct, organize, set up, administer and manage campaigns, surveys, focus groups, workshops, seminars and fieldwork for carrying out research and raising awareness in regard to matters affecting businesses in Pakistan.
- To acquire, collect, compile, analyze, publish and provide statistics, data analysis and other information relating to businesses of any kind, nature or description and on opportunities for such businesses within and outside Pakistan.
- To promote and facilitate the integration of businesses in Pakistan into the World economy and to encourage in the development and growth of Pakistani multinationals.
- To interact with governments in the economic development of Pakistan and to facilitate, foster and further the economic, social and human resource development of Pakistan.

# The PBC Member Companies





# The PBC Affiliates

---



# Table of Contents

<b>Executive Summary</b> .....	<b>1</b>
<b>Objective of the Study</b> .....	<b>8</b>
<b>Limitation of Data for the Study</b> .....	<b>8</b>
<b>Chapter: 1 Overview of Afghanistan</b> .....	<b>10</b>
1.1 Cultural Background .....	10
1.2 History.....	10
1.3 Economic Activity After the Taliban Takeover .....	10
1.4 Demographic Outlook of Afghanistan.....	11
1.5 Economic outlook .....	14
1.6 Global Rankings .....	17
<b>Chapter: 2 Pakistan, Afghanistan Bilateral Trade</b> .....	<b>20</b>
2.1 Pakistan, Afghanistan Bilateral Trade an Overview .....	20
2.2 Pakistan Product and Category-Wise Trade with Afghanistan .....	21
2.3 Pakistan Category-Wise Trade with Afghanistan.....	23
<b>Chapter: 3 Afghanistan's Global Trade</b> .....	<b>25</b>
3.1 Afghanistan's Global Trade Overview .....	25
3.2 Afghanistan Trade with Bordering Countries .....	26
3.3 Afghanistan's Trade Patterns with Bordering Countries.....	26
3.4 Country-Wise Trade pattern of Afghanistan with Bordering Countries .....	27
3.5 Products and Category-Wise Afghan Trade with Bordering Countries .....	27
3.5.1 Afghanistan Products and Category-Wise Trade with Pakistan .....	27
3.5.2 Afghanistan's Products and category Wise Trade with Tajikistan.....	30
3.5.3 Afghanistan's Products and category Wise Trade with Iran .....	33
3.5.4 Afghanistan's Products and category Wise Trade with Uzbekistan .....	36
<b>Chapter: 4 Afghanistan Trade with Key Non-bordering Regional Countries</b> .....	<b>41</b>
4.1 Afghanistan Trade Overview with Other Key Regional Countries .....	41
4.2 Country-Wise Trade pattern of Afghanistan with Key Non-Bordering Regional Countries .....	41
4.2.1 Afghanistan's Products and category Wise Trade with China.....	42
4.2.2 Afghanistan's Products and category Wise Trade with Kazakhstan.....	45
4.2.3 Afghanistan's Products and category Wise Trade with India.....	48
4.2.4 Afghanistan's Product and category Wise Trade with Turkey.....	51
4.2.5 Afghanistan's Products and Category Wise Trade with United Arab Emirates .....	54
<b>Chapter: 5 Common Products Imported by Afghanistan</b> .....	<b>59</b>
5.1 Afghanistan Major Imports from Pakistan and Border/Non-Border Countries .....	59
<b>Chapter: 6 Promoting Pakistan Afghanistan Bilateral Trade</b> .....	<b>64</b>
6.1 Input from Relevant Stakeholders .....	64
6.2 Opportunities and Challenges in Pakistan-Afghanistan Bilateral Trade .....	65
6.3 Transit Trade Route to Central Asia.....	66
6.4 Trade Route Between Pakistan and Afghanistan .....	66
6.5 Challenges in Bilateral Trade .....	69
<b>Chapter: 7 Policy Recommendations</b> .....	<b>72</b>
<b>References</b> .....	<b>75</b>
<b>Annexure</b> .....	<b>77</b>

# List of Tables

<b>Table 1-1:</b> Afghanistan – Key Demographic Indicators 2023 Vs. 2022 .....	12
<b>Table 1-2:</b> Afghanistan- Key Economic Indicators 2022 vs. 2023 .....	14
<b>Table 1-3</b> Afghanistan – Global Indicators Score and Rankings .....	18
<b>Table 2-1:</b> Pakistan, Afghanistan Trade Overview and CAGR .....	20
<b>Table 2-2:</b> Pakistan’s Top 25 Exports to Afghanistan .....	21
<b>Table 2-3:</b> Pakistan’s Top 25 Imports from Afghanistan .....	22
<b>Table 3-1:</b> Afghanistan’s Global Trade Overview and CAGR.....	25
<b>Table 3-2:</b> Afghanistan’s Trade with Bordering Countries, Trade Overview and CAGR .....	26
<b>Table 3-3:</b> Afghanistan’s Trade with bordering Countries .....	27
<b>Table 3-4:</b> Afghanistan’s Top 25 Product Exports to Pakistan .....	28
<b>Table 3-5:</b> Afghanistan’s Top 25 Product Imports from Pakistan .....	29
<b>Table 3-6:</b> Afghanistan’s Top 25 Product Exports to Tajikistan .....	31
<b>Table 3-7:</b> Afghanistan’s Top 25 Product Imports from Tajikistan.....	32
<b>Table 3-8:</b> Afghanistan’s Top 25 Product Exports to Iran.....	34
<b>Table 3-9:</b> Afghanistan’s Top 25 Product Imports from Iran.....	35
<b>Table 3-10:</b> Afghanistan’s Top 25 Product Exports to Uzbekistan .....	37
<b>Table 3-11:</b> Afghanistan’s Top 25 Product Imports from Uzbekistan .....	38
<b>Table 4-1:</b> Afghanistan’s Trade with Key Non-Bordering Regional Countries .....	41
<b>Table 4-2:</b> Afghanistan’s Top 25 Product Exports to China.....	42
<b>Table 4-3:</b> Afghanistan’s Top 25 Product Imports from China.....	43
<b>Table 4-4:</b> Afghanistan’s Top 25 Product Exports to Kazakhstan.....	45
<b>Table 4-5:</b> Afghanistan’s Top 25 Product Imports from Kazakhstan.....	46
<b>Table 4-6:</b> Afghanistan’s Top 25 Product Exports to India .....	48
<b>Table 4-7:</b> Afghanistan’s Top 25 Product Imports from India.....	49
<b>Table 4-8:</b> Afghanistan’s Top 25 Product Exports to Turkey .....	51
<b>Table 4-9:</b> Afghanistan’s Top 25 Product Imports from Turkey .....	52
<b>Table 4-10:</b> Afghanistan’s Top 25 Product Exports to United Arab Emirates .....	55
<b>Table 4-11:</b> Afghanistan’s Top 25 Product Imports from United Arab Emirates .....	56
<b>Table 5-1</b> Afghanistan Top 50 Products Imports from Pakistan and Border/Non-Border Regional Countries.....	60

# List of Figures

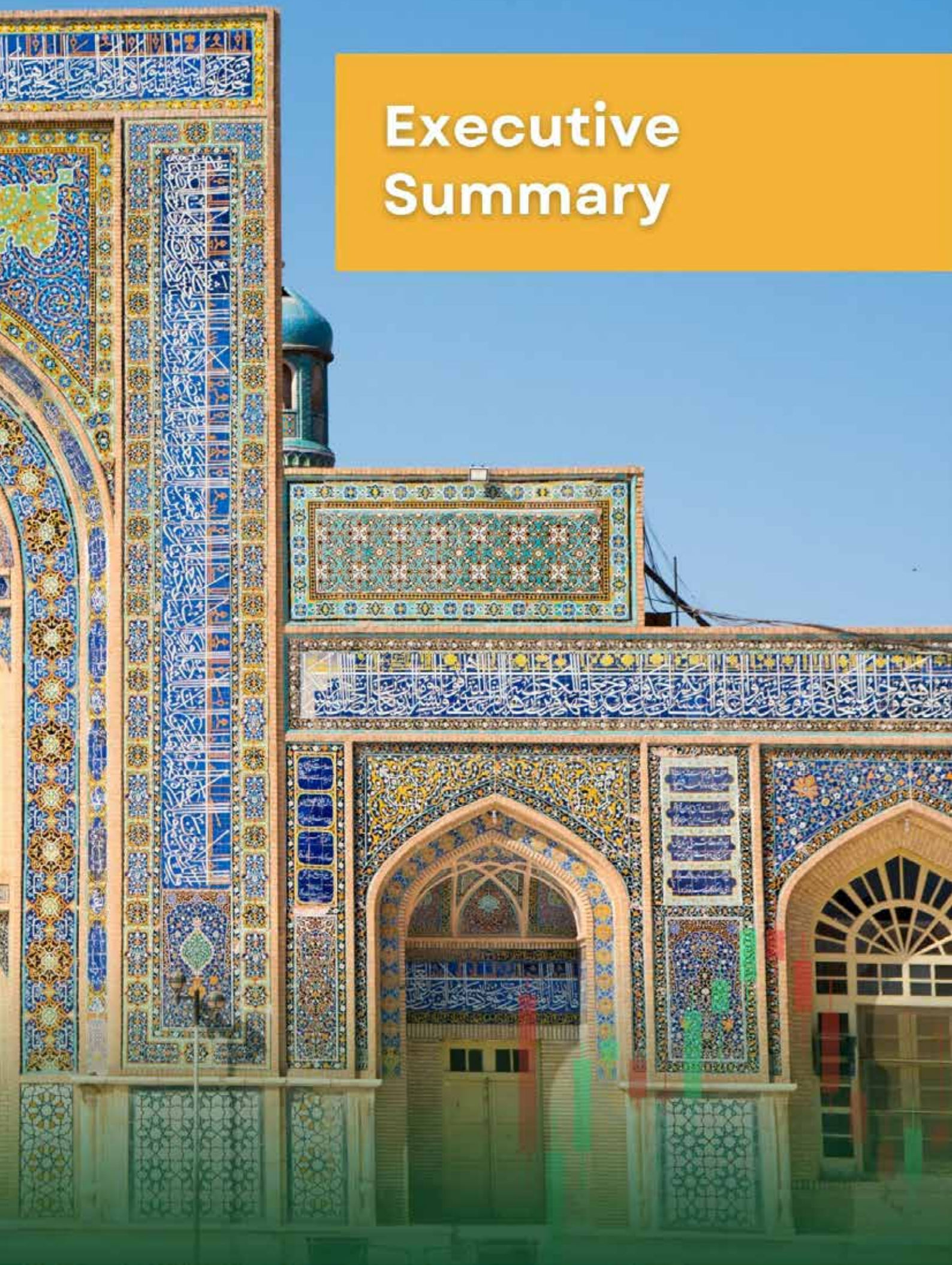
<b>Figure 1-1</b> Afganistan Map.....	11
<b>Figure 1-2:</b> Population and Population Growth (%) of Afghanistan from 2014 to 2023 .....	12
<b>Figure 1-3:</b> Population Distribution (%) of Afghanistan in 2023 .....	13
<b>Figure 1-4:</b> Rural Urban Distribution of Afghanistan between 2014 & 2023.....	13
<b>Figure 1-5:</b> Net Migration of Afghanistan for Selected Years (2008 to 2023).....	14
<b>Figure 1-6:</b> Sector wise Contribution to the GDP of Afghanistan in 2022 .....	15
<b>Figure 1-7:</b> GDP and GDP Per Capita of Afghanistan from 2014 to 2023.....	15
<b>Figure 1-8:</b> Inflation Rate (%) of Afghanistan from 2014 to 2023 .....	16
<b>Figure 1-9:</b> Real Interest Rate (%) for Afghanistan from 2014 to 2023 .....	16
<b>Figure 1-10:</b> FDI Net Inflow into Afghanistan from 2014 to 2021.....	17
<b>Figure 1-11</b> Unemployment Rate of Afghanistan from 2014 to 2023 .....	17
<b>Figure 2-1:</b> Trade Overview Pakistan and Afghanistan.....	20
<b>Figure 3-1:</b> Afghanistan’s Global Trade .....	25
<b>Figure 3-2:</b> Afghanistan’s Trade with its Bordering Countries .....	26

# Acronyms

---

<b>B2B</b>	Business-to-Business
<b>CAGR</b>	Compound Annual Growth Rate
<b>CAREC</b>	Central Asia Regional Economic Cooperation
<b>FDI</b>	Foreign Direct Investment
<b>FRED</b>	Federal Reserve Economic Data
<b>FTA</b>	Free Trade Agreements
<b>IDC</b>	Infrastructure Development CESS
<b>IRS</b>	Internal Revenue Service
<b>ITC</b>	International Trade Center
<b>NTBs</b>	Non-Tariff Barriers
<b>PBS</b>	Pakistan Bureau of Statistics
<b>PTA</b>	Preferential Trade Agreements
<b>SEZ</b>	Special Economic Zone
<b>UNCTAD</b>	United Nation Conference on Trade and Development
<b>WDI</b>	World Development Indicators

# Executive Summary



# Executive Summary

## Study Objectives

Afghanistan is an important neighbor of Pakistan, it however, has unfortunately been in turmoil for the past 5-decades severely impacting Pakistan's development especially in its western provinces which border Afghanistan.

Peace and prosperity in Afghanistan are imperative for peace and prosperity in Pakistan. This study from the Pakistan Business Council (PBC) looks at trade and investment as a means for bringing peace and prosperity in the region. Trade promotion being the primary objective, this study analyzes Pakistan-Afghanistan's bilateral trade; Afghanistan's trade with its neighbors and Afghanistan's trade with other important countries in the region i.e., India, China, Turkey, Kazakhstan and the United Arab Emirates (UAE).

Not only is there potential for growing Pakistan-Afghanistan bilateral trade, Afghanistan can also become a major transit route for trade between Pakistan and the Central Asia Republics.

## 1: Introduction to Afghanistan

### ■ Cultural and Historical Context

Afghanistan is a culturally rich and diverse nation with a Muslim-majority population and comprising various ethnic groups. The country has a long-recorded history, marked by significant events such as invasions by Alexander the Great, the Mongols, the British, and the Soviet Union, along with political shifts from monarchy to the current Taliban regime.

### ■ Demographic Outlook of Afghanistan (2022-2023)

#### (i). Population Growth and Urbanization

Afghanistan's population increased from 41.13 million in 2022 to 42.24 million in 2023, reflecting a growth rate of 2.67%. The urban population grew by 0.43 million, reaching 11.38 million, while the majority (30.86 million) continues to reside in the rural areas.

#### (ii). Vital Statistics and Life Expectancy

The birth rate slightly decreased from 30.31 to 29.68 per 1,000 population in 2023 while the death rate also showed a decline. The fertility rate dropped from 3.99 to 3.85 births per woman. Life expectancy at birth slightly improved from 65.63 years in 2022 to 65.97 years in 2023.

### ■ Economic Outlook of Afghanistan (2022-2023)

#### (i) GDP and Economic Growth

Afghanistan's GDP decreased slightly from \$14.18 billion in 2022 to \$13.92 billion in 2023. The country faced a negative growth rate of -6.75% in 2023, compared to -6.24% in the previous year. GDP per capita also declined from \$396 in 2022 to \$361 in 2023.

#### (ii) Inflation and the Trade Balance

Inflation experienced a significant shift, dropping from 10.6% in 2022 to -7.71% in 2023. The trade balance also improved, with a reduction in the deficit from -\$6.68 billion in 2022 to -\$3.33 billion in 2023.

## Overview of Pakistan-Afghanistan Bilateral Trade

This report analyzes Afghanistan's trade with Pakistan as well as Afghanistan's trade with other bordering and non-bordering regional countries. It lists the top product categories, the specific product exports and imports for each trading partner with Afghanistan.

Pakistan and Afghanistan maintain a strong bilateral trade relationship focused mainly on essential goods. Pakistan primarily exports food products, cement, pharmaceuticals, textiles, and manufactured items to Afghanistan. On the other hand, Afghanistan exports fresh and dried fruits, vegetables, and minerals to Pakistan. Over the 2020-2024 period, Pakistan's exports to Afghanistan increased steadily, achieving a Compound Annual Growth Rate (CAGR) of 7.55%, having risen from \$852.31 million in 2020 to \$1,140.17 million in 2024. In contrast, Pakistan's imports from Afghanistan were more variable, peaking at \$880.07 million in 2023 before dropping to \$566.44 million in 2024. Pakistan's imports from Afghanistan have shown a more moderate CAGR of 4.87% over the 2020 -24 period.

## 2: Trade Relations Between Afghanistan and Pakistan (FY' 2024)

In Financial year 2024, Afghanistan's trade with Pakistan has shown an upward trend with specific high-demand products and dominant sectors in both directions.

- **Afghanistan's Exports to Pakistan:** The largest export of Afghanistan to Pakistan was cotton, valued at \$120.32 million. Cotton is vital for Pakistan's textile industry, and despite a decrease in imports from Afghanistan in recent years, it remains a major commodity. **Onions and shallots** ranked second among Afghanistan's exports, with a value of \$72.91 million.
- **Pakistan's Exports to Afghanistan:** Pakistan's largest export to Afghanistan was rice, with a total value of \$277.51 million. This includes various types of rice such as Basmati (\$81.76 million) and other varieties (\$195.75 million). Another key export is **cement**, particularly **Portland cement** used for construction, with exports reaching \$65.92 million.
- **Category Analysis: (Exports and Imports by Major Categories)** The largest export category from Pakistan to Afghanistan in FY'24 was cereals, totaling \$348.80 million, with rice and maize leading the category. The **pharmaceutical products** category followed at \$129.89 million, featuring essential medicaments such as vitamins, hormones, and antibiotics. **Edible vegetables and certain roots**, including potatoes and tomatoes, contributed \$74.73 million to the export value.
- On the import side, **Edible Vegetables and Certain Roots** is the largest import category for Pakistan in its trade with Afghanistan, and which was valued at \$183.58 million, primarily driven by onions, tomatoes, and chickpeas. **Cotton** is the second-largest import category at \$120.36 million, while **mineral fuels and oils**, including coal and LPG, contributed \$120.01 million to imports.

## 3: Afghanistan's Trade Overview with Other Border Countries

### (Iran, Tajikistan, Uzbekistan)

In the second part of this study, we examine Afghanistan's trade, focusing on export and import patterns with border countries other than Pakistan, these include Iran, Tajikistan, and Uzbekistan,

- **Afghanistan's Trade with Tajikistan:** In 2023, Afghanistan's total exports to Tajikistan were worth \$ 42.22 million. The top Afghan export to Tajikistan was of fresh tropical fruits, such as tamarinds, lychees, and passion fruit, valued at \$1.30 million.
- Afghanistan's total imports from Tajikistan in 2023 were worth \$80.67 million. The primary import from Tajikistan in 2023 was electrical energy, valued at \$57.04 million. Portland cement followed at \$13.99 million, with wheat flour ranked third at \$3.47 million.

- **Afghanistan's Trade with Iran:** In 2022, Afghanistan's total exports to Iran were worth \$34.17 million. The leading export to Iran was sunflower seeds, valued at \$4.26 million, a significant increase from \$2.58 million in 2021. Unwrought lead followed, with exports worth \$3.35 million, marking a recovery after a lack of recorded exports in 2020 and 2021. On the other side, Afghanistan's total imports from Iran in 2022 were \$1,556.44 million. The largest import from Iran in 2022 was light oils and petroleum, valued at \$281.22 million, followed by medium oils at \$100.67 million.
- **Afghanistan's Trade with Uzbekistan:** In 2022 Afghanistan's total exports to Uzbekistan were worth \$11.30 million. Cotton was Afghanistan's leading export to Uzbekistan, valued at \$1.72 million, growing from \$1.12 million in 2021. Fresh or dried almonds followed with \$1.07 million in exports, showing a significant increase from just \$0.07 million in 2021. Afghanistan's total imports from Uzbekistan in 2022 were worth \$541.21 million. The primary import from Uzbekistan was wheat or meslin flour, totaling \$268.53 million, slightly lower than \$281.01 million in 2021.

### Afghanistan's Category Wise Trade with Border Countries excluding Pakistan

- Afghanistan's trade with its border countries excluding Pakistan shows significant sectoral diversity. In 2023, edible fruits and nuts were Afghanistan's top export to Tajikistan, valued at \$1.64 million, mainly comprising tamarinds and jackfruit, while the largest import from Tajikistan was mineral fuels and oils at \$60.39 million, primarily electrical energy, followed by salt, sulfur, earths, and stone (mainly cement) at \$14.00 million.
- In trade with Iran, Afghanistan's primary export in 2022 was oil seeds and oleaginous fruits worth \$11.72 million, followed by coffee, tea, maté, and spices at \$3.81 million. Imports from Iran were led by mineral fuels and oils, totaling \$556.88 million, with plastics and articles thereof as the second-largest import at \$162.28 million.
- In trade with Uzbekistan, Afghanistan's leading export category was edible fruits and nuts at \$2.05 million, featuring almonds and dried apricots, followed by cotton exports valued at \$1.98 million, which was primarily uncarded cotton. Afghanistan's top import category from Uzbekistan was products of the milling industry, mostly wheat or meslin flour, valued at \$268.80 million, followed by mineral fuels and oils totaling \$150.25 million, including electrical energy.

## 4: Trade Relations with Non-Border Regional Countries

### (China, Kazakhstan, India, Turkey, UAE)

This section looks at Afghanistan's trade relations with key non-border regional countries.

- **Afghanistan's Trade with China:** In 2023, Afghanistan's total exports to China were worth \$64.00 million. In 2023, fresh or dried pine nuts were Afghanistan's leading export to China, valued at \$57.24 million, a substantial increase from \$34.22 million in 2022. On the import side, Afghanistan's total imports from China were worth \$1,269.78 million. Afghanistan's primary import from China was commodities not elsewhere specified, amounting to \$306.45 million in 2023, a huge rise from \$2.00 million in 2022.
- **Afghanistan's Trade with Kazakhstan:** In 2023, Afghanistan's total exports to Kazakhstan were worth \$31.15 million. The leading export to Kazakhstan was waters, including mineral and aerated, valued at \$14.48 million, a significant increase from \$3.06 million in 2022 and \$0.79 million in 2021. Afghanistan's total imports from Kazakhstan in 2023 were worth \$615.51 million. The major imports from Kazakhstan were wheat or meslin flour, which totaled \$368.02 million in 2023, though this marked a decrease from \$554.40 million in 2022.
- **Afghanistan's Trade with India:** In 2023, Afghanistan's total exports to India were worth \$666.15 million. The top exports to India were led by lac, natural gums, and resins (\$155.76 million), followed by fresh or dried figs (\$149.50 million) & dried grapes (\$82.17 million). In 2023 Afghanistan's total imports from India were worth \$362.34 million. The main imports from India in 2023 were pharmaceutical products (\$88.15 million), articles of apparel and clothing accessories (\$44.08 million) and man-made staple fibers (\$30.58 million).
- **Afghanistan's Trade with Turkey:** In 2023, Afghanistan's total exports to Turkey were worth \$31.15 million. Afghanistan's top exports to Turkey were led by dried apricots (\$7.49 million). In 2023, Afghanistan's total imports

from Turkey were worth \$256.41 million. Imports were led by sunflower-seed or safflower oil and their fractions (\$19.93 million).

- **Afghanistan's Trade with the UAE:** In 2022, Afghanistan's total exports to the United Arab Emirates (UAE) were worth \$9.48<sup>Est</sup> million. The leading exports were gold, valued at \$9.10 million, despite significant declines from previous years (\$418.94 million in 2021 and \$540.32 million in 2020). On other side, Afghanistan's total imports from the UAE were worth \$1,254.38<sup>Est</sup> million. The top imports from the UAE in 2022 were led by cigarettes containing tobacco, worth \$347.01 million.

## Afghanistan's Category Wise Trade with Non-Border Regional Countries

- Afghanistan's trade with non-border regional countries in 2023 displayed diverse sectoral engagement. Exports to China were led by edible fruits and nuts, reaching \$60.72 million, primarily pine nuts (\$57.24 million) and dried apricots (\$3.32 million), while commodities not elsewhere specified represented Afghanistan's top import from China at \$306.45 million, significantly up from \$2 million in 2022.
- Exports to Kazakhstan featured beverages, spirits, and vinegar as the leading category, with \$16.35 million in exports, mainly comprising flavored waters (\$14.48 million). Afghanistan's largest import category from Kazakhstan was products of the milling industry, totaling \$368.46 million, primarily wheat or meslin flour (\$368.02 million).
- In its trade with India, Afghanistan's primary exports included edible fruits and nuts (\$366.20 million), lac, gums, and resins (\$155.76 million), and coffee, tea, maté, and spices (\$63.01 million). Afghanistan's imports from India featured pharmaceutical products (\$88.15 million) and apparel (\$44.08 million).
- Exports to Turkey were also strong in edible fruits and nuts (\$13.55 million), oil seeds and oleaginous fruits (\$4.96 million), and raw hides and skins (\$4.23 million), while imports were focused on electrical machinery and equipment (\$31.44 million) and machinery and mechanical appliances (\$22.96 million).
- Trade with the United Arab Emirates featured Afghanistan's exports of edible fruits and nuts (\$13.83 million), including dried grapes, almonds, and figs. Imports from the UAE were largely in tobacco and manufactured tobacco products, reaching \$360.27 million.

## 5: Common Products Imported by Afghanistan for Multiple Trading Partners

This section examines opportunities for Pakistan to expand its exports to Afghanistan by analyzing goods produced domestically but not being exported in significant volumes to Afghanistan. We compare Pakistan's production capabilities with exports from both border countries (Tajikistan, Iran, Uzbekistan) and non-border regional countries (China, India, Kazakhstan, Turkey, and UAE) to identify overlapping product categories. A detailed review of Afghanistan's top 50 imported products highlights potential areas for Pakistan to replace imports from other sources.

- In 2023, Afghanistan's top five imports included wheat or meslin flour at \$381.72 million, primarily from Kazakhstan (\$368.02 million) with smaller contributions from Pakistan. Palm oil ranked second at \$330.17 million, with limited imports from Pakistan.
- Commodities not elsewhere specified were third at \$312.59 million, largely from China (\$306.45 million), while Pakistan's contribution was minimal at \$0.004 million.
- Imports of food preparations totaled \$126.97 million, with Pakistan contributing \$84.90 million. Medicaments amounted to \$117.06 million, with Pakistan supplying \$55.69 million.

## 6: Input from Relevant Stakeholders

- After interviewing various stakeholders and traders, it is evident that Pakistan has substantial opportunities to expand its exports to Afghanistan and to the Central Asian countries, leveraging the transit trade route through Afghanistan.
- In the Central Asian Republics, as per respondents, products in high demand include mango juice, meat, cereals, and pharmaceutical items which present significant potential for growth. Strengthening trade agreements, improving transport infrastructure, and streamlining customs and payment procedures can help unlock these markets.
- Pakistan and Afghanistan share a vital trade relationship, but several challenges hinder the full potential of this economic partnership. Key issues include the 2% Infrastructure Development (IDC) imposed by the KP government on Pakistani exporters, which raises export costs and reduces competitiveness.

- Limited formal banking channels due to international sanctions imposed on the Afghan government is leading to reliance on informal systems like hawala thereby increasing both financial costs and risks.
- Respondents suggested formalizing payment channels and enhancing financial transparency through digital platforms and direct banking agreements which can address payment-related concerns. By implementing these measures, the respondents were confident that Pakistan can enhance its exports, strengthen trade ties with Afghanistan, and gain greater access to Central Asian markets.
- Moreover, exporters face logistical difficulties due to poor infrastructure, complex customs procedures, and security concerns along trade routes, further complicating cross-border trade. They also complained that the trucking industry was dominated by small informal operators which mostly operate as a cartel.

## 6.1 Issues in Bilateral Trade between Pakistan and Afghanistan

### i. Common Issue Identified by Traders

- **Valuation of Imports from Afghanistan:** Though a number of items were identified by traders as being prone to valuation disputes between importers and Customs in Pakistan, the case of hand-made carpets was flagged as an important example. Exports from Pakistan of hand-made carpets have significantly decreased in recent months. Most carpet exports from Pakistan are of hand knotted carpets made either by Afghans residing in Pakistan or these carpets are imported in semi-finished form from Afghanistan. The recent action against Afghans residing in Pakistan has led to Afghan weavers in Pakistan also returning to Afghanistan, carpet exports thus are mostly dependent on imports of semi-finished carpets from Afghanistan. Currently the major issue pointed out by carpet exporters is the valuation rates for semi-finished carpets and unnecessary harassment at the border.

### ii. Other Issues in Bilateral Trade Issues

- **Geographical Advantage Not Utilized:** Bilateral trade between Pakistan and Afghanistan was once higher, with Pakistan exporting 80 percent and importing 20 percent. Pakistan has the capacity to supply everything from high value goods to common necessities. However, Pakistan has not fully capitalized on this opportunity. In 2012, Pakistan's exports to Afghanistan reached around 1.5 billion dollars, but they have declined since then.
- **Frequent Border Closures:** Despite being neighbors and having a history of conflict, Pakistan has never stopped trading with India, even during times of war. However, frequent closures of the Pakistan-Afghanistan border, affecting both pedestrian movement and trade, have majorly disrupted businesses. Since the border is the only trade route, any closure directly impacts trade.
- **Decades old Ties between Traders on both sides of the border are weakening:** In the private sector, businesses rely on mutual trust to place orders and deliver goods, in some cases these ties go back generations. When trade is frequently disrupted, as has happened in Pakistan-Afghanistan bilateral trade; this has led to major losses to traders on both sides of the border. These disruptions lead to weakening in trade ties. This is especially true when it comes to perishable commodities. Traders on both sides of the border who deal in perishable commodities are increasingly looking towards other buyers and suppliers,

### iii. Lack of formal payment channels are a major hinderance:

- Currently there is no formal mechanism for settling export and import payments between the central banks in both countries. This increases the risk in trade as there is a lot of physical movement of cash at the border. This also encourages the use of illegal payment channels leading to a loss of foreign exchange for the country.

### iv. Logistics Problems at the Border

- **Lack of Infrastructure at the border:** The infrastructure at the border between Pakistan and Afghanistan has become a significant bottleneck for trade, particularly for perishable goods. The lack of space for additional containers results in prolonged delays, causing substantial losses to traders dealing in fresh fruits, vegetables, and other time-sensitive products. Inadequate storage and clearance facilities further exacerbate the problem, leading to spoilage and increased costs for exporters and importers. Since Torkham serves as a crucial trade route, these inefficiencies hinder the smooth flow of goods, negatively impacting bilateral trade.

#### v. Delays at the border:

- **Multi-Agency Clearance Delays:** At the Torkham border, it is not just Customs that regulate trade; multiple agencies are involved. Even after clearing customs and completing all formalities, security agencies conduct additional checks, causing delays and negatively impacting trade efficiency.

#### vi. Political and Bureaucratic Inefficiencies

- **Political Tensions Disrupt Trade:** The eruption of frequent political disputes between Pakistan and Afghanistan further complicates trade relations. For instance, during the grape season, Pakistan increased tariffs by 15%, leading to significant losses for Afghan farmers as their products went to waste. In retaliation, Afghanistan raised tariffs on Pakistani products. These ongoing political tit-for-tat continue to harm traders, producers, and farmers on both sides. Improving political relations, Customs system, and law and order would not only enhance bilateral trade but also open access to Central Asian markets, reducing Pakistan's dependence on other countries for exports.

#### vii. Perishable Exports

- **Trade Barriers & Delays:** Police interference, border delays, and arbitrary closures result in perishable goods being wasted, causing financial losses. The export of fresh meat to Afghanistan, requires ensuring timely delivery. However, local delays, police interference for speed money, and border holdups negatively impact trade.
- **Policy Disruptions:** In one particular case, a court case led to an order halting meat export to Afghanistan after a judge was misinformed that exports were causing local price hikes. The ban lasted for three months, financially ruining many traders. Later, a food secretary admitted the mistake and allowed exports to resume, but by then, the exporters had lost a lucrative trade channel as Afghan importers had started sourcing meat from other countries.

#### viii. Trade Policy Inconsistency:

- When the tomato export season started. Pakistan did not allow the export of tomatoes, which led to significant financial losses for small businessmen. In some cases, tomatoes were even discarded from the mountains of Torkham due to the inability to export them to Afghanistan. These losses were a direct result of the Pakistani government's decision to halt tomato exports at the border. This restriction prevented traders from delivering their products to Afghanistan. If such issues continue to disrupt trade between Pakistan & Afghanistan, it will become increasingly difficult for Pakistan to maintain trade relations with Afghanistan. Meanwhile, other neighboring and non-neighboring countries will find it easier to access the Afghan market.

## 7. Policy Recommendations

### 1. Reduction & Rationalization of Infrastructure Development CESS (IDC)

- The high value of the Infrastructure Development CESS (IDC) imposed by the Khyber Pakhtunkhwa (KP) government increases costs for exporters, making Pakistani products less competitive. This IDC is levied on the value of the consignment and becomes a significant number for value added products. The KP government should consider reducing or rationalizing the IDC to align with regional trade policies and ensure Pakistani goods remain price-competitive in Afghanistan and Central Asia.
- A structured dialogue between exporters and government authorities is needed to assess the impact of IDC and explore alternative revenue-generation mechanisms that do not burden exporters.

### 2. Enhancing Formal Banking and Payment Channels

- The lack of formal banking channels forces traders to rely on informal systems like Hawala, which increases financial risks and costs. Pakistan & Afghanistan need to work on establishing direct payment channels.
- Digital payment platforms can be explored to enhance transparency, reduce financial irregularities, and ensure secure transactions. The State Bank of Pakistan (SBP) should consider alternate methods to facilitate cross-border financial transactions through formal mechanisms such as bilateral currency exchange agreements and trade financing options.

### 3. Revitalizing the Handmade Carpet Industry

- The government can provide incentives to Afghan carpet weavers to stay and work in Pakistan, these can include work permits, business facilitation services, and improved living conditions, to prevent further migration of skilled artisans.
- A special economic zone (SEZ) for carpet manufacturing can be established, offering tax benefits, low-cost production facilities, and export subsidies to revive Pakistan's handmade carpet exports and compete with Turkey in the global market.

### 4. Establishing a Trade Credit Guarantee Scheme

- To restore confidence among Afghan traders and prevent them from shifting to other markets, Pakistan should consider introducing a Trade Credit Guarantee Scheme. This scheme would provide financial security for Pakistani traders by ensuring compensation for losses incurred due to trade disruptions, such as border closures or policy shifts.
- Through this "Trade Credit Guarantee Scheme", Pakistani banks, in collaboration with government institutions, can offer credit insurance and risk mitigation measures, allowing Pakistani traders to conduct business without fear of financial loss. Additionally, formalizing mutual credit agreements through regulated banking channels will reduce reliance on informal systems, strengthening Pakistan's trade ties with Afghanistan.

### 5. Infrastructure Development at Border Crossings

- The Torkham border and other trade routes suffer from congestion, delays, and poor logistics, particularly due to a lack of storage space for perishable goods. Immediate investments are required in cold storage facilities, container handling terminals, and dedicated trade terminals as opposed to the current hybrid system of using the border for both trade and visitors to improve efficiency.
- Public-private partnerships (PPPs) should be encouraged to develop modern border infrastructure, ensuring faster clearance and reducing wastage of agricultural and food imports and exports.

### 6. Simplification of Customs Procedures and Trade Facilitation

- Complex and time-consuming customs clearance procedures significantly delay shipments. Digitization of customs processes, pre-clearance mechanisms, should be implemented to streamline documentation and reduce clearance times
- Joint border management initiatives between Pakistan and Afghanistan should be developed to improve coordination between Customs authorities, reducing unnecessary inspections and delays.

### 7. Strengthening Trade Agreements and Market Access

- Pakistan should negotiate preferential trade agreements (PTAs) or Free Trade Agreements (FTAs) with Afghanistan and Central Asian countries to enhance market access for high-demand products such as mango juice, meat, cereals, and pharmaceuticals.
- Trade delegations and business-to-business (B2B) matchmaking events should be conducted to promote Pakistani exports and establish long-term commercial partnerships with Afghanistan and countries in Central Asia.

## Objective of the Study

---

The objective of this study is to conduct an analysis of Afghanistan's trade, with special emphasis on Afghanistan's trade with its neighbors including Pakistan. Afghanistan shares extensive trade relationships not just with border countries such as Pakistan, Iran, Tajikistan, Uzbekistan but countries in the wider region such as China, India, Kazakhstan, Turkey and the UAE. The core objective of this study is to identify products that Pakistan produces but has been unable to export to Afghanistan in significant quantities. Similarly, the Study aims to identify Afghan exports to regional countries with the aim of boosting bilateral Pakistan Afghanistan trade as well as regional trade.

## Limitation of Data for the Study

---

This study explores Afghanistan's trade relations with Pakistan and with both its other bordering and non-bordering regional countries. The study focuses on other border nations Tajikistan, Iran, Uzbekistan, and Turkmenistan, as well as on top five regional countries i.e., China, Kazakhstan, India, Turkey, and the United Arab Emirates (UAE). However, there are key data limitations that affect the scope and accuracy of our analysis. Although Turkmenistan is one of Afghanistan's bordering countries, reliable trade data for Turkmenistan from 2019 to 2023 is not available, and therefore, it has been excluded from this study.

In our analysis, data inconsistencies between reporting sources have also been addressed through selective base-year adjustments. Specifically, FY '2024 data for Pakistan's trade with Afghanistan has been taken from the Pakistan Bureau of Statistics (PBS) to provide the most recent and relevant information. In contrast, data for Tajikistan, China, Kazakhstan, India, and Turkey is based on 2023 calendar year figures sourced from the International Trade Center (ITC). Furthermore, since 2023 trade data for Iran, Uzbekistan, and the UAE is unavailable on the ITC website, we have used data for the 2019 to 2022 period to estimate trade in 2023, this has been done to maintain consistency and comparability in the analysis.

Another significant limitation is the absence of Afghanistan's reported trade data on the ITC platform, this restricts our ability to fully assess Afghanistan's reported export and import numbers. For the purpose of this report, we have used "mirror data" which is trade data that has been reported by Afghanistan's bilateral trade partners. Despite these limitations, the selected base years and the reliance on mirror data, this report provides a structured approach to understanding the trade dynamics between Afghanistan and its regional trading partners.

## Chapter 1

# Overview of Afghanistan



## Chapter: 1

# Overview of Afghanistan

### 1.1 Cultural Background

The Islamic Republic of Afghanistan / The Islamic Emirate of Afghanistan (Afghanistan) is a culturally rich and diverse nation where religion plays a central role in daily life. The majority of Afghans are Muslims, with Sunni Islam being the dominant sect, along with a significant Shia Muslim minority. The country is home to two official languages: Dari, a Persian dialect widely spoken in urban areas and used in government, and Pashto, predominantly spoken in the south and east. In addition to these, ethnic minorities contribute to the linguistic diversity with languages like Uzbek, Turkmen, and Balochi. Afghanistan's population is made up of various ethnic groups, including Pashtuns, Tajiks, Hazaras, and Uzbeks.

### 1.2 History

Afghanistan's history dates back to around 7000 B.C., with the region undergoing numerous transitions over the centuries. In 330 B.C., Alexander the Great conquered Afghanistan, introducing Greek culture and language. Later, in the 13th century, the Mongols under Genghis Khan invaded the region. In 1747, Pashtun leaders convened a council known as a Loya Jirga, which marked the establishment of the Afghan kingdom (National Geographic, 2024).

During the 19th and 20th centuries, Afghanistan clashed with the British in three wars, ultimately achieving victory in 1919. This led to the formation of an independent monarchy in 1921. In 1978, the People's Democratic Party of Afghanistan (PDPA) came to power, triggering a series of events that transformed the country from a largely peaceful state into a hub for conflict and terrorism. The PDPA's rule led to a civil war, as Afghan fighters, known as the mujahedin, rebelled against the government. Soviet forces invaded Afghanistan in 1979, remaining until their withdrawal in 1989. Civil unrest persisted, culminating in the collapse of the PDPA regime in 1992 (National Geographic, 2024).

In 2001, after the September 11 terrorist attacks in the United States, the U.S. and its allies launched military operations in Afghanistan, resulting in the overthrow of the Taliban regime in December 2001 (National Geographic, 2024).

In August 2021, the US forces withdrew from Afghanistan leading to Afghanistan once again being governed by the Taliban

### 1.3 Economic Activity After the Taliban Takeover

Afghanistan faces severe economic challenges, worsened by an influx of returning refugees—over 600,000 from Pakistan since late 2023 and similar numbers from Iran—adding to this number is the unemployment of half a million former opium field laborers after the Taliban's narcotics ban. Women's employment has declined by 25% since the Taliban takeover due to restrictions on their work and movement. While the Taliban have stabilized some economic indicators like exports and the value of the currency, deflation, frozen central bank assets, and declining foreign aid hinder growth, with the World Bank projecting zero growth in the coming years.

Public services, particularly health, water, and sanitation, have deteriorated due to funding shortages, sanctions, and restrictions on women workers. Preventable illnesses have risen, water access has dropped significantly, and bureaucratic delays affect essential documents.

Figure 1-1 Afghanistan Map



Source: National Geographic Maps

Afghanistan is situated in Central Asia, bordered by Iran to the west and Pakistan to the east. The country's landscape is dominated by towering mountains and arid deserts. The rugged mountain peaks are snow-covered for much of the year, making them difficult to traverse.

A significant number of Afghans reside in the fertile valleys nestled between the mountains, where they cultivate crops and rear livestock. However, only about 20 percent of Afghanistan's land is suitable for farming.

Summers in the region are typically hot and dry, while winters are extremely cold, particularly in areas north of the Hindu Kush, a prominent mountain range in the eastern part of the country near Pakistan and Tajikistan.

Afghanistan's mountain passes have historically served as critical pathways for travelers crossing Asia. The country was a vital part of the Silk Road, an ancient trade route that connected China, Central Asia, India, and Europe, facilitating commerce and cultural exchanges for over 2000 years (National Geographic, 2024).

## 1.4 Demographic Outlook of Afghanistan

The demographic indicators presented in the table below offer an overview of Afghanistan's population trends between 2022 and 2023. Key observations include:

Afghanistan's population increased from 41.13 million in 2022 to 42.24 million in 2023, reflecting a population growth rate of 2.67% in 2023, up from 2.53% in the previous year, while both urban and rural populations grew, urban population increased by 0.43 million to 11.38 million, indicating a shift towards urbanization. However, majority of the population (30.86 million) resides in rural areas.

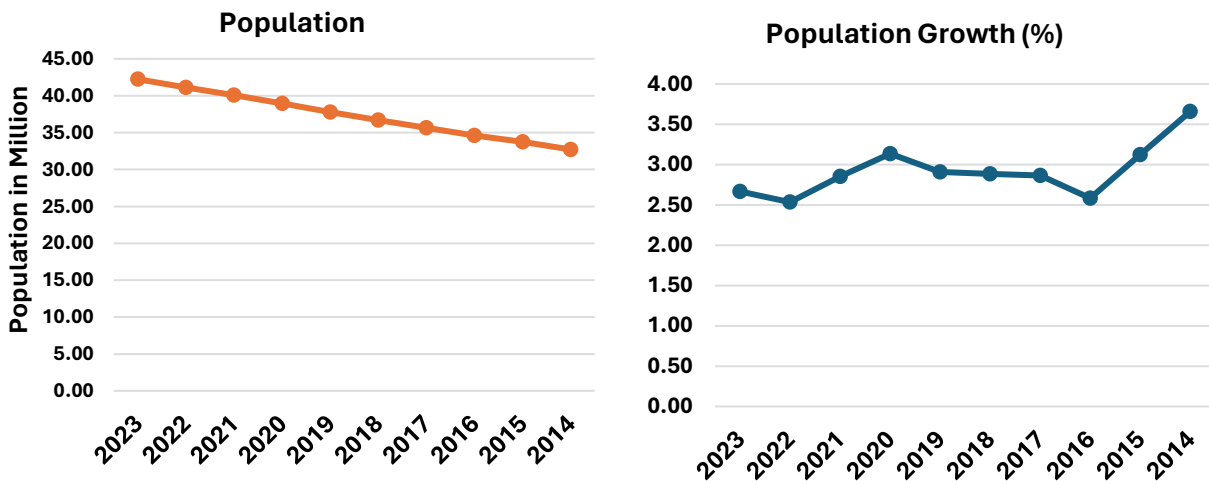
The population density rose slightly from 63.00 people per km<sup>2</sup> in 2022 to 64.70 people per km<sup>2</sup> in 2023. The birth rate declined marginally from 30.31 births per 1,000 people in 2022 to 29.68 in 2023. The death rate also saw a small reduction, from 6.02 deaths per 1,000 people to 5.90. Further the fertility rate declined from 3.99 births per woman in 2022 to 3.85 in 2023. Life expectancy at birth also improved slightly, rising from 65.63 years in 2022 to 65.97 years in 2023.

**Table 1-1: Afghanistan – Key Demographic Indicators 2023 Vs. 2022**

Demographic Indicators	2023	2022
Population (Million)	42.24	41.13
Urban Population (Million)	11.38	10.95
Rural Population (Million)	30.86	30.18
Population Growth (%)	2.67	2.53
Population Density (People per square Kilometer of Land Area)	64.70	63.00
Birth Rate (per 1,000 people)	29.68	30.31
Death Rate (per 1,000 people)	5.90	6.02
Life Expectancy at Birth (Years)	65.97	65.63
Fertility Rate (Births per Woman)	3.85	3.99

Source: World Development Indicators (WDI)<sup>1</sup>, macro trends<sup>2</sup>

Figure 1-2 shows the population of Afghanistan from 2014 to 2023, where the population has been increasing at an increasing rate. In 2023, the population growth rate was 2.67 leading to an increase in the population from 41.13 million in 2022 to 42.24 million in 2023.

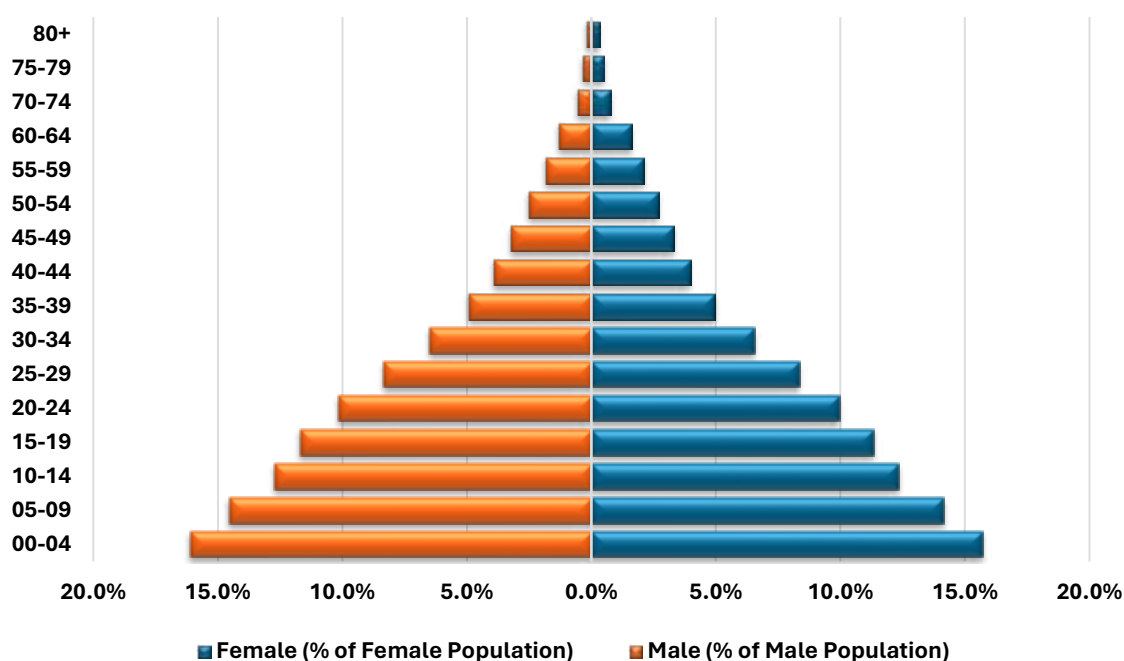
**Figure 1-2: Population and Population Growth (%) of Afghanistan from 2014 to 2023**

Source: World Development Indicators.

Figure 1-3 shows the population of Afghanistan in 2023. The population pyramid of Afghanistan reveals a youthful demographic structure, with the highest concentration in the 0–4 years age group, where males and females each constitute approximately 15% of their respective populations, indicating a high birth rate. The distribution is relatively balanced between genders across most age groups, but the population percentage declines steadily with age, reflecting high mortality rates and limited life expectancy. The elderly (50+ years) make up the smallest segment.

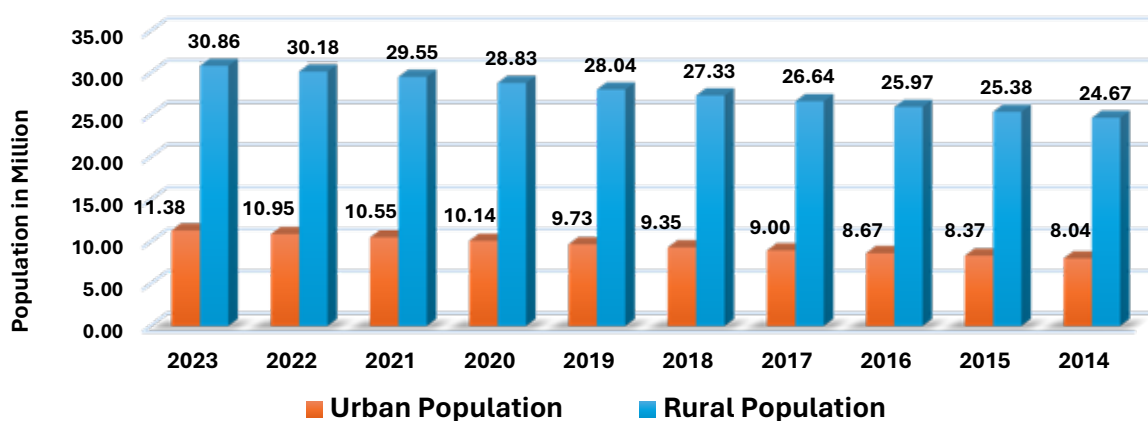
<sup>1</sup> Population, Urban Population, Rural population and Population Growth have been taken from WDI.

<sup>2</sup> Population Density, Birth Rate, Death Rate, Life Expectancy and Fertility Rate have been taken from macro trends.

**Figure 1-3: Population Distribution (%) of Afghanistan in 2023**

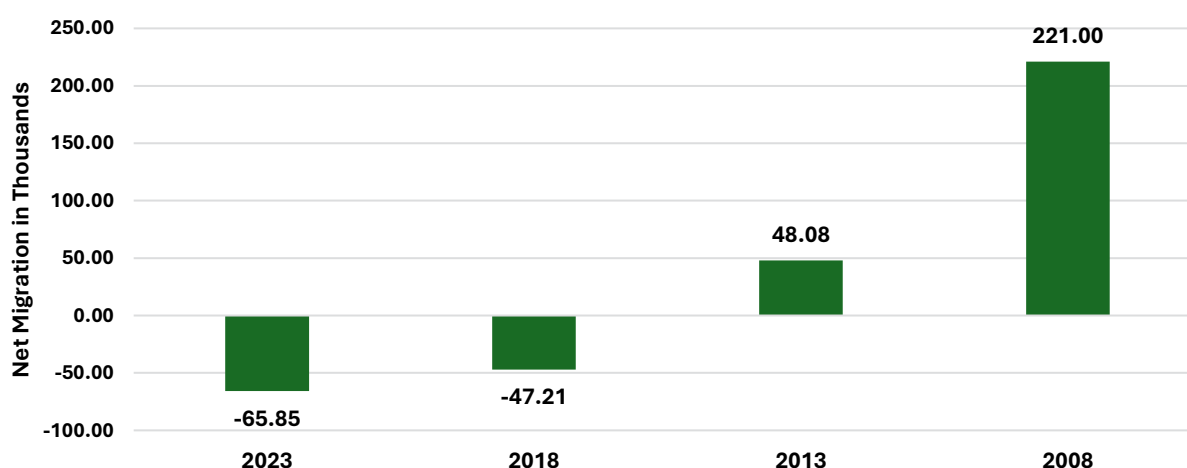
Source: World Development Indicators.

Figure 1-4 shows the rural-urban distribution of the population of Afghanistan between 2014 & 2023. In 2023, the urban population reached 11.38 million, reflecting a steady increase over the years from 8.04 million in 2014. On the other hand, the rural population stood at 30.86 million in 2023, also showing growth from 24.67 million in 2014.

**Figure 1-4: Rural Urban Distribution of Afghanistan between 2014 & 2023**

Source: World Development Indicators.

Figure 1-5 shows the net migration for Afghanistan for 2008, 2013, 2018 and 2023. Afghanistan's net migration turned negative in 2018 and 2023 due to a combination of political instability, economic challenges, and security concerns. In 2018, ongoing conflict and poverty drove people to leave the country, seeking better opportunities or safety in neighboring countries like Iran and Pakistan.

**Figure 1-5: Net Migration of Afghanistan for Selected Years (2008 to 2023)**

Source: World Development Indicators.

In the recent past, Afghanistan has faced over 40 years of challenges, including war, natural disasters, poverty, hunger, and the COVID-19 pandemic. Nearly 10.9 million Afghans are displaced, most of them staying within Afghanistan or in nearby countries due to conflict, poverty, and violence (UNHCR, 2024).

## 1.5 Economic outlook

The key economic indicators for Afghanistan in 2022 and 2023 are summarized in Table 1-2. The GDP declined slightly from \$14.18 billion in 2022 to \$13.92 billion in 2023, with the negative GDP growth rate worsening from -6.24% to -6.75%. Afghanistan's GDP per capita also fell from \$396 in 2022 to \$361 in 2023. Inflation showed a significant shift, dropping from 10.6% in 2022 to -7.71% in 2023.

**Table 1-2: Afghanistan- Key Economic Indicators 2022 vs. 2023**

Economic Indicators	2023	2022
GDP (\$ Billion)	13.92	14.18
GDP Growth (%)	-6.75	-6.24
GDP Per Capita (US\$)	361.00	396.00
Inflation (%)	-7.71	10.60
Real Interest Rate (%)	1.66	1.06
Exchange Rate (Afghani Rufiyaa Per US\$)	82.64	90.08
Trade Balance (US\$ Billion)	-3.33	-6.68
Trade Balance in Goods (US\$ Billion)	-2.73	-5.89
Trade Balance in Services (US\$ Billions)	-0.60	-0.79
Current Account Balance (Bop, US\$ Billion)	-4.33	-2.99
FDI, Inflow (US\$ Million)	20.60*	12.97*

Source: UNCTAD<sup>3</sup>, Internal Revenue Service (IRS)<sup>4</sup>, Federal Reserve Economic Data<sup>5</sup>. Note\* FDI<sup>6</sup>

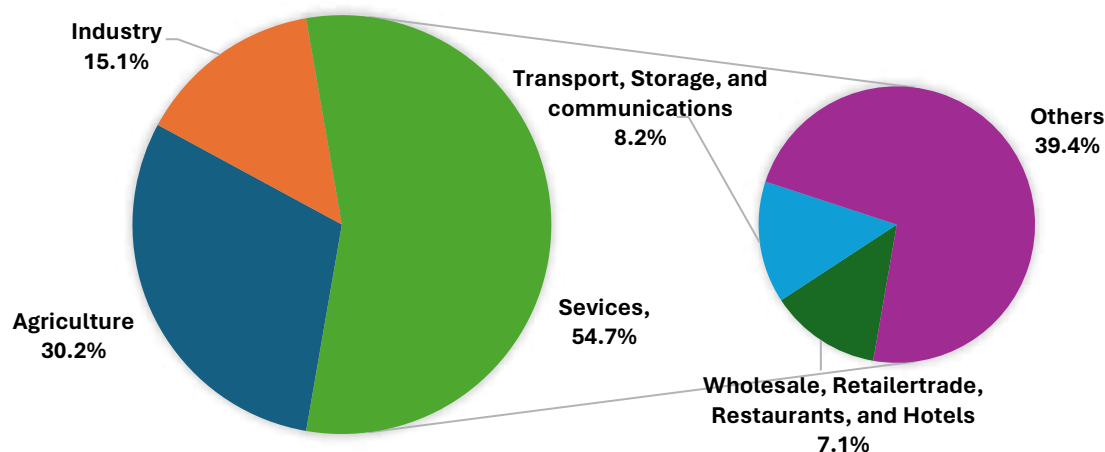
Figure 1-6 shows the sectoral contribution to the GDP of Afghanistan for the year 2022. The Services sector emerged as the largest contributor, accounting for 54.7% of GDP. Agriculture followed with a significant share of 30.2%. Industry contributed 15.1%. Within the services sector "Others" category, at 39.4% remained unspecified, but notable subcategories included Transport, Storage, and Communications at 8.2% and Wholesale, Retail Trade, Restaurants, and Hotels at 7.1%.

<sup>3</sup> GDP, GDP Growth rate, GDP per capita, Trade balance of goods and services and FDI Inflow have been taken from UNCTAD.

<sup>4</sup> Exchange rate data from 2014 to 2021 has been taken from UNCTAD, while data for 2022 and 2023 has been taken from Internal Revenue Service (IRS).

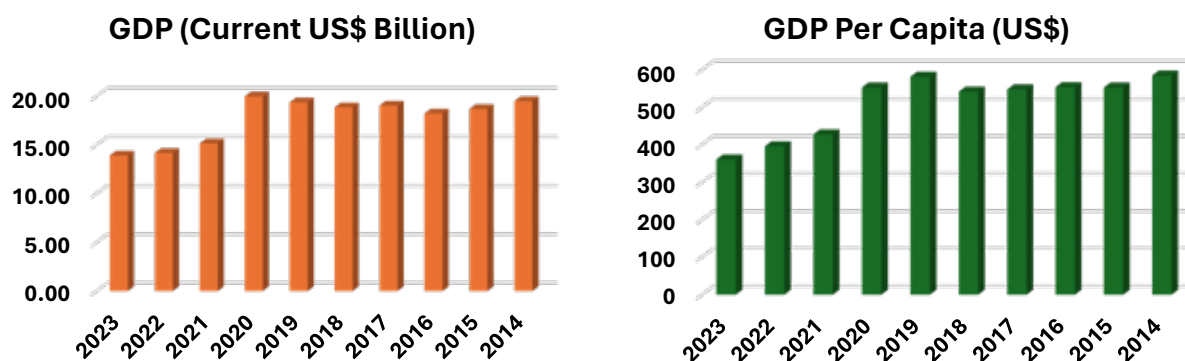
<sup>5</sup> Real Interest Rate and Inflation data have been taken from Federal Reserve Economic Data (Fred).

<sup>6</sup> FDI data for 2023 and 2022 are unavailable; therefore, the value for 2021 (20.60\*) was used in the 2023 column, and the value for 2020 (12.97\*) was placed in the 2022 column.

**Figure 1-6: Sector wise Contribution to the GDP of Afghanistan in 2022**

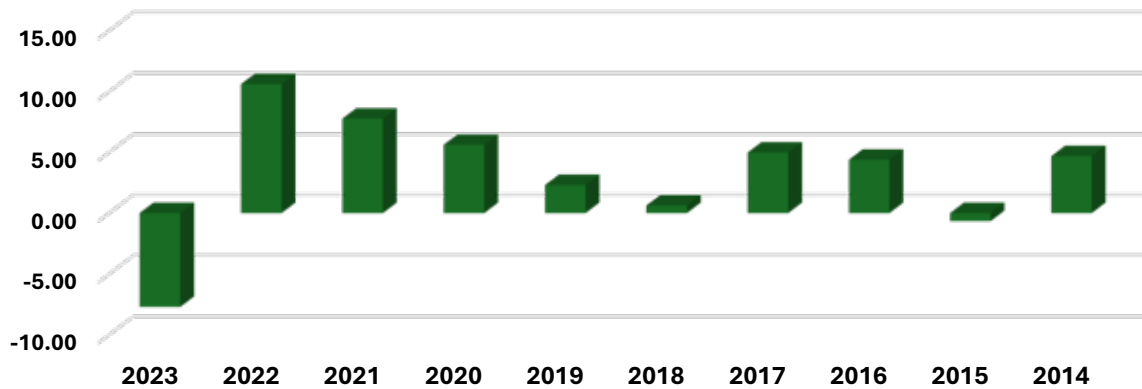
Source: UNCTAD

Figure 1-7 shows the GDP and GDP per capita of Afghanistan from 2014 to 2023. Afghanistan's economy experienced a significant contraction between 2018 and 2023, as reflected in both GDP and GDP per capita. GDP peaked at 19.98 billion US\$ in 2020 before steadily declining to 15.16 billion US\$ in 2021, 14.18 billion US\$ in 2022, and 13.92 billion US\$ in 2023. Disruption and uncertainty caused a huge loss of confidence in investing, and many skilled Afghans left the country. After the economy shrank by 20.7% in 2021, it declined by another 6.2% in 2022 (World Bank, 2024). Similarly, GDP per capita showed a peak of 582 US\$ in 2019, but this dropped to 361 US\$ in 2023.

**Figure 1-7: GDP and GDP Per Capita of Afghanistan from 2014 to 2023**

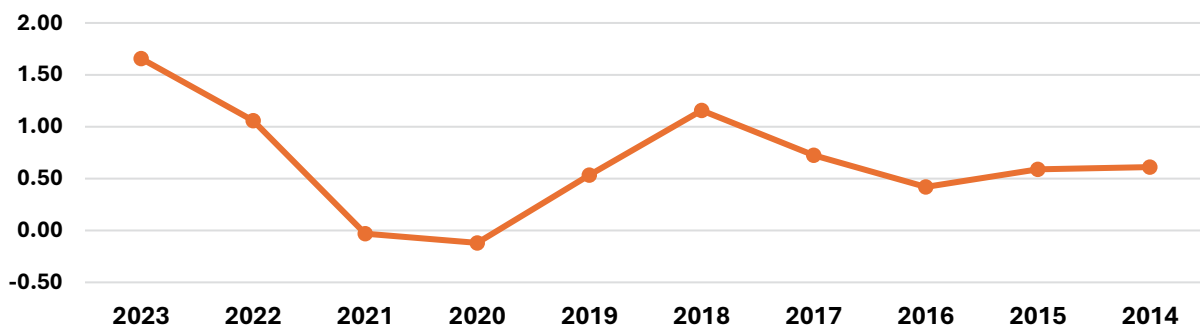
Source: UNCTAD

Figure 1-8 shows the Inflation Rate for Afghanistan from 2014 to 2023. Over the years, Afghanistan's inflation trends have fluctuated significantly. Starting at 4.67% in 2014, the economy slipped into deflation in 2015 at -0.66%, signaling reduced consumer demand and economic contraction. A gradual recovery followed, with inflation peaking at 4.98% in 2017 before stabilizing at 0.63% in 2018. From 2019 to 2021, inflation rose steadily from 2.30% to 7.76%, driven by increasing demand pressures and global uncertainties. However, the Taliban's takeover in 2021 marked a turning point, causing widespread instability, governance disruptions, and international sanctions. These events exacerbated inflation, pushing it to 10.60% in 2022, driven by supply chain disruptions, reduced foreign aid, and rising global commodity prices. By 2023, the economy experienced a dramatic deflation of -7.71%, likely due to collapsing domestic demand and tighter economic controls under the Taliban.

**Figure 1-8: Inflation Rate (%) of Afghanistan from 2014 to 2023**

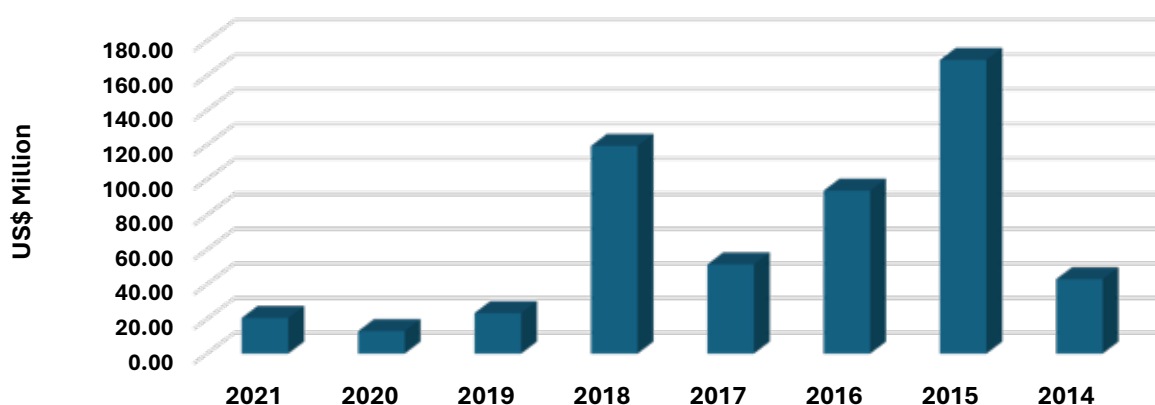
Source: Federal Reserve Economic Data (Fred)

Figure 1-9 shows Afghanistan's Real Interest Rate (%) from 2014 to 2023. The real interest rate reflects the lending rate adjusted for inflation, measured by the GDP deflator. A negative real interest rate indicates a decrease in the purchasing power of the borrowed amount. From 2014 to 2019, the rate remained positive but became negative in 2019 and 2020 before turning positive again in 2022 and 2023. The real interest rate plays a key role in economic theories, helping to explain phenomena such as capital flight, business cycles, and economic bubbles. When the real interest rate is high, credit demand increases, encouraging money to shift from consumption to savings. On the other hand, a low real interest rate drives demand toward investment and consumption rather than savings (World Bank, 2024).

**Figure 1-9: Real Interest Rate (%) for Afghanistan from 2014 to 2023**

Source: Federal Reserve Economic Data (Fred)

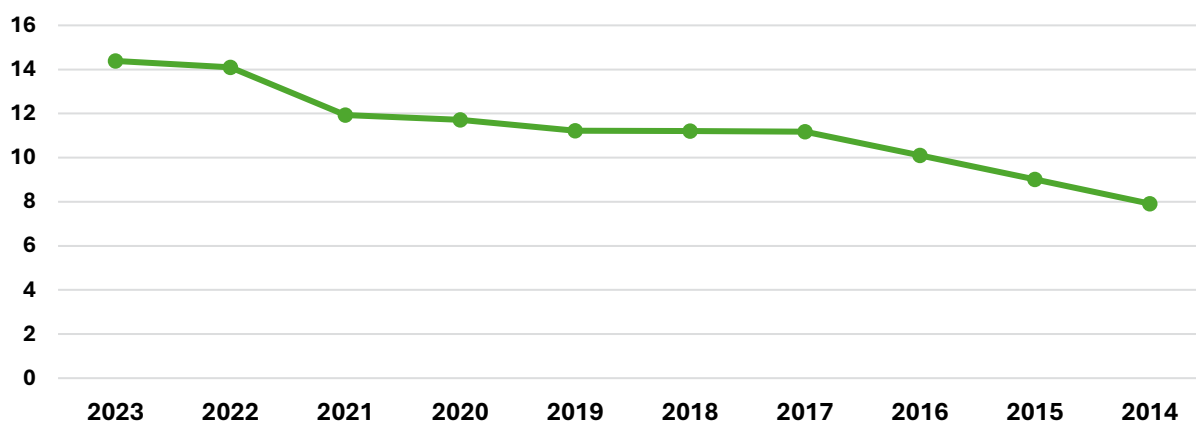
Figure 1-10 shows the FDI Net Inflows into Afghanistan from 2014 to 2021. The highest amount of FDI Net Inflows occurred in 2015, reaching 169.15 million US\$. This was followed by a notable inflow of 119.44 million US\$ in 2018. However, in other years, the inflows were significantly lower, with a sharp decline in 2020 and 2021, when the values dropped to 12.97 million US\$ and 20.60 million US\$, respectively.

**Figure 1-10: FDI Net Inflow into Afghanistan from 2014 to 2021**

Source: UNCTAD

Figure 1-11 shows Afghanistan's unemployment rate from 2014 to 2023. Over the decade, unemployment has generally increased, rising from 7.92% in 2014 to 14.39% in 2023.

From 2014 to 2017, the unemployment rate increased gradually, reaching 11.18% in 2017. A slight stabilization occurred between 2017 and 2020, with rates fluctuating between 10.1% in 2016 and 11.71% in 2020. However, it began rising in 2021, reaching 11.93%, and this continued through 2022 and 2023, when unemployment hit its highest level at 14.39%.

**Figure 1-11 Unemployment Rate of Afghanistan from 2014 to 2023**

Source: World Development Indicator

## 1.6 Global Rankings

The key Global Indicators for Afghanistan are standardized measures used to assess and compare the country's performance across various dimensions of development, governance, and socio-economic well-being.

Table 1-3 shows Afghanistan's Global Indicators score and rankings. Afghanistan's score is poor in the INFORM Risk Index and Political Stability.

**Table 1-3 Afghanistan – Global Indicators Score and Rankings**

Indicator	Afghanistan	South Asia	Low Income	Note
INFORM Risk Index, 2024	8.1	4.7	6.75	Best Score = 0 (Low Risk)
Fragile States Index, 2023	6	48	20.5	Ranking out of 179 economies
Press Freedom Index, 2023	152	142.5	113.5	Ranking out of 180 economies
Global Gender Gap Index, 2023	146	120	109	Ranking out of 146 economies
Corruption Perception Index, 2023	162	111.5	147	Ranking out of 180 economies
Mobile Connectivity Index (Score), 2022	30.15	54.78	31.89	Best Score = 100
Women, Business & Law Index (Score), 2022	31.88	69.68	69.38	Best Score = 100
Political Stability (Percentile Rank), 2022	0.47	21.7	10.62	Best Score = 100
Environmental Performance Index, 2022	81	147	138	Ranking out of 180 economies
Competitive Industrial Performance Index, 2021	148	81	142.5	Ranking out of 150 economies
Human Development Index (Score), 2021	0.48	0.64	0.48	Best Score = 1
Doing Business, 2019	173	103.5	166	Ranking out of 190 economies

**Color Codes in the Table Indicate**

Good Score/Ranking	
Average Score/ Ranking	
Low Score/ Ranking	

Source: World Bank

Afghanistan's score of **8.1** indicates a high level of **Inform Risk Index**, particularly from disasters and conflicts. This is considerably higher than the South Asian average of 4.7 and the Low-Income countries' score of **6.75**.

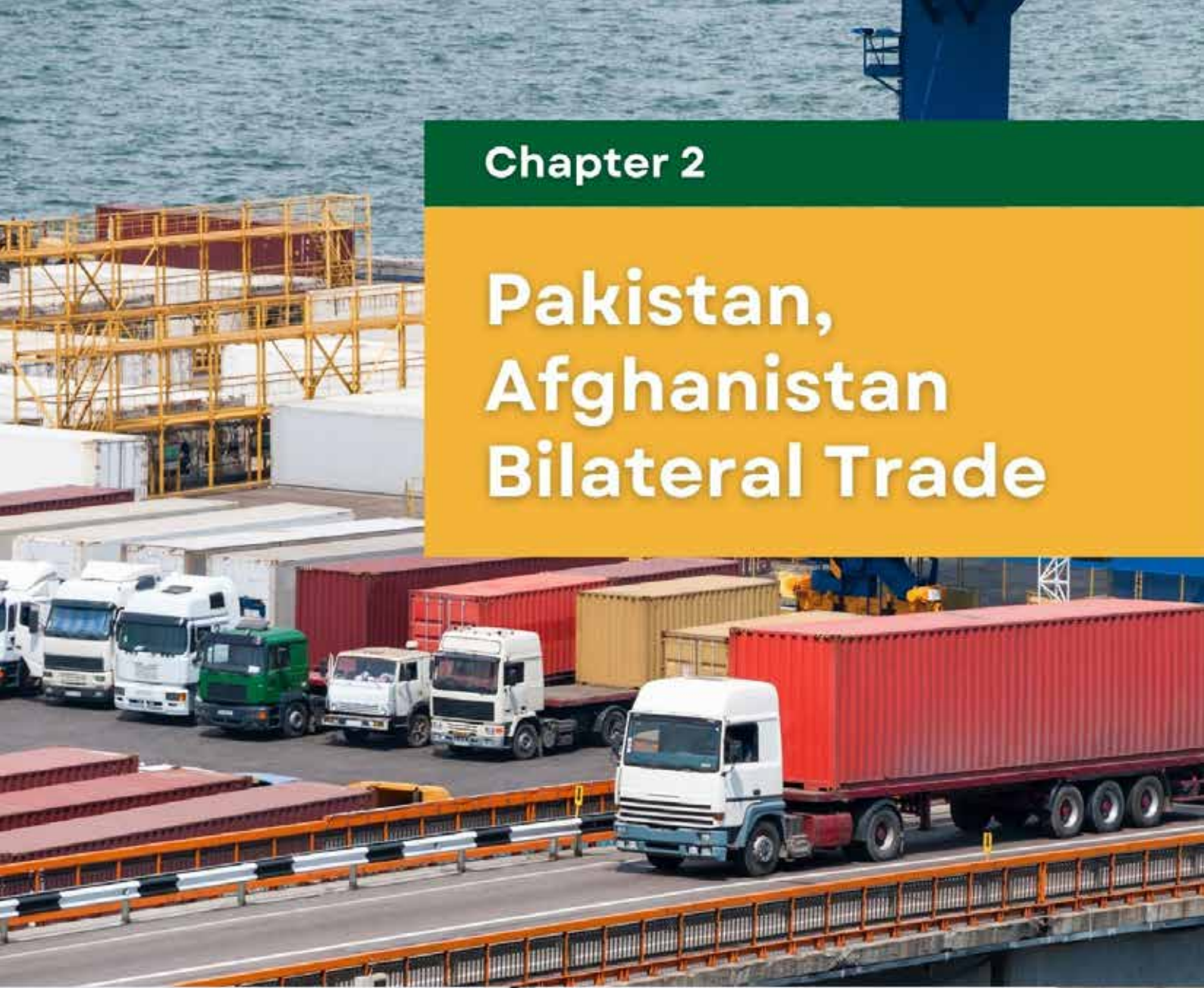
Afghanistan Ranked **6th** out of 179 economies in **Fragile States Index (2023)**, Afghanistan is categorized as a highly fragile state. This ranking reflects severe challenges in areas such as security, human rights, economic stability, and governance. In comparison, the South Asia region has a much better average ranking of **48**, while Low-Income countries score **20.5**.

Afghanistan ranks **152** out of 180 in **Press Freedom Index (2023)**, indicating limited freedom of the press. Although it performs marginally lower than the South Asia average of 142.5, it is significantly worse than the Low-Income average of 113.5. Restrictions on media, threats to journalists, and censorship are common challenges in Afghanistan.

Afghanistan scores **31.88** out of 100 in **Women, Business & Law Index (2022)**, indicating significant legal and regulatory barriers for women in business and employment. This is far below the South Asia average of 69.68 and the Low-Income score of 69.38. The low score reflects inadequate legal protections for women, limiting their economic participation and ability to thrive in business.

## Chapter 2

# Pakistan, Afghanistan Bilateral Trade



## Chapter: 2

# Pakistan, Afghanistan Bilateral Trade

### 2.1 Pakistan, Afghanistan Bilateral Trade an Overview<sup>7</sup>

Pakistan and Afghanistan have maintained a significant trade relationship over the years. Pakistan primarily exports food products, cement, pharmaceuticals, textiles, and manufactured goods to Afghanistan. On the other hand, Afghanistan exports fresh and dried fruits, vegetables, and minerals to Pakistan. The table and the figure below, show the export and import trends between Pakistan and Afghanistan from financial year July 2020 to Jun 2024.

Pakistan's exports to Afghanistan have demonstrated a strong upward trend over the five-year period, from 2020 to 2024, with a Compound Annual Growth Rate (CAGR) of 7.55%. In 2020, Pakistan exported goods worth \$852.31 million, which steadily increased to \$1,140.17 million in 2024. The highest export value was recorded in 2024, while the lowest was in 2022, when exports fell to \$805.14 million. After this decline in 2022, exports have recovered and have been growing.

Pakistan's imports from Afghanistan, on the other hand, have seen more fluctuations. Imports rose from \$468.34 million in 2020 to a peak of \$880.07 million in 2023. However, in 2024, imports decreased sharply to \$566.44 million. Despite this volatility, the overall import trend showed moderate growth, with a CAGR of 4.87% over the 5-year period.

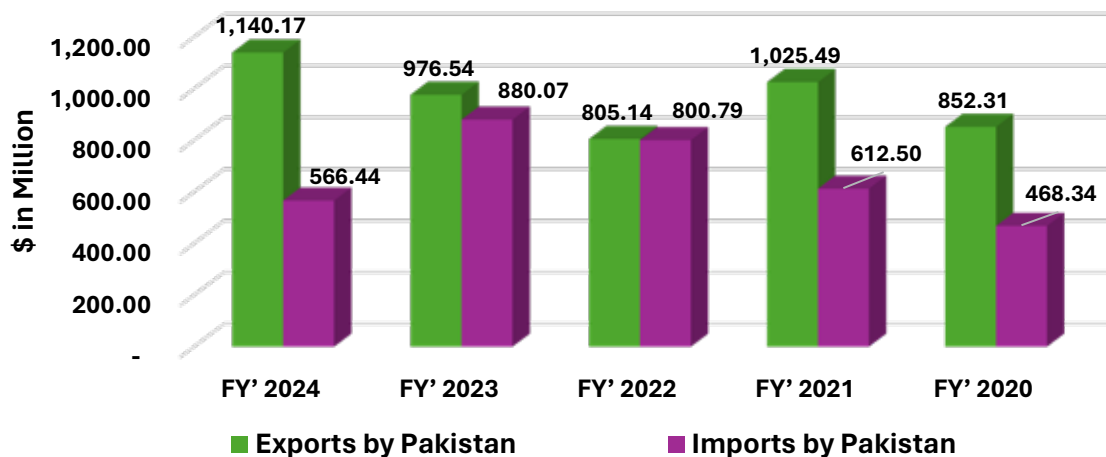
**Table 2-1: Pakistan, Afghanistan Trade Overview and CAGR**

	FY' 2024	FY' 2023	FY' 2022	FY' 2021	FY' 2020	CAGR %
Exports by Pakistan	1,140.17	976.54	805.14	1,025.49	852.31	7.55
Imports by Pakistan	566.44	880.07	800.79	612.50	468.34	4.87

\$ in Million

Source: Pakistan Bureau of Statistics

**Figure 2-1: Trade Overview Pakistan and Afghanistan**



Source: Pakistan Bureau of Statistics.

<sup>7</sup> To this chapter, trade numbers reflect financial year data i.e., July 2020 - Jun 2021 & July 2023- Jun 2024.

## 2.2 Pakistan Product and Category-Wise Trade with Afghanistan

In this section, we explore Pakistan's product and category-wise trade with Afghanistan, focusing on the key exports and imports between the two countries. This trade analysis is based on FY'2024<sup>8</sup> data, thus providing an updated and relevant overview of bilateral trade relations. Pakistan primarily exports agricultural goods, pharmaceuticals, and essential food items to Afghanistan. These exports include cereals such as basmati rice, other rice varieties, and broken rice, as well as pharmaceutical products containing vitamins, hormone antibiotics, and other therapeutic compounds. Additionally, Pakistan exports edible vegetables and roots, including fresh or chilled potatoes, tomatoes, and edible brassicas.

On the other hand, Pakistan imports agricultural products and raw materials from Afghanistan. Key imports include edible vegetables like onions, tomatoes, and dry green beans, along with raw cotton. Moreover, Pakistan sources a variety of edible fruits and nuts from Afghanistan, including fresh grapes, pomegranates, dried grapes, fresh apples, and dried apricots.

The tables below show export and import trade between Pakistan and Afghanistan in more detail. Tables use 2024 as the base year. The tables highlight the top exports from Pakistan to Afghanistan and the top imports from Afghanistan into Pakistan, providing a comprehensive overview of their trade patterns and the product categories traded.

**Table 2-2: Pakistan's Top 25 Exports to Afghanistan**

Rank	HS Code	Commodity	Unit	FY-24	FY-23	FY-22	FY-2021	FY-2020	Average Unit Price \$ 2024
				\$ in Million	\$ in Million	\$ in Million	\$ in Million	\$ in Million	
		<b>Total Exports</b>		<b>1,140.17</b>	<b>976.54</b>	<b>805.14</b>	<b>1,025.49</b>	<b>852.31</b>	
1	10063090	RICE OTHER VARIETIES	MT	195.75	---	113.51	135.81	---	566.88
2	10063010	RICE BASMATI	MT	81.76	---	---	---	---	1,080.44
3	25232900	OTHER PORTLAND CEMENT	MT	65.92	---	---	---	---	43.10
4	10064000	BROKEN RICE	MT	64.35	---	---	---	---	370.80
5	30049099	OTH MEDICAMENT CONTA VITAMINS	KG	61.29	---	---	---	---	2.95
6	21069090	OTHER FOOD PREPARATIONS	KG	56.96	---	---	---	---	2.82
7	07019000	POTATOES, FRESH OR CHILLED	KG	50.86	---	---	31.12	---	0.17
8	30043900	OTH MEDICIMENTHORMONE NOT ANT	KG	49.47	---	19.12	---	---	5.00
9	76129030	OTH CANS<=400ML W LOGO/BRAND	KG	37.35	28.52	---	---	---	7.27
10	08052910	KINO, FRESH	KG	29.50	---	---	---	---	0.14
11	15162010	VEGETABLE FAT & ITS FRACTIONS	KG	28.62	---	---	---	---	1.06
12	87112090	OTH MOTORCYCLE CYL 50-250CC	NO	22.07	---	---	---	---	472.83
13	44119390	OTH (MDF)DENSITY 0.5-0.8G/CM3	SQM	20.07	---	---	---	---	7.98
14	85071010	MEANT M-CARS H-87.03&VEH-4,11	NO	18.85	---	---	---	---	18.10
15	11031300	GROATS&MEAL OF MAIZE (CORN)	MT	14.63	---	---	---	---	44.40
16	07049000	OTH; EDIBLE BRASSICAS, FRESH/CHI	KG	13.59	---	10.91	---	---	0.14
17	87019220	AGRI TRACT, ENG CAP>26KW <37 KW	NO	11.36	---	---	---	---	4,987.12
18	08039000	OTHER BANANS FRESH OR DRIED	KG	11.07	---	---	---	---	0.14
19	39076120	POLY BOTTLE GRADE VIS 78ML/G	KG	10.67	---	---	---	---	0.99
20	39249000	OTH, HOUSEHOLD/TOILET ARTICLES	NO	9.60	9.73	---	---	---	0.23
21	30033900	OTH, MEDICEMENT HARMONE ANTIBTC	KG	8.76	---	---	---	---	4.29
22	17041000	CHEWING GUM, WH/NOT SUGA COATED	KG	7.14	---	---	---	---	2.29
23	04071900	FERTILIZED EGGS OF OTHER BIRDS	NO	6.79	---	---	---	---	0.50
24	10059000	OTHER MAIZE (CORN)	MT	6.44	---	---	---	---	123.25
25	19019090	OTHER FOOD PREPARATIONS	KG	6.44	---	---	---	---	1.14

Source: Pakistan Bureau of Statistics. Note<sup>9</sup>

8 Pakistan Financial Year is July to June. So, we used the Pakistan Bureau of Trade Statistics data till June 2024.

9 Export of Top 100 Product and Category-Wise for the Period of 2020-2024 is given as Annexure A.1 & A.1.1

As shown in the table above, Pakistan's exports to Afghanistan are primarily dominated by rice, along with other pharmaceuticals, cement, and fresh fruits. Rice dominates the list, with other varieties of rice valued at \$195.75 million and Basmati rice at \$81.76 million, reflecting the significant demand for rice in Afghanistan. Further, other Portland cement, used for construction, is ranked third with \$65.92 million in exports. Broken rice follows closely in 4th place at \$64.35 million.

Pharmaceutical exports, such as medicaments containing vitamins, also showed strong performance, with exports reaching \$61.29 million in 2024. Other important food products other than rice, include food preparations and fresh potatoes, valued at \$56.96 million and \$50.86 million, respectively. Cans (≤400ML with logo/brand), used for packaging, contributed \$37.35 million, reflecting the growing demand for packaging materials, likely due to the increase in food processing in Afghanistan.

Fresh fruits like Kino and bananas also made a significant contribution to exports in 2024, with values reaching \$29.50 million and \$11.07 million respectively. Other notable exports include motorcycle CLY 50-250cc, meat, vegetable fat, and poly bottle grade materials.

**Table 2-3: Pakistan's Top 25 Imports from Afghanistan**

Rank	Hs Code	Commodity	Unit	FY-24	FY-23	FY-22	FY-2021	FY-2020	Average Unit Price \$ 2024
				\$ in Million	\$ in Million	\$ in Million	\$ in Million	\$ in Million	
		<b>Total Import</b>		<b>566.44</b>	<b>880.07</b>	<b>800.79</b>	<b>612.50</b>	<b>468.34</b>	
1	52010090	OTHER COTTON	MT	120.32	---	194.61	113.17	---	2,033.04
2	07031000	ONIONS AND SHALLOTS	KG	72.91	---	---	---	---	0.16
3	27011900	OTHER COAL, NOT AGGLOMERATED	MT	66.90	141.01	108.69	---	---	105.62
4	08061000	GRAPES, FRESH	KG	53.24	---	---	---	---	0.39
5	27011200	BITUMINOUS COAL, NOT AGGLOMERAT	MT	47.63	---	---	---	35.75	103.23
6	07020000	TOMATOES, FRESH OR CHILLED	KG	44.33	30.29	---	---	---	0.14
7	08109010	POMEGRANATA, FRESH	KG	19.01	---	---	---	---	0.53
8	07133910	GREEN BEANS, DRY WHOLE	KG	16.60	21.38	---	---	---	0.45
9	07070000	CUCUMBERS&GHERKINS, FRESH/ CHL	KG	14.18	---	16.19	---	---	0.16
10	07133300	KIDNEY BEANS, INCL WHITE BENAS	KG	9.88	---	13.63	23.67	---	0.62
11	09093100	SEEDS CUMIN.N-CRU/GRO (W. ZEERA)	KG	9.49	---	---	---	---	1.31
12	07132090	OTHER CHICKPEAS (GARBANZOS)	KG	9.20	---	---	---	---	0.62
13	08062000	GRAPES, DRIED	KG	8.69	---	---	---	---	0.49
14	07131000	PEAS DRIED SHELLED	KG	6.60	---	---	---	---	0.60
15	08081000	APPLE, FRESH	KG	6.19	---	---	---	---	0.43
16	08131000	APRICOTS DRIED	KG	5.70	---	---	---	---	0.39
17	27111910	L.P.G. LIQUEFIED	KG	5.46	---	---	---	---	0.56
18	07139020	MASH DRY WHOLE	KG	4.57	---	---	---	---	0.43
19	08091000	APRICORTS; FRESH(KHUBANI)	KG	4.29	---	---	---	---	0.30
20	78011000	REFINED UN-WROUGHT LEAD	KG	3.78	---	---	---	---	1.93
21	12092100	LUCERNE (ALFALFA) SEED	KG	3.40	---	---	3.57	---	0.20
22	23040000	OIL-CAKE/OTH S/RESID SOYABEAN	KG	2.80	---	---	---	---	0.26
23	07134010	LENTILES, DRY WHOLE	KG	2.54	---	---	---	---	0.64
24	12119000	OTH PLANTS AND PARTS OF PLANTS	KG	2.49	---	---	---	---	0.33
25	08132000	PRUNES DRIED	KG	2.20	---	---	---	---	0.64

Source: Pakistan Bureau of Statistics. Note<sup>10</sup>, FY'2024<sup>11</sup>

10 Imports of Top 100 Product and Category-Wise for the Period of 2020-2024 is given as Annexure A.2 & A.2.1.

11 Pakistan Financial Year is June to July. So, we used the Pakistan Bureau of Trade Statistics data till June 2024.

Table 2.3 shows Pakistan's top 25 imports from Afghanistan, among imports, cotton stands out as the largest commodity, valued at \$120.32 million in FY-24.

Although cotton imports from Afghanistan were as high as \$194.61 million in FY-22, they have declined in FY-24.

**Onions and shallots** rank second among top imports, with imports valued at \$72.91 million in FY-24, another significant import is coal (other coal, not agglomerated), which totaled \$66.90 million in FY-24. This figure marks a decrease from \$141.01 million in FY-23, probably due to a reduction in global prices of coal.

Fresh fruits like **grapes** and **pomegranates** also have notable import values, with grapes valued at \$53.24 million and pomegranates at \$19.01 million in FY-24. The import of bituminous coal at \$47.63 million shows Afghanistan's importance as a supplier of energy resources to Pakistan.

**Tomatoes** saw an increase in imports, reaching \$44.33 million in FY-24 compared to \$30.29 million in FY-23. Similarly, **kidney beans** imports were worth \$9.88 million, products like green beans and cucumbers also contributed significantly to Pakistan's food imports.

Other notable imports include seeds (cumin), other chickpeas, and dried fruits such as apricots and grapes.

## 2.3 Pakistan Category-Wise Trade with Afghanistan

Pakistan exports a diverse range of products to Afghanistan, with five major categories leading in FY-24. **Cereals** form the largest export category, valued at \$348.80 million, including key products like rice (in various forms such as Basmati, broken, and other varieties) and maize.

The second most significant export category is **Pharmaceutical Products**, totaling \$129.89 million, comprising medicaments with vitamins, hormones, and antibiotics. Another vital export is **Edible Vegetables and Certain Roots**, amounting to \$74.73 million, primarily featuring potatoes, tomatoes, and other vegetables.

**Salt, Sulphur, Earths, and Stone**- which includes cement and rock salt-contributed \$73.58 million. The fifth major export category is **Miscellaneous Edible Preparations**, with Pakistan exporting \$67.20 million worth of products to Afghanistan, including various food preparations, flavoring powders, and protein concentrates.

Pakistan's largest import category from Afghanistan is **Edible Vegetables and Certain Roots**, valued at \$183.58 million. This includes onions, tomatoes, and chickpeas.

Cotton imports rank second, with a value of \$120.36 million. **Mineral Fuels and Oils**, including coal and liquefied petroleum gas (LPG), accounted for another \$120.01 million.

Afghanistan is also a key supplier of **Edible Fruits and Nuts**, valued at \$104.37 million, particularly grapes, pomegranates, and apples. The fifth major import sector is **Coffee, Tea, Maté, and Spices**, valued at \$9.75 million, including cumin, coriander, and red chillies.



## Chapter 3

# Afghanistan's Global Trade

## Chapter: 3

# Afghanistan's Global Trade

### 3.1 Afghanistan's Global Trade Overview

In this Chapter, we review Afghanistan's global trade, focusing on the overall patterns of exports and imports. We will see how much Afghanistan trades with the world, with special emphasis on trade with its bordering countries, as well as its trade with countries which are part of its wider region.

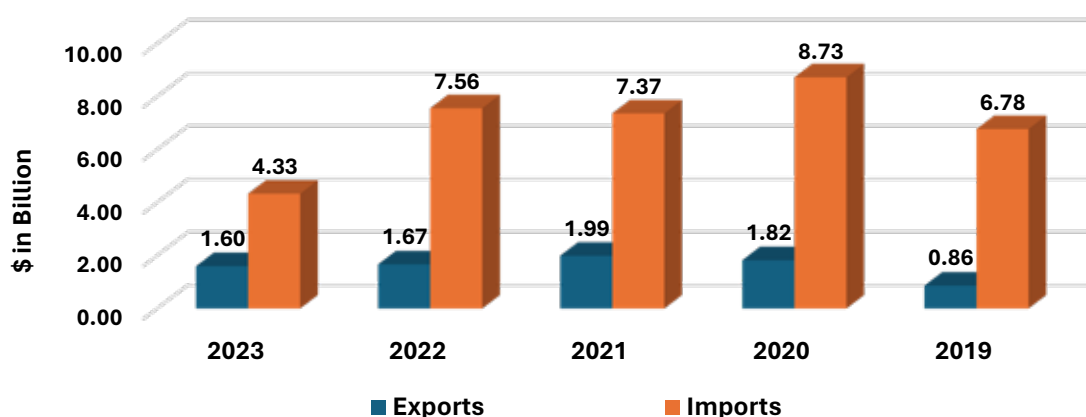
**Table 3-1: Afghanistan's Global Trade Overview and CAGR**

*\$ in Billion*

	2023	2022	2021	2020	2019	CAGR %
Exports	1.60	1.67	1.99	1.82	0.86	16.66
Imports	4.33	7.56	7.37	8.73	6.78	-10.57

Source: ITC

**Figure 3-1: Afghanistan's Global Trade**



Source: ITC

The figure above shows Afghanistan's exports and imports to the world from 2019 to 2023, measured in billions of dollars. The figure highlights the significant trade imbalance between the country's imports and exports during this period.

Afghanistan's exports have shown gradual growth between 2019 and 2023, although they remain relatively low compared to its imports. In 2019, the country's exports stood at \$0.86 billion, and by 2023, they had increased to \$1.60 billion. The highest export value was recorded in 2021, reaching \$1.99 billion, though this was followed by a sudden drop in 2022.

Afghanistan's imports have consistently surpassed exports, reflecting a high dependence on imports to meet domestic needs. In 2019, imports were valued at \$6.78 billion, peaking in 2020 at \$8.73 billion, which was the highest during the review period. Although imports saw a slight decline after 2020, they remained significant, being \$7.56 billion in 2022 and \$4.33 billion in 2023.

## 3.2 Afghanistan Trade with Bordering Countries

In this section, we will explore Afghanistan's trade relations with its **bordering countries**, specifically focusing on Pakistan, Tajikistan, Iran, Uzbekistan and Turkmenistan. Out of the five neighboring countries, we are presenting data for only four, as reliable trade data for Turkmenistan from 2019 to 2023 is not available. We have chosen 2023 as the base year for Pakistan and Tajikistan, while using 2023 estimated value as the base year for Iran and Uzbekistan, as 2023 trade data for these two countries is not available. This approach allows us to have a comprehensive overview of Afghanistan's trade with its key neighboring countries.

## 3.3 Afghanistan's Trade Patterns with Bordering Countries

In this part of the report, we will explore Afghanistan's total trade with its bordering countries, including Pakistan, Tajikistan, Iran, and Uzbekistan. This section focuses exclusively on Afghanistan's exports and imports with these neighboring nations, highlighting key products and trade volumes. Additionally, we will analyze the Compound Annual Growth Rate (CAGR) of Afghanistan's trade with its bordering countries, offering insights into the dynamics and trends shaping its regional trade relationships.

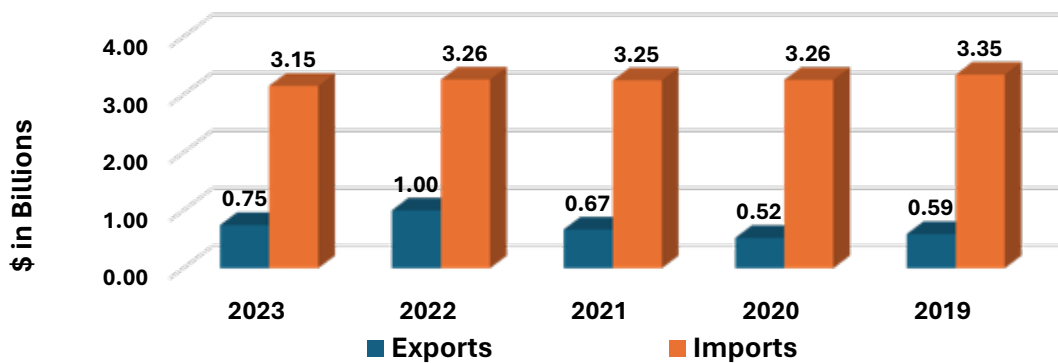
**Table 3-2: Afghanistan's Trade with Bordering Countries, Trade Overview and CAGR**

\$ in billion

	2023	2022	2021	2020	2019	CAGR %
Exports	0.75	1.00	0.67	0.52	0.59	6.02
Imports	3.15	3.26	3.25	3.26	3.35	-1.50

Source: ITC

**Figure 3-2: Afghanistan's Trade with its Bordering Countries**



Source: ITC

The table and figure above provide an overview of Afghanistan's trade with its bordering countries from 2019 to 2023, detailing both exports and imports in billions of dollars. It also includes the compound annual growth rate (CAGR) to highlight the trends over the years.

Afghanistan's exports to bordering countries have shown modest growth, increasing from \$0.59 billion in 2019 to \$0.75 billion in 2023, reflecting a CAGR of 6.02%.

On the other hand, imports from bordering countries have experienced a decline, dropping from \$3.35 billion in 2019 to \$3.15 billion in 2023, with a negative CAGR of -1.50%. This reduction in imports may reflect either a shift towards domestic production, a drop in commodity prices or simply reduced purchasing power in recent years.

### 3.4 Country-Wise Trade pattern of Afghanistan with Bordering Countries

In this section, we present Afghanistan's total exports and imports with its bordering countries, highlighting the countries with which Afghanistan has the highest levels of exports and imports. The details of this analysis are provided in the following table.

**Table 3-3: Afghanistan's Trade with bordering Countries**

Rank	Countries	Afghanistan Imports from Bordering countries					Afghanistan Exports to Bordering countries					
		2023	2022	2021	2020	2019	Countries	2023	2022	2021	2020	2019
		\$ in Million	\$ in Million	\$ in Million	\$ in Million	\$ in Million		\$ in Million	\$ in Million	\$ in Million	\$ in Million	\$ in Million
1	Pakistan	975.89	988.92	835.87	871.2	1,183.59	Pakistan	696.33	957.99	640.48	518.46	580.54
2	Iran	1,556.44 <sup>Est</sup>	1,645.33	1,838.63	1,746.82	1,672.94	Iran	34.17 <sup>Est</sup>	29.11	21.12	4.16	7.73
3	Uzbekistan	541.21 <sup>Est</sup>	524.96	493.9	570.57	454.35	Uzbekistan	11.30 <sup>Est</sup>	9.06	5.83	1.13	2.06
4	Tajikistan	80.67	105.00	82.58	69.40	39.44	Tajikistan	4.22	5.02	2.93	0.88	0.22

Source: International Trade Center. Note Est.= Estimated value of total export & import in 2023<sup>12</sup>

The table provides a comparison of Afghanistan's trade with its bordering countries from 2019 to 2023. Iran emerges as Afghanistan's largest trading partner in 2023 with imports estimated at \$1,556.44 million and exports estimated at \$34.17 million.

### 3.5 Products and Category-Wise Afghan Trade with Bordering Countries

We now shift our analysis toward Afghanistan's product-specific and category-wise trade with its bordering countries. In this section, we analyze Afghanistan's top products exported and imported in its trade with its neighboring countries. Additionally, we identify the key export and import categories, highlighting the main sectors driving Afghanistan's trade with its bordering countries.

#### 3.5.1 Afghanistan Products and Category-Wise Trade with Pakistan

In this section, we discuss the product and category-wise trade between Pakistan and Afghanistan, highlighting the key commodities exchanged between the two countries. The analysis outlines major export and import categories, identifying trade patterns and shifts over time. A detailed discussion of the data is presented in the tables below, providing insights into value, and composition of bilateral trade across different products and categories.

12 The 2023 data for Iran and Uzbekistan are not available, so we estimated the value for 2023 using the growth rate of 2021 & 2022.

**Table 3-4: Afghanistan's Top 25 Product Exports to Pakistan**

Rank	Hs Code	Commodity	2023	2022	2021	2020	2019
			\$ in Million	\$ in Million	\$ in Million	\$ in Million	\$ in Million
		<b>Total Exports</b>	<b>696.33</b>	<b>957.99</b>	<b>640.48</b>	<b>518.46</b>	<b>580.54</b>
1	520100	Cotton, Neither Carded Nor Combed	135.85	199.24	161.68	117.30	57.73
2	270119	Coal, Whether Or Not Pulverised, Non-Agglomerated (Excl. Anthracite And Bituminous Coal)	131.49	239.80	63.12	22.08	47.82
3	270112	Bituminous Coal, Whether Or Not Pulverised, Non-Agglomerated	88.61	166.68	48.48	21.24	43.47
4	080610	Fresh Grapes	54.52	51.32	55.70	55.19	80.44
5	070200	Tomatoes, Fresh Or Chilled	45.82	36.28	43.03	50.36	39.85
6	070310	Fresh Or Chilled Onions And Shallots	42.42	49.26	22.99	28.66	14.48
7	071339	Dried, Shelled Beans "Vigna And Phaseolus", Whether Or Not Skinned Or Split (Excl. Beans Of . . .	20.93	12.15	7.08	10.83	6.53
8	081090	Fresh Tamarinds, Cashew Apples, Jackfruit, Lychees, Sapodillo Plums, Passion Fruit, Carambola, . . .	19.71	21.27	44.18	18.09	24.57
9	070700	Cucumbers And Gherkins, Fresh Or Chilled	15.64	15.88	16.55	16.42	17.75
10	252610	Natural Steatite, Whether Or Not Roughly Trimmed Or Merely Cut, By Sawing Or Otherwise, Into . . .	14.89	42.37	41.37	8.92	43.20
11	071333	Dried, Shelled Kidney Beans "Phaseolus Vulgaris", Whether Or Not Skinned Or Split	14.49	11.73	13.36	24.62	34.32
12	271119	Gaseous Hydrocarbons, Liquefied, N.E.S. (Excl. Natural Gas, Propane, Butane, Ethylene, Propylene, . . .	11.30	---	0.01	0.01	0.01
13	071320	Dried, Shelled Chickpeas "Garbanzos", Whether Or Not Skinned Or Split	10.66	1.23	1.35	0.77	1.71
14	080620	Dried Grapes	8.00	9.62	8.64	3.30	1.98
15	071390	Dried, Shelled Leguminous Vegetables, Whether Or Not Skinned Or Split (Excl. Peas, Chickpeas, . . .	7.88	10.19	10.24	18.48	29.13
16	080810	Fresh Apples	7.26	13.34	14.64	36.48	43.46
17	780110	Unwrought Lead, Refined	5.99	1.68	---	---	---
18	080910	Fresh Apricots	5.89	11.06	2.93	11.57	13.49
19	071310	Dried, Shelled Peas "Pisum Sativum", Whether Or Not Skinned Or Split	5.76	0.16	0.38	0.86	0.46
20	081310	Dried Apricots	5.67	4.53	3.50	3.50	3.03
21	261000	Chromium Ores And Concentrates	4.82	8.90	2.93	0.29	0.04
22	251511	Marble And Travertine, Crude Or Roughly Trimmed	4.54	5.35	9.48	4.25	6.80
23	230400	Oilcake And Other Solid Residues, Whether Or Not Ground Or In The Form Of Pellets, Resulting . . .	3.61	---	---	0.01	---
24	090931	Cumin Seeds, Neither Crushed Nor Ground	3.47	2.40	1.99	1.73	0.99
25	120921	Alfalfa Seed For Sowing	1.76	1.68	1.48	3.08	1.53

Source: International Trade Center. Note<sup>13</sup>

Afghanistan's top five export products to Pakistan in recent years showcase a mix of agricultural and mineral commodities, reflecting the country's key economic strengths. Leading exports is cotton, which has consistently been Afghanistan's largest export to Pakistan, with a value of \$135.85 million in 2023, though this has seen a decline from the previous year's \$199.24 million. Coal, both non-agglomerated and bituminous, ranks second and third, with combined exports reaching over \$220.01 million in 2023. These figures have seen some fluctuations, particularly with a high of \$239.80 million in coal exports in 2022.

In terms of agricultural exports, fresh grapes and tomatoes are important commodities. Afghanistan exported \$54.52 million worth of fresh grapes to Pakistan in 2023, a slight increase from the previous year, although grape exports have been declining since peaking at \$80.44 million in 2019. Fresh tomatoes followed closely, with exports reaching \$45.82 million in 2023.

13 Afghanistan's Top 50 Product and Category-Wise Exports to Pakistan is Given as Annexure B.1 & B.1.1.

**Table 3-5: Afghanistan's Top 25 Product Imports from Pakistan**

Rank	Hs Code	Commodity	2023	2022	2021	2020	2019
			\$ in Million	\$ in Million	\$ in Million	\$ in Million	\$ in Million
		<b>Total Imports</b>	<b>975.89</b>	<b>988.92</b>	<b>835.87</b>	<b>871.20</b>	<b>1,183.59</b>
1	100640	Broken rice	110.23	81.99	17.21	33.60	22.29
2	100630	Semi-milled or wholly milled rice, whether or not polished or glazed	103.00	94.32	103.48	112.27	57.73
3	210690	Food preparations, n.e.s.	84.90	76.31	32.98	18.08	15.78
4	300490	Medicaments consisting of mixed or unmixed products for therapeutic or prophylactic purposes	55.69	54.45	39.26	38.75	28.44
5	252329	Portland cement (excl. white, whether or not artificially coloured)	55.60	48.81	70.47	70.38	88.17
6	070190	Fresh or chilled potatoes (excl. seed)	46.17	49.19	29.57	3.15	23.00
7	300439	Medicaments containing hormones or steroids used as hormones but not antibiotics, put up in .	41.93	30.72	19.17	20.25	26.74
8	761290	Casks, drums, cans, boxes and similar containers, incl. rigid tubular containers, of aluminium, . . .	33.61	22.06	14.66	13.36	12.02
9	151620	Vegetable fats and oils and their fractions, partly or wholly hydrogenated, inter-esterified, . . .	30.01	84.34	75.25	40.28	35.42
10	441193	Fibreboard of wood or other ligneous materials, whether or not agglomerated with resins or . . .	23.15	19.99	21.08	26.97	29.37
11	070490	Fresh or chilled cabbages, kohlrabi, kale and similar edible brassicas (excl. cauliflowers, . . .	21.80	4.05	8.54	12.43	7.73
12	080529	Fresh or dried wilkings and similar citrus hybrids	21.36	16.79	25.62	35.83	34.58
13	850710	Lead-acid accumulators of a kind used for starting piston engine "starter batteries" (excl. . . .	20.47	20.74	18.19	16.70	15.83
14	871120	Motorcycles, incl. mopeds, with reciprocating internal combustion piston engine of a cylinder . . .	17.58	7.01	4.11	1.52	0.80
15	170199	Cane or beet sugar and chemically pure sucrose, in solid form (excl. cane and beet sugar containing . . .	17.38	---	---	---	127.62
16	870192	Tractors, of an engine power > 18 kW but <= 37 kW (excl. those of heading 8709, pedestrian-controlled . . .	12.91	6.38	3.60	3.92	1.40
17	390761	Poly"ethylene terephthalate", in primary forms, having a viscosity number of >= 78 ml/g	10.13	13.17	8.65	9.07	11.71
18	110313	Groats and meal of maize "corn"	9.94	8.77	10.16	6.19	6.55
19	080390	Fresh or dried bananas (excl. plantains)	9.40	18.50	5.68	21.02	32.12
20	392490	Household articles and toilet articles, of plastics (excl. tableware, kitchenware, baths, shower-baths, . . .	9.40	10.75	12.52	9.23	8.01
21	170410	Chewing gum, whether or not sugar-coated	8.33	12.10	8.86	13.19	22.89
22	070200	Tomatoes, fresh or chilled	8.06	1.13	9.06	3.60	5.23
23	190531	Sweet biscuits	7.98	11.64	5.18	5.90	8.06
24	300339	Medicaments containing hormones or steroids used as hormones, not containing antibiotics, not . . .	7.55	8.73	6.48	8.85	7.06
25	170490	Sugar confectionery not containing cocoa, incl. white chocolate (excl. chewing gum)	6.64	10.69	4.92	8.83	14.58

Source: International Trade Center. Note<sup>14</sup>

Afghanistan's key imports from Pakistan highlight a strong reliance on essential commodities, ranging from food staples to healthcare and construction materials. In 2023, the total value of imports from Pakistan reached \$975.89 million, reflecting a slight decline from the previous year's figure of \$988.92 million, but still showcasing significant trade volumes between the two nations.

In addition to food products, \$84.90 million worth of miscellaneous food preparations were imported in 2023, continuing a trend of increased demand for processed food, which has grown from \$76.31 million in 2022 and \$32.98 million in 2021.

Medicinal products also play a key role in Afghanistan's imports, with medicaments for therapeutic purposes reaching \$55.69 million in 2023.

14 Afghanistan's Top 50 Product and Category-Wise Imports from Pakistan is Given as Annexure B.2 & B.2.1

Finally, construction materials such as Portland cement are another important import, valued at \$55.60 million in 2023. Although slightly lower than in previous years, the demand for cement underscores the ongoing infrastructure development in Afghanistan.

### 3.5.1.1 Afghanistan Category-Wise Trade with Pakistan

Afghanistan's major export category to Pakistan reflects a diverse mix of mineral resources, agricultural products, and raw materials. The largest export category is **mineral fuels and oils**, with total exports in 2023 reaching \$231.40 million. This sector is dominated by coal, with both non-agglomerated and bituminous coal making up the bulk of these exports, alongside minor exports of liquefied gaseous hydrocarbons.

The second most significant category is **edible vegetables and certain roots and tubers**, valued at \$167.33 million in 2023. Afghanistan's vegetable exports include tomatoes, onions, beans, cucumbers, and chickpeas. **Cotton** ranks third, with exports totaling \$135.87 million in 2023. Afghanistan exports large quantities of unprocessed cotton to Pakistan.

The **edible fruit and nuts** category stands fourth, contributing \$106.69 million to Afghanistan's exports in 2023. Fresh grapes were the leading product, followed by tamarinds, apples, dried apricots, and other dried fruits. Finally, **salt, sulphur, earths, and stones** make up the fifth largest export sector, valued at \$20.36 million in 2023. The major exports in this category include natural steatite and marble.

Afghanistan's major import categories from Pakistan include a diverse range of essential products, predominantly from the cereals, pharmaceutical, food preparations, and construction materials sectors.

The largest import category is **cereals**, with imports valued at \$217.56 million in 2023. This sector is dominated by different types of rice, including broken and semi-milled or wholly milled rice, which form a staple part of Afghanistan's food supply. Maize is also a smaller but notable import within this category.

The second major category is **pharmaceutical products**, with imports totaling \$113.60 million in 2023. Afghanistan relies heavily on Pakistan for medicaments used for therapeutic and prophylactic purposes, including hormone-related medicines and antibiotics. **Miscellaneous edible preparations** rank third, contributing \$88.45 million in imports. This category is led by food preparations, including protein concentrates and other edible mixtures.

**Edible vegetables and certain roots and tubers** come fourth, with a total import value of \$76.78 million in 2023. Key products include fresh potatoes, cabbages, and tomatoes. Lastly, **salt, sulphur, earths, and stone**, primarily Portland cement and salt, make up the fifth major import sector, valued at \$59.30 million.

### 3.5.2 Afghanistan's Products and category Wise Trade with Tajikistan

Afghanistan primarily exports agricultural goods, textiles, and raw materials to Tajikistan. These often include agriculture, industrial and manufacture products along with a variety of specific items such as fresh tamarinds, dried grapes, dried apricots, fresh apples, edible vegetables, and wood products, including wood charcoal. Additionally, Afghanistan exports miscellaneous manufactured articles, plastics, and live animals, showcasing a mix of agricultural and manufactured goods.

Conversely, Afghanistan imports a range of industrial products from Tajikistan, including machinery and textiles, as well as mineral fuels, oils, and electrical energy to meet its energy needs. Other key imports include salt, sulfur, products of the milling industry, vehicles (excluding railways), and dairy and poultry products such as birds' eggs, natural honey, and other animal-based edible goods.

The tables below cover the export and import of products between Afghanistan and Tajikistan in more detail. These tables identify the top exports from Afghanistan to Tajikistan and the top imports into Afghanistan from Tajikistan, providing a clearer picture of the trade dynamics and product categories dominating their bilateral trade.

**Table 3-6: Afghanistan's Top 25 Product Exports to Tajikistan**

Rank	Hs Code	Commodity	2023	2022	2021	2020	2019
			\$ in Million	\$ in Million	\$ in Million	\$ in Million	\$ in Million
		<b>Total Exports</b>	<b>4.22</b>	<b>5.02</b>	<b>2.93</b>	<b>0.88</b>	<b>0.22</b>
1	081090	Fresh tamarinds, cashew apples, jackfruit, lychees, sapodillo plums, passion fruit, carambola, . . .	1.30	---	0.00	---	---
2	960310	Brooms and brushes, consisting of twigs or other vegetable materials bound together, with or . . .	0.41	0.30	0.00	0.01	0.04
3	070700	Cucumbers and gherkins, fresh or chilled	0.34	---	---	0.00	---
4	440110	Fuel wood, in logs, billets, twigs, faggots or similar forms	0.34	0.08	0.06	0.02	0.01
5	391810	Floor coverings, whether or not self-adhesive, in rolls or in the form of tiles, and wall or . . .	0.19	0.00	---	0.00	---
6	090932	Cumin seeds, crushed or ground	0.16	0.13	0.06	---	---
7	120921	Alfalfa seed for sowing	0.12	0.22	0.16	0.03	---
8	070190	Fresh or chilled potatoes (excl. seed)	0.11	---	---	0.01	---
9	310210	Urea, whether or not in aqueous solution (excl. that in tablets or similar forms, or in packages . . .	0.10	1.29	0.11	---	---
10	080211	Fresh or dried almonds in shell	0.09	0.10	---	---	---
11	080620	Dried grapes	0.09	0.01	0.00	---	---
12	121190	Plants, parts of plants, incl. seeds and fruits, used primarily in perfumery, in pharmacy or . . .	0.08	0.06	---	---	---
13	081310	Dried apricots	0.08	2.18	1.38	---	---
14	080610	Fresh grapes	0.07	---	---	---	---
15	220210	Waters, incl. mineral and aerated, with added sugar, sweetener or flavour, for direct consumption . . .	0.07	---	0.09	---	---
16	010410	Live sheep	0.06	---	0.05	0.05	0.01
17	120740	Sesamum seeds, whether or not broken	0.05	0.10	0.03	---	---
18	732690	Articles of iron or steel, n.e.s. (excl. cast articles or articles of iron or steel wire)	0.05	---	---	---	---
19	200931	Single citrus fruit juice, unfermented, Brix value <= 20 at 20°C, whether or not containing . . .	0.05	---	---	---	---
20	340111	Soap and organic surface-active products and preparations, in the form of bars, cakes, moulded . . .	0.05	---	---	---	---
21	070200	Tomatoes, fresh or chilled	0.04	---	---	---	---
22	441700	Tools, tool bodies, tool handles, broom or brush bodies and handles, of wood; boot or shoe . . .	0.04	0.05	---	---	---
23	480519	Fluting paper, uncoated, in rolls of a width > 36 cm or in square or rectangular sheets with . . .	0.03	0.04	0.02	---	---
24	091030	Turmeric "curcuma"	0.03	---	---	---	---
25	391890	Floor coverings of plastics, whether or not self-adhesive, in rolls or in the form of tiles, . . .	0.03	---	0.02	0.00	---

Source: International Trade Center. Note<sup>15</sup>

Afghanistan's exports to Tajikistan were led by a mix of agricultural, household, and industrial goods. In 2023, the top export from Afghanistan to Tajikistan was **fresh tropical fruits**, such as tamarinds, lychees, passion fruits, and other similar produce. These fruits were exported to a value of \$1.30 million.

**Brooms and brushes**, made from vegetable materials bound together, were the second-largest export from Afghanistan to Tajikistan, valued at \$0.41 million. **Fresh cucumbers and gherkins** were another notable export, with \$0.34 million worth of produce sent to Tajikistan.

**Fuel wood, in logs and similar forms**, was exported from Afghanistan to Tajikistan, valued at \$0.34 million. Lastly, **floor coverings**, including self-adhesive rolls and tiles, were exported at a value of \$0.19 million.

15 Afghanistan's Top 50 Product and category Exports to Tajikistan is Given as Annexure C.1 & C.1.1.

**Table 3-7: Afghanistan's Top 25 Product Imports from Tajikistan**

Rank	Hs Code	Commodity	2023	2022	2021	2020	2019
			\$ in Million	\$ in Million	\$ in Million	\$ in Million	\$ in Million
		<b>Total Imports</b>	<b>80.67</b>	<b>105.00</b>	<b>82.58</b>	<b>69.40</b>	<b>39.44</b>
1	271600	Electrical energy	57.04	72.83	57.89	38.57	2.40
2	252329	Portland cement (excl. white, whether or not artificially coloured)	13.99	14.58	18.42	22.72	26.11
4	271012	Light oils and preparations, of petroleum or bituminous minerals which >= 90% by volume "incl. . . .	2.86	0.37	0.29	---	---
3	110100	Wheat or meslin flour	3.47	2.87	1.15	0.13	0.78
5	270119	Coal, whether or not pulverised, non-agglomerated (excl. anthracite and bituminous coal)	0.49	5.70	0.08	0.04	---
6	130239	Mucilages and thickeners derived from vegetable products, whether or not modified (excl. from . . .	0.38	5.46	0.34	4.55	6.03
7	190532	Waffles and wafers	0.17	0.04	0.10	0.19	0.23
8	640419	Footwear with outer soles of rubber or plastics and uppers of textile materials (excl. sports . . .	0.14	---	---	---	---
9	220190	Ordinary natural water, not containing added sugar, other sweetening matter or flavoured; ice . . .	0.14	---	---	---	---
10	040790	Birds' eggs, in shell, preserved or cooked	0.14	---	---	0.21	---
11	040729	Fresh birds' eggs, in shell (excl. of domestic fowls, and fertilised for incubation)	0.11	0.75	---	---	---
12	870422	Motor vehicles for the transport of goods, with only compression-ignition internal combustion . . .	0.08	0.06	0.02	---	---
13	961900	Sanitary towels (pads) and tampons, napkins and napkin liners, and similar articles, of any . . .	0.08	0.05	---	---	---
14	440710	Coniferous wood sawn or chipped lengthwise, sliced or peeled, whether or not planed, sanded . . .	0.08	0.00	---	0.01	0.00
15	871640	Trailers and semi-trailers, not designed for running on rails (excl. trailers and semi-trailers . . .	0.08	---	0.01	0.00	0.06
16	200819	Nuts and other seeds, incl. mixtures, prepared or preserved (excl. prepared or preserved with . . .	0.07	---	---	---	---
17	401110	New pneumatic tyres, of rubber, of a kind used for motor cars, incl. station wagons and racing . . .	0.06	---	0.00	0.00	---
18	721499	Bars and rods, of iron or non-alloy steel, only hot-rolled, only hot-drawn or only hot-extruded . . .	0.06	0.01	1.97	0.05	---
19	120241	Groundnuts, in shell (excl. seed for sowing, roasted or otherwise cooked)	0.05	0.24	0.03	0.04	0.08
20	871639	Trailers and semi-trailers for the transport of goods, not designed for running on rails (excl. . . .	0.04	0.01	---	---	---
21	845899	Lathes, incl. turning centres, for removing metal, not numerically controlled (excl. horizontal . . .	0.04	0.04	0.02	0.02	0.04
22	870899	Parts and accessories, for tractors, motor vehicles for the transport of ten or more persons, . . .	0.04	0.06	0.05	0.05	0.08
23	040721	Fresh eggs of domestic fowls, in shell (excl. fertilised for incubation)	0.03	0.13	---	---	---
24	120600	Sunflower seeds, whether or not broken	0.03	0.01	0.06	0.03	0.03
25	220210	Waters, incl. mineral and aerated, with added sugar, sweetener or flavour, for direct consumption . . .	0.03	---	---	---	---

Source: International Trade Center. Note<sup>16</sup>

In 2023, Afghanistan's top import from Tajikistan was **electrical energy**, amounting to \$57.04 million. This ranked first among the imported products. The import of electrical energy has been consistently high over the years, with \$72.83 million in 2022 and \$57.89 million in 2021.

**Portland cement**, excluding white cement, ranked second, with a value of \$13.99 million imported in 2023. Imports of Cement slightly decreased from \$14.58 million in 2022 and \$18.42 million in 2021. **Wheat or meslin flour** was the third most imported product, totaling \$3.47 million in 2023. The import of flour has to \$2.87 million in 2022 from \$1.15 million in 2021.

16 Afghanistan's Top 50 Product and Category-Wise Imports from Tajikistan is Given as Annexure C.2 & C.2.1.

**Light oils and petroleum products**, ranked fourth, with imports valued at \$2.86 million in 2023. This category saw a sharp increase compared to previous years. Lastly, **coal**, ranked fifth among the top imports, amounting to \$0.49 million in 2023. Although the import of coal dropped significantly from \$5.70 million in 2022.

### 3.5.2.1 Afghanistan Category-Wise Trade with Tajikistan

The **edible fruits and nuts** category is the largest contributor to Afghanistan's exports to Tajikistan, reflecting the country's rich agricultural resources. In 2023, this category generated \$1.64 million, driven primarily by the export of fresh tamarinds, cashew apples, and jackfruit, which alone accounted for \$1.30 million. The diversity of fruits available for export included almonds, dried grapes, and dried apricots.

The second category, **edible vegetables and certain roots** are also growing, with exports totaling \$0.50 million in 2023. This growth has been largely fueled by the rising popularity of fresh cucumbers and gherkins, which generated \$0.34 million in revenue. Other notable products included fresh or chilled potatoes and tomatoes.

**Miscellaneous Manufactured Articles**, ranked third, saw exports of \$0.41 million in 2023, primarily from brooms and brushes. The **wood and articles of the wood** category ranked fourth, generating \$0.38 million in exports, predominantly from fuel wood. Lastly, the **oil seeds and oleaginous fruits** category ranked fifth, with exports totaling \$0.27 million in 2023. This sector focuses on specialty crops like alfalfa seed.

In 2023, Afghanistan's primary import from Tajikistan was in the **mineral fuels and oils products of their distillation category**, which ranked first and amounted to \$60.39 million. This significant value is primarily driven by the import of electrical energy, which alone accounted for \$57.04 million.

The **salt, sulfur, earths, and stone; plastering materials, lime, and cement** category ranked second, with imports amounting to \$14.00 million in 2023. Most of this value stemmed from Portland cement, which totaled \$13.99 million. This sector has shown a slight decline from \$14.59 million in 2022.

Ranked third, **products of the milling industry** contributed \$3.49 million to Afghanistan's imports in 2023, primarily from wheat or meslin flour at \$3.47 million. This category has seen growth from \$2.87 million in 2022 and \$1.15 million in 2021.

The imports of **lac; gums, resins, and other vegetable saps and extracts**, which ranked fourth, were valued at \$0.38 million in 2023. This category has experienced fluctuations in value over the years, significantly dropping from \$5.46 million in 2022.

The imports of vehicles ranked fifth, with imports totaling \$0.35 million in 2023. This category includes trailers, motor vehicles for transporting goods, and bicycle parts, and has slightly increased from \$0.13 million in 2022 and \$0.18 million in 2021.

### 3.5.3 Afghanistan's Products and category Wise Trade with Iran

Afghanistan primarily exports agricultural goods, raw materials, and some industrial products to Iran. These include oil seeds, sunflower seeds, plants and plant-based products, coffee, tea, maté, and spices, along with minerals such as lead and articles thereof. Additional exports include edible vegetables, cotton, and live animals, reflecting a strong reliance on agricultural and natural resources.

Afghanistan imports a wide range of industrial and processed goods from Iran these imports include mineral fuels and oils, and a variety of plastic products, such as polyethylene and packaging materials like plates, sheets, films, and bottles. Other key imports include organic chemicals, dairy products, and edible fruits and nuts.

**Table 3-8: Afghanistan's Top 25 Product Exports to Iran**

Rank	Hs Code	Commodity	2023	2022	2021	2020	2019
			\$ in Million	\$ in Million	\$ in Million	\$ in Million	\$ in Million
		<b>Total Exports</b>	<b>34.17<sup>Est</sup></b>	<b>29.11</b>	<b>21.12</b>	<b>4.16</b>	<b>7.73</b>
1	120600	Sunflower seeds, whether or not broken	---	4.26	2.58	---	---
2	780110	Unwrought lead, refined	---	3.35	---	---	0.87
3	121190	Plants, parts of plants, incl. seeds and fruits, used primarily in perfumery, in pharmacy or . . .	---	2.58	4.10	0.47	0.63
4	120740	Sesamum seeds, whether or not broken	---	2.31	2.52	1.22	0.95
5	071333	Dried, shelled kidney beans "Phaseolus vulgaris", whether or not skinned or split	---	1.50	0.62	---	---
6	090961	Juniper berries and seeds of anise, badian, caraway or fennel, neither crushed nor ground	---	1.46	1.60	0.47	---
7	010613	Live camels and other camelids [Camelidae]	---	1.43	1.22	0.23	1.42
8	090411	Pepper of the genus Piper, neither crushed nor ground	---	1.38	0.77	---	---
9	121299	Fruit stones and kernels and other vegetable products, incl. unroasted chicory roots of the . . .	---	1.05	0.85	0.03	0.07
10	520512	Single cotton yarn, of uncombed fibres, containing >= 85% cotton by weight and with a linear . . .	---	1.05	0.81	---	---
11	071331	Dried, shelled beans of species "Vigna mungo [L.] Hepper or Vigna radiata [L.] Wilczek", whether . . .	---	1.03	0.33	---	---
12	520100	Cotton, neither carded nor combed	---	0.82	---	---	---
13	120242	Groundnuts, shelled, whether or not broken (excl. seed for sowing, roasted or otherwise cooked)	---	0.81	0.42	0.21	---
14	251511	Marble and travertine, crude or roughly trimmed	---	0.79	0.91	0.73	0.39
15	080212	Fresh or dried almonds, shelled	---	0.71	1.37	0.07	---
16	170113	Raw cane sugar, in solid form, not containing added flavouring or colouring matter, obtained . . .	---	0.67	---	---	---
17	520523	Single cotton yarn, of combed fibres, containing >= 85% cotton by weight and with a linear . . .	---	0.37	0.71	---	---
18	090611	Cinnamon "Cinnamomum zeylanicum Blume" (excl. crushed and ground)	---	0.35	0.11	---	---
19	500100	Silkworm cocoons suitable for reeling	---	0.33	0.32	0.19	0.32
20	090831	Cardamoms, neither crushed nor ground	---	0.32	---	---	---
21	130219	Vegetable saps and extracts (excl. liquorice, hops, opium and ephedra)	---	0.32	0.66	---	---
22	120799	Oil seeds and oleaginous fruits, whether or not broken (excl. edible nuts, olives, soya beans, . . .	---	0.27	0.10	---	---
23	151620	Vegetable fats and oils and their fractions, partly or wholly hydrogenated, inter-esterified, . . .	---	0.21	0.21	---	---
24	291814	Citric acid	---	0.20	---	---	---
25	071340	Dried, shelled lentils, whether or not skinned or split	---	0.18	---	---	---

Source: International Trade Center. Note<sup>17</sup>, Est.=Estimated value of total export in 2023<sup>18</sup>

In 2022, Afghanistan exported \$4.26 million worth of **sunflower seeds** to Iran, marking a substantial increase from \$2.58 million in 2021. Exports of **unwrought lead, refined**, amounted to \$3.35 million in 2022, showcasing a resurgence in this product's trade. Notably, there were no recorded exports in 2021 and 2020, but there was a small export of \$0.87 million in 2019.

In 2022, the export value of **plants and parts of plants** reached \$2.58 million, a decline from \$4.10 million in 2021. Exports of **sesamum seeds** were valued at \$2.31 million in 2022, a slight decrease from \$2.52 million in 2021. This product has seen a steady rise in exports over the years, increasing from \$1.22 million in 2020. The export of **dried, shelled kidney beans** reached \$1.50 million in 2022, significantly up from \$0.62 million in 2021.

17 Afghanistan's Top 50 Product and Category-Wise Exports to Iran is Given as Annexure D.1 & D.1.1.

18 The 2023 data for Iran is not available, so we used estimated value for 2023 from growth rate of 2021 & 2022.

**Table 3-9: Afghanistan's Top 25 Product Imports from Iran**

Rank	Hs Code	Commodity	2023	2022	2021	2020	2019
			\$ in Million	\$ in Million	\$ in Million	\$ in Million	\$ in Million
		<b>Total Imports</b>	<b>1,556.44<sup>Est</sup></b>	<b>1,645.33</b>	<b>1,838.63</b>	<b>1,746.82</b>	<b>1,672.94</b>
1	271012	Light oils and preparations, of petroleum or bituminous minerals which >= 90% by volume "incl. . . .	---	281.22	367.22	---	---
2	271019	Medium oils and preparations, of petroleum or bituminous minerals, not containing biodiesel, . . .	---	100.67	85.09	---	---
3	290290	Cyclic hydrocarbons (excl. cyclanes, cyclenes, benzene, toluene, xylenes, styrene, ethylbenzene . . .	---	49.68	25.05	22.27	3.35
4	080810	Fresh apples	---	43.70	50.53	51.68	87.12
5	390110	Polyethylene with a specific gravity of < 0,94, in primary forms	---	34.11	20.68	12.58	12.69
6	080410	Fresh or dried dates	---	24.50	25.30	24.50	13.96
7	392010	Plates, sheets, film, foil and strip, of non-cellular polymers of ethylene, not reinforced, . . .	---	23.01	21.81	29.26	22.53
8	392330	Carboys, bottles, flasks and similar articles for the conveyance or packaging of goods, of . . .	---	20.04	11.92	12.02	13.91
9	390120	Polyethylene with a specific gravity of >= 0,94, in primary forms	---	16.13	6.31	8.45	10.05
10	040150	Milk and cream of a fat content by weight of > 10%, not concentrated nor containing added sugar . . .	---	14.81	11.38	27.95	35.39
11	392020	Plates, sheets, film, foil and strip, of non-cellular polymers of ethylene, not reinforced, . . .	---	14.17	11.46	8.55	8.63
12	040210	Milk and cream in solid forms, of a fat content by weight of <= 1,5%	---	12.83	6.67	4.56	---
13	040390	Buttermilk, curdled milk and cream, kephir and other fermented or acidified milk and cream, . . .	---	10.71	9.82	5.02	4.66
14	392410	Tableware and kitchenware, of plastics	---	7.93	5.07	5.97	1.87
15	081050	Fresh kiwifruit	---	7.58	5.14	6.48	4.57
16	290123	Butene "butylene" and isomers thereof	---	6.89	15.00	9.74	3.81
17	080251	Fresh or dried pistachios, in shell	---	6.70	8.47	10.45	17.16
18	390210	Polypropylene, in primary forms	---	6.12	5.98	2.47	5.16
19	392490	Household articles and toilet articles, of plastics (excl. tableware, kitchenware, baths, shower-baths, . . .	---	5.11	5.06	7.35	6.08
20	392350	Stoppers, lids, caps and other closures, of plastics	---	4.75	3.28	2.83	2.59
21	390422	Plasticised poly"vinyl chloride", in primary forms, mixed with other substances	---	3.98	2.99	3.64	3.29
22	291539	Esters of acetic acid (excl. ethyl, vinyl, n-butyl and dinoseb [ISO] acetates)	---	3.68	5.14	1.61	0.17
23	392690	Articles of plastics and articles of other materials of heading 3901 to 3914, n.e.s (excl. . . .	---	3.48	2.70	6.70	18.11
24	390410	Poly"vinyl chloride", in primary forms, not mixed with any other substances	---	2.93	6.00	4.21	10.33
25	040291	Milk and cream, concentrated but unsweetened (excl. in solid forms)	---	2.76	5.65	0.01	0.003

Source: International Trade Center. Note<sup>19</sup>, Est=Estimated value of total import in 2023<sup>20</sup>

**Light oils and preparations of petroleum** ranked as the top imported products of Afghanistan from Iran, amounting to \$281.22 million in 2022. **Medium oils and preparations** followed as the second most significant import, valued at \$100.67 million in 2022, reflecting an increase from \$85.09 million in 2021. **Cyclic hydrocarbons** ranked third, with imports valued at \$49.68 million in 2022, marking a substantial rise from \$25.05 million in 2021.

**Fresh apples** take the fourth position among the top 25 product imports, with a value of \$43.70 million in 2022. Although this represents a slight decline from \$50.53 million in 2021. **Polyethylene**, ranked fifth, valued at \$34.11 million in 2022. This category showed an increase from \$20.68 million in 2021.

19 Afghanistan's Top 50 Product and Category-wise Imports from Iran is Given as Annexure D.2 & D.2.1.

20 The 2023 data for Iran is not available, so we used the estimated value for 2023 from growth rate of 2021 & 2022.

### 3.5.3.1 Afghanistan Category-Wise Trade with Iran

The **Oil Seeds and Oleaginous Fruits** category has emerged as the leading contributor to Afghanistan's exports to Iran, valued at \$11.72 million in 2022, up from \$10.88 million the previous year. This category's prominence is underscored by the export of sunflower seeds, which alone generated \$4.26 million. Other significant products include plants and parts used in perfumery and pharmacy, contributing \$2.58 million, and sesamum seeds, accounting for \$2.31 million.

In addition to oil seeds, Afghanistan also exported **Coffee, Tea, Maté, and Spices**, which ranked second with contributions of \$3.81 million in 2022, a notable increase from \$2.89 million in 2021. Moreover, **the Lead and Articles Thereof** category saw exports valued at \$3.35 million in 2022, with unwrought lead being the primary product.

The sector of **Edible Vegetables** also made significant contributions, exporting goods worth \$2.71 million in 2022, an increase from \$0.94 million in 2021. Dried shelled kidney beans were particularly prominent, generating \$1.50 million. Lastly, the **Cotton** category rounded out the top five, contributing \$2.29 million in exports in 2022, up from \$1.51 million in 2021.

The leading category in imports was **Mineral Fuels and Oils**, which amounted to \$556.88 million in 2022, although this was down from \$657.97 million in 2021, with light oils and preparations alone contributing \$281.22 million.

Following this, **Plastics and Articles Thereof** ranked as the second largest import category, valued at \$162.28 million in 2022. Key products included polyethylene and various forms of plastic sheets and articles. In the realm of agriculture, **Edible Fruits and Nuts** saw imports decline to \$91.80 million in 2022 from \$106.98 million in 2021. Fresh apples remained the primary product, valued at \$43.70 million.

**Organic Chemicals** constituted another vital area of imports, reaching \$65.49 million in 2022, up from \$49.43 million the previous year. Major products in this category included cyclic hydrocarbons and butene. Lastly, **Dairy Produce** imports totaled \$57.63 million in 2022, an increase from \$52.22 million in 2021. Products such as milk and cream with higher fat content dominated this Category.

### 3.5.4 Afghanistan's Products and category Wise Trade with Uzbekistan

Afghanistan primarily exports agricultural produce and raw materials to Uzbekistan, these exports include edible fruits and nuts, such as fresh or dried almonds in the shell, cotton, oil seeds, oleaginous fruits, and edible vegetables, including certain roots and tubers.

On the other hand, Afghanistan imports essential industrial and processed goods from Uzbekistan. Key imports include products of the milling industry, mineral fuels and oils, and edible vegetables. Additionally, Afghanistan sources animal, vegetable, or microbial fats and oils and their cleavage products from Uzbekistan.

The tables below list the top exports from Afghanistan to Uzbekistan and the top imports into Afghanistan from Uzbekistan.

**Table 3-10: Afghanistan's Top 25 Product Exports to Uzbekistan**

Rank	Hs Code	Commodity	2023	2022	2021	2020	2019
			\$ in Million	\$ in Million	\$ in Million	\$ in Million	\$ in Million
		<b>Total Exports</b>	<b>11.30<sup>Est</sup></b>	<b>9.06</b>	<b>5.83</b>	<b>1.13</b>	<b>2.06</b>
1	520100	Cotton, neither carded nor combed	---	1.72	1.12	---	---
2	080211	Fresh or dried almonds in shell	---	1.07	0.07	---	---
3	081310	Dried apricots	---	0.91	0.07	---	---
4	120740	Sesamum seeds, whether or not broken	---	0.89	---	---	---
5	70190	Fresh or chilled potatoes (excl. seed)	---	0.86	1.74	0.02	0.02
6	121299	Fruit stones and kernels and other vegetable products, incl. unroasted chicory roots of the . . .	---	0.55	0.18	---	---
7	90931	Cumin seeds, neither crushed nor ground	---	0.45	0.27	0.19	0.02
8	170199	Cane or beet sugar and chemically pure sucrose, in solid form (excl. cane and beet sugar containing . . .	---	0.30	---	---	---
9	570241	Carpets and other floor coverings, of wool or fine animal hair, woven, not tufted or flopped, . . .	---	0.28	---	---	---
10	252610	Natural steatite, whether or not roughly trimmed or merely cut, by sawing or otherwise, into . . .	---	0.28	0.40	0.19	0.18
11	520300	Cotton, carded or combed	---	0.26	---	---	---
12	902212	Computer tomography apparatus	---	0.20	---	---	---
13	847480	Machinery for agglomerating, shaping or moulding solid mineral fuels, ceramic paste, unhardened . . .	---	0.18	---	---	0.03
14	271112	Propane, liquefied	---	0.12	---	---	---
15	220210	Waters, incl. mineral and aerated, with added sugar, sweetener or flavour, for direct consumption . . .	---	0.11	0.16	0.08	0.14
16	71333	Dried, shelled kidney beans "Phaseolus vulgaris", whether or not skinned or split	---	0.10	0.08	---	---
17	480256	Uncoated paper and paperboard, of a kind used for writing, printing or other graphic purposes, . . .	---	0.09	---	---	---
18	842230	Machinery for filling, closing, sealing or labelling bottles, cans, boxes, bags or other containers; . . .	---	0.08	---	---	---
19	080212	Fresh or dried almonds, shelled	---	0.07	0.10	---	---
20	200989	Juice of fruit or vegetables, unfermented, whether or not containing added sugar or other sweetening . . .	---	0.06	0.06	0.03	0.002
21	680291	Marble, travertine and alabaster, in any form (excl. tiles, cubes and similar articles of subheading . . .	---	0.05	0.07	---	0.03
22	761510	Table, kitchen or other household articles and parts thereof, and pot scourers and scouring . . .	---	0.05	0.02	0.01	---
23	140490	Vegetable products n.e.s	---	0.04	---	---	---
24	845611	Machine tools for working any material by removal of material, operated by laser (excl. soldering . . .	---	0.04	---	---	---
25	430130	Raw furskins of the following types of lamb: Astrakhan, Caracul, Persian, Broadtail and similar, . . .	---	0.04	0.23	0.11	0.26

Source: International Trade Center. Note<sup>21</sup>, Est=Estimated value of total export in 2023<sup>22</sup>

**Cotton** ranks first among Afghanistan's exports to Uzbekistan, generating \$1.72 million in 2022, up from \$1.12 million in 2021. **Fresh or dried almonds in shell** is the second leading export, accounting for \$1.07 million in 2022, a significant increase from just \$0.07 million in 2021.

**Dried apricots** hold the third position, with exports valued at \$0.91 million in 2022, compared to \$0.07 million in 2021. **Sesamum seeds** come in fourth, totaling **\$0.89 million** in exports for 2023. This is the first year for which this product has been exported.

The export of **fresh or chilled potatoes** from Afghanistan to Uzbekistan ranks fifth, contributing \$0.86 million in 2022. This figure marks a notable decline from \$1.74 million in 2021, which in turn was a significant increase from \$0.02 million in 2020. In 2019, exports were also low, contributing a mere \$0.02 million.

21 Afghanistan's Top 50 Product and Category-Wise Exports to Uzbekistan is Given as Annexure E.1 & E.1.1.

22 The 2023 data for Uzbekistan is not available, so we used estimated value for 2023 from growth rate of 2021 & 2022.

**Table 3-11: Afghanistan's Top 25 Product Imports from Uzbekistan**

Rank	Hs Code	Commodity	2023	2022	2021	2020	2019
			\$ in Million	\$ in Million	\$ in Million	\$ in Million	\$ in Million
		<b>Total Imports</b>	<b>541.21<sup>Est</sup></b>	<b>524.96</b>	<b>493.90</b>	<b>570.57</b>	<b>454.35</b>
1	110100	Wheat or meslin flour	---	268.53	281.01	217.54	104.33
2	271600	Electrical energy	---	82.47	91.49	133.19	100.30
3	271012	Light oils and preparations, of petroleum or bituminous minerals which >= 90% by volume "incl. . . .	---	33.01	6.59	14.47	35.68
4	271112	Propane, liquefied	---	22.31	9.65	13.09	21.98
5	71339	Dried, shelled beans "Vigna and Phaseolus", whether or not skinned or split (excl. beans of . . .	---	21.63	23.08	35.03	39.02
6	151211	Crude sunflower-seed or safflower oil	---	11.41	0.26	2.20	0.02
7	271019	Medium oils and preparations, of petroleum or bituminous minerals, not containing biodiesel, . . .	---	11.40	0.61	2.27	4.28
8	310210	Urea, whether or not in aqueous solution (excl. that in tablets or similar forms, or in packages . . .	---	7.98	15.46	8.24	19.46
9	151790	Edible mixtures or preparations of animal or vegetable fats or oils and edible fractions of . . .	---	7.14	0.71	---	0.01
10	310530	Diammonium hydrogenorthophosphate "diammonium phosphate" (excl. that in tablets or similar . . .	---	5.56	---	---	---
11	310559	Mineral or chemical fertilisers containing the two fertilising elements nitrogen (excl. nitrate) . . .	---	5.39	5.16	6.03	4.55
12	151219	Sunflower-seed or safflower oil and their fractions, whether or not refined, but not chemically . . .	---	3.23	0.82	6.46	0.31
13	40721	Fresh eggs of domestic fowls, in shell (excl. fertilised for incubation)	---	3.09	5.46	2.79	4.59
14	71333	Dried, shelled kidney beans "Phaseolus vulgaris", whether or not skinned or split	---	3.06	0.66	0.93	1.12
15	570242	Carpets and other floor coverings, of man-made textile materials, woven, not tufted or flopped, . . .	---	2.50	2.70	2.96	3.63
16	151221	Crude cotton-seed oil	---	1.94	---	2.54	---
17	870332	Motor cars and other motor vehicles principally designed for the transport of <10 persons, . . .	---	1.92	4.37	0.58	---
18	70310	Fresh or chilled onions and shallots	---	1.92	0.26	3.22	0.93
19	480519	Fluting paper, uncoated, in rolls of a width > 36 cm or in square or rectangular sheets with . . .	---	1.65	0.94	0.01	---
20	100199	Wheat and meslin (excl. seed for sowing, and durum wheat)	---	1.51	0.21	0.78	12.97
21	200819	Nuts and other seeds, incl. mixtures, prepared or preserved (excl. prepared or preserved with . . .	---	1.51	2.01	0.20	0.10
22	151229	Cotton-seed oil and its fractions, whether or not refined, but not chemically modified (excl. . . .	---	1.46	---	5.16	0.01
23	283620	Disodium carbonate	---	1.16	0.10	0.57	0.82
24	570330	Carpets and other floor coverings, of man-made textile materials, tufted "needle punched", . . .	---	1.07	0.51	0.74	0.56
25	271119	Gaseous hydrocarbons, liquefied, n.e.s. (excl. natural gas, propane, butane, ethylene, propylene, . . .	---	1.02	0.03	---	---

Source: International Trade Center. Note<sup>23</sup>, Est=Estimated value of total imports in 2023<sup>24</sup>

Afghanistan's imports of wheat or meslin flour **rank first**, totaling \$268.53 million in 2022, a slight decrease from \$281.01 million in 2021.

**Electrical energy** imports were valued at \$82.47 million in 2022, down from \$91.49 million in 2021. There is a steady decline from \$133.19 million in 2020 to \$82.47 million in 2022. **Light oils and preparations** take third place, with imports accounting for \$33.01 million in 2022, significantly up from \$6.59 million in 2021.

23 Afghanistan's Top 50 Product and Category-Wise Imports from Uzbekistan is Given as Annexure E.2 & E.2.1.

24 The 2023 data for Uzbekistan is not available, so we used estimated value for 2023 from growth rate of 2021 & 2022.

In 2022, **liquefied propane** secured fourth place among Afghanistan's imports from Uzbekistan, totaling \$22.31 million. This marked a significant increase from \$9.65 million in 2021. **Dried, shelled beans** round up the top five imports, amounting to \$21.63 million in 2022. This figure represents a decrease from \$23.08 million in 2021.

#### 3.5.4.1 Afghanistan Category-Wise Trade with Uzbekistan

Afghanistan's leading export category to Uzbekistan was **Edible Fruits and Nuts**, contributing \$2.05 million to total exports. This category showcased a variety of notable products, including fresh or dried almonds, both in shell and shelled forms, as well as dried apricots. The Cotton sector generated \$1.98 million in exports from Afghanistan to Uzbekistan. This category was predominantly composed of uncarded cotton.

In the **Oil Seeds and Oleaginous Fruits** category, Afghanistan's exports totaled \$1.48 million. Key products in this category included sesame seeds and a range of vegetable seeds. Additionally, the **Coffee, Tea, Maté, and Spices** category accounted for \$0.45 million in exports to Uzbekistan, with cumin seeds emerging as the standout product. Finally, the fifth category, **Edible Vegetables** contributed \$0.96 million to Afghanistan's exports. Fresh potatoes were the primary item exported.

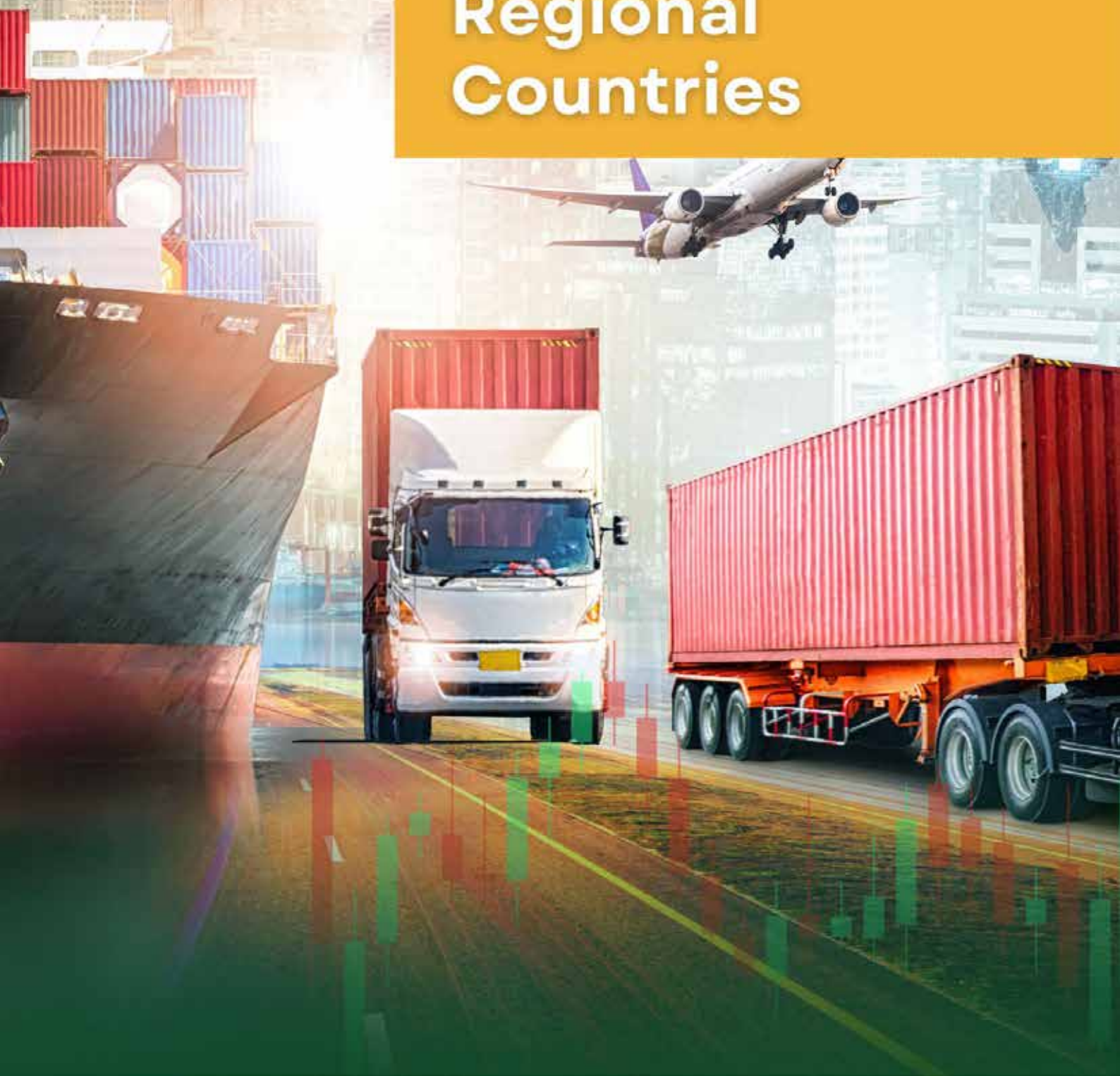
Afghanistan imports a significant quantity of **Products of the Milling Industry**, which is ranked first among its imports from Uzbekistan, amounting to \$268.80 million. The primary product in this category is wheat or meslin flour, which alone accounted for \$268.53 million. Another critical area of import is **Mineral Fuels and Oils**, ranked second, totaling \$150.25 million. Key products include electrical energy, valued at \$82.47 million.

Afghanistan also imports **Edible Vegetables**, which ranks third, totaling \$27.59 million. Notable items include dried, shelled beans at \$21.63 million and fresh or chilled onions at \$1.92 million.

The **Animal, Vegetable, or Microbial Fats and Oils and Their Cleavage Products** category ranks fourth with imports amounting to \$25.19 million. The leading products include crude sunflower-seed oil valued at \$11.41 million and edible mixtures of fats at \$7.14 million. Lastly, Afghanistan's imports of **fertilizers** are positioned in fifth place, amounting to \$18.92 million in 2022. Key items within this category include urea, valued at \$7.98 million, and diammonium phosphate, at \$5.56 million in 2022.

## Chapter 4

# Afghanistan Trade with Key Non-bordering Regional Countries



## Chapter: 4

# Afghanistan Trade with Key Non-bordering Regional Countries

## 4.1 Afghanistan Trade Overview with Other Key Regional Countries

In this section, we will explore Afghanistan's trade relations with key non-bordering regional countries—China, Kazakhstan, India, Turkey, and the United Arab Emirates (UAE). Currently, Afghanistan is trading with more than 60 non-border countries; however, we have selected these top five countries to provide a focused trade analysis, as they play a vital role in Afghanistan's trade network. Data for 2023 for Afghanistan's trade with the UAE is not available, hence for the UAE an estimated value has been used.

## 4.2 Country-Wise Trade pattern of Afghanistan with Key Non-Bordering Regional Countries

In this study, we present Afghanistan's total exports and imports with its key non-bordering regional countries, highlighting the countries with which Afghanistan has the highest levels of exports and imports. The details of this analysis are provided in the following table.

**Table 4-1: Afghanistan's Trade with Key Non-Bordering Regional Countries**

Afghanistan Imports from Key Non-Bordering countries							Afghanistan Exports to Key Non-Bordering countries					
Rank	Countries	2023	2022	2021	2020	2019	Countries	2023	2022	2021	2020	2019
		\$ in Million	\$ in Million	\$ in Million	\$ in Million	\$ in Million		\$ in Million	\$ in Million	\$ in Million	\$ in Million	\$ in Million
1	China	1,269.78	553.1	474.45	500.68	599.8	India	666.15	414.75	560.8	511.43	494.77
2	UAE	1,254.38 <sup>Est</sup>	1,224.23	1,166.09	1,660.98	1,620.24	China	64.00	42.02	49.53	54.51	29.28
3	Kazakhstan	615.51	978.9	469.38	621.93	399.36	Türkiye	31.15	31.53	33.46	27.3	24.05
4	India	362.34	481.6	661.67	855.24	891.18	Kazakhstan	21.17	9.05	4.96	1.64	2.80
5	Türkiye	256.41	269.5	258.64	207.84	156.48	UAE	9.48 <sup>Est</sup>	34.74	466.23	573.22	1,004.43

Source: International Trade Center, Note Est=Estimated value of total export & import in 2023<sup>25</sup>

The table provides an overview of Afghanistan's trade with key non-bordering regional countries from 2019 to 2023, showcasing the key players in both imports and exports. China stands out as Afghanistan's top key regional import partner, with imports reaching \$1,269.78 million in 2023, a substantial increase from \$553.1 million in 2022. On the export side, India leads, with Afghanistan exporting goods worth \$666.15 million in 2023, marking a significant rise from \$414.75 million in 2022.

Kazakhstan ranks third in imports, with \$615.51 million in 2023, though this reflects a decline from \$978.9 million in 2022. Exports to Kazakhstan, however, remain modest at \$21.17 million in 2023. India is Afghanistan's third-largest source of imports, with \$362.34 million in 2023, down from \$481.6 million in 2022.

<sup>25</sup> The 2023 data for UAE is not available, so we used the estimated value for 2023 from growth rate of 2021 & 2022.

## 4.2.1 Afghanistan's Products and category Wise Trade with China

Afghanistan's exports and imports with China are shown in the following tables.

**Table 4-2: Afghanistan's Top 25 Product Exports to China**

Rank	Hs Code	Commodity	2023	2022	2021	2020	2019
			\$ in Million	\$ in Million	\$ in Million	\$ in Million	\$ in Million
		<b>Total Exports</b>	<b>64.00</b>	<b>42.02</b>	<b>49.53</b>	<b>54.51</b>	<b>29.28</b>
1	080291	Fresh or dried pine nuts, in shell	57.24	34.22	---	---	---
2	081310	Dried apricots	3.32	2.78	1.01	1.43	1.42
3	510220	Coarse animal hair, neither carded nor combed (excl. wool, hair and bristles used in the manufacture . . .	1.46	1.33	1.97	0.51	0.80
4	710310	Precious stones and semi-precious stones, unworked or simply sawn or roughly shaped, whether . . .	0.84	0.60	0.38	0.04	0.02
5	570110	Carpets and other textile floor coverings, of wool or fine animal hair, knotted, whether or . . .	0.19	0.07	0.17	0.02	0.26
6	080620	Dried grapes	0.17	0.01	0.26	0.37	0.63
7	140490	Vegetable products n.e.s	0.13	0.28	0.11	0.02	0.04
8	570210	Kelem, Schumacks, Karamanie and similar hand-woven rugs, whether or not made up	0.13	0.02	0.03	0.00	0.03
9	510121	Shorn wool, degreased, non-carbonised, neither carded nor combed	0.09	---	---	---	---
10	670300	Human hair, dressed, thinned, bleached or otherwise worked; wool, other animal hair or other . . .	0.09	0.03	---	---	---
11	710399	Precious and semi-precious stones, worked, whether or not graded, but not strung, mounted or . . .	0.07	---	0.001	---	0.001
12	999999	Commodities not elsewhere specified	0.05	0.07	0.21	0.11	0.05
13	252610	Natural steatite, whether or not roughly trimmed or merely cut, by sawing or otherwise, into . . .	0.03	0.05	0.02	0.11	0.20
14	251512	Marble and travertine, merely cut, by sawing or otherwise, into blocks or slabs of a square . . .	0.02	---	---	---	---
15	970610	Antiques, over 250 years old	0.016	---	---	---	---
16	710391	Rubies, sapphires and emeralds, worked, whether or not graded, but not strung, mounted or set, . . .	0.014	0.01	0.51	0.17	0.37
17	570291	Carpets and other floor coverings, of wool or fine animal hair, woven, not tufted or flopped, . . .	0.011	---	0.02	---	---
18	401693	Gaskets, washers and other seals, of vulcanised rubber (excl. hard rubber and those of cellular . . .	0.011	0.003	---	---	---
19	330610	Dentifrices, incl. those used by dental practitioners	0.010	---	---	---	---
20	611011	Jerseys, pullovers, cardigans, waistcoats and similar articles, of wool, knitted or crocheted . . .	0.010	0.018	0.106	0.004	---
21	390422	Plasticised poly"vinyl chloride", in primary forms, mixed with other substances	0.010	0.019	0.021	0.012	0.004
22	842129	Machinery and apparatus for filtering or purifying liquids (excl. such machinery and apparatus . . .	0.008	---	---	---	---
23	330129	Essential oils, whether or not terpenaceous, incl. concretes and absolutes (excl. those of citrus . . .	0.007	0.006	---	---	---
24	330499	Beauty or make-up preparations and preparations for the care of the skin (other than medicaments), . . .	0.006	---	---	0.002	0.008
25	620590	Men's or boys' shirts of textile materials (excl. of cotton or man-made fibres, knitted or . . .	0.006	---	---	---	---

Source: International Trade Center. Note<sup>26</sup>

In 2023, Afghanistan's exports to China were dominated by **fresh or dried pine nuts**, which held the top position with a value of \$57.24 million, a significant rise from \$34.22 million in 2022. This product's export was relatively new, as it wasn't recorded in previous years, demonstrating its growing demand in China. Following in second place, **dried apricots** generated \$3.32 million in 2023, up from \$2.78 million in 2022.

26 Afghanistan's Top 50 Product and Category-Wise Exports to China is Given as Annexure F.1 & F.1.1.

Ranked third, **coarse animal hair**, accounted for \$1.46 million in 2023, up slightly from \$1.33 million in 2022, though it had seen a higher export value of \$1.97 million in 2021.

**Precious stones and semi-precious stones** secured fourth position with exports valued at \$0.84 million in 2023, an increase from \$0.60 million in 2022 and \$0.38 million in 2021. Lastly, in fifth place, **Afghan carpets and other textile floor coverings of wool or fine animal hair** reached \$0.19 million in exports to China in 2023, up from \$0.07 million in 2022.

**Table 4-3: Afghanistan's Top 25 Product Imports from China**

Rank	Hs Code	Commodity	2023	2022	2021	2020	2019
			\$ in Million	\$ in Million	\$ in Million	\$ in Million	\$ in Million
		<b>Total Imports</b>	<b>1,269.78</b>	<b>553.08</b>	<b>474.45</b>	<b>500.68</b>	<b>599.80</b>
1	999999	Commodities not elsewhere specified	306.45	2.00	0.18	0.97	0.70
2	540752	Woven fabrics of yarn containing >= 85% by weight of textured polyester filaments, incl. monofilament . . .	96.59	27.43	15.21	30.25	50.45
3	401120	New pneumatic tyres, of rubber, of a kind used for buses and lorries (excl. tyres with lug, . . .	67.07	63.37	71.31	53.95	113.27
4	871120	Motorcycles, incl. mopeds, with reciprocating internal combustion piston engine of a cylinder . . .	64.18	40.17	24.06	22.26	12.33
5	551511	Woven fabrics containing predominantly, but < 85% polyester staple fibres by weight, mixed . . .	59.51	19.59	18.34	11.71	7.39
6	854143	Photovoltaic cells assembled in modules or made up into panels	55.71	14.79	---	---	---
7	540754	Woven fabrics of yarn containing >= 85% by weight of textured polyester filaments, incl. monofilament . . .	33.36	17.23	6.71	7.58	9.00
8	850440	Static converters	30.24	13.76	11.60	9.14	13.72
9	551219	Woven fabrics containing >= 85% polyester staple fibres by weight, dyed, made of yarn of different . . .	18.08	4.71	7.92	8.87	0.96
10	401110	New pneumatic tyres, of rubber, of a kind used for motor cars, incl. station wagons and racing . . .	15.69	10.42	7.94	6.26	12.80
11	851714	Telephones for cellular networks or for other wireless networks (excl. line telephone sets . . .	14.99	16.10	---	---	---
12	841370	Centrifugal pumps, power-driven (excl. those of subheading 8413.11 and 8413.19, fuel, lubricating . . .	11.59	9.63	6.86	4.56	5.55
13	551321	Plain woven fabrics containing predominantly, but < 85% polyester staple fibres by weight, . . .	8.39	0.17	0.30	0.46	0.19
14	551341	Plain woven fabrics containing predominantly, but < 85% polyester staple fibres by weight, . . .	7.55	---	---	---	---
15	871410	Parts and accessories of motorcycles, incl. mopeds, n.e.s.	7.20	4.76	5.84	5.61	4.97
16	851761	Base stations of apparatus for the transmission or reception of voice, images or other data	6.76	5.61	1.78	3.81	7.08
17	540761	Woven fabrics of yarn containing >= 85% by weight of non-textured polyester filaments, incl. . . .	5.86	0.78	0.43	0.40	1.54
18	851762	Machines for the reception, conversion and transmission or regeneration of voice, images or . . .	5.77	2.56	1.38	4.43	6.39
19	847150	Processing units for automatic data-processing machines, whether or not containing in the same . . .	5.54	1.15	0.09	0.47	0.84
20	551614	Woven fabrics containing >= 85% artificial staple fibres by weight, printed	5.00	0.36	0.49	0.92	0.05
21	870899	Parts and accessories, for tractors, motor vehicles for the transport of ten or more persons, . . .	4.97	4.83	3.36	3.02	3.11
22	852872	Reception apparatus for television, colour, whether or not incorporating radio-broadcast receivers . . .	4.88	4.58	4.38	9.65	11.46
23	870830	Brakes and servo-brakes and their parts, for tractors, motor vehicles for the transport of . . .	4.23	3.21	1.57	1.55	1.56
24	848210	Ball bearings	3.91	3.77	4.97	2.28	1.21
25	851679	Electro-thermic appliances, for domestic use (excl. hairdressing appliances and hand dryers, . . .	3.19	0.83	0.76	0.76	0.82

Source: International Trade Center. Note<sup>27</sup>

27 Afghanistan Top 50 Product and Category-Wise Imports from China is Given as Annexure F.2 & F.2.1.

In 2023, Afghanistan's imports from China were led by **commodities not elsewhere specified**, totaling \$306.45 million, a dramatic increase from \$2.00 million in 2022 and \$0.70 million in 2019. The second-highest import was **woven fabrics of yarn**, which reached \$96.59 million in 2023, up significantly from \$27.43 million in 2022.

Imports of **new pneumatic tyres for buses and lorries** ranked third, amounting to \$67.07 million in 2023, a slight rise from \$63.37 million in 2022.

In fourth place were **motorcycles, including mopeds**, with a total import value of \$64.18 million in 2023. This category saw an increase from \$40.17 million in 2022 and a sharp rise compared to \$12.33 million in 2019. Rounding up the top five, **woven fabrics** reached \$59.51 million in imports for 2023, showing considerable growth from \$19.59 million in 2022 and \$7.39 million in 2019.

#### 4.2.1.1 Afghanistan Category-Wise Trade with China

In 2023, Afghanistan's major export category to China continued to include a diverse range of products, with **edible fruits and nuts** remaining the dominant sector. Exports of edible fruit and nuts reached \$60.72 million, a significant increase from \$37.01 million in 2022. This category encompasses fresh or dried pine nuts, in shell (\$57.24 million), dried apricots (\$3.32 million), and dried grapes (\$0.17 million).

The wool, fine or coarse animal hair category saw exports of \$1.55 million in 2023, up slightly from \$1.34 million in 2022. This sector is represented by coarse animal hair (\$1.46 million), with a smaller share of shorn wool (\$0.09 million).

The **natural or cultured pearls and precious stones** category earned \$0.94 million in 2023, reflecting a rise from \$0.61 million in 2022. Key sub-categories include precious stones and semi-precious stones (\$0.84 million), worked precious stones (\$0.07 million), and rubies, sapphires, and emeralds (\$0.01 million).

The **carpets and other textile floor covering** category recorded \$0.33 million in exports in 2023, showing an increase from \$0.09 million in 2022. Notable sub-categories include knotted carpets of wool or fine animal hair (\$0.19 million), hand-woven rugs like Kelem and Schumacks (\$0.13 million), and woven carpets (\$0.01 million).

The **vegetable plaiting materials and vegetable products** category saw exports of \$0.13 million in 2023, slightly down from \$0.28 million in 2022. The primary export within this sector was vegetable products not elsewhere specified (\$0.13 million).

In 2023, Afghanistan's major import categories from China have exhibited significant growth, especially in the **commodities not elsewhere specified** category which saw a dramatic surge in 2023, reaching \$306.45 million, a significant rise from \$2.00 million in 2022.

The second important category is **electrical machinery and equipment**, which remained a dominant import category. Imports of electrical machinery and equipment amounted to \$153.06 million, showing a substantial increase from \$80.90 million in 2022. This category includes photovoltaic cells (\$55.71 million), static converters (\$30.24 million), and telephones for cellular networks (\$14.99 million), among others.

The man-made filaments category recorded \$141.29 million in imports, a sharp rise from \$46.70 million in 2022. This category includes textured polyester filaments used in fabric manufacturing, with woven fabrics of polyester filaments contributing \$96.59 million to the total.

The **man-made staple fibres** category also saw an increase, with imports reaching \$102.20 million in 2023, up from \$25.77 million in 2022. The primary imports in this category were woven fabrics containing predominantly polyester staple fibres (\$59.51 million) and polyester staple fibre fabrics, dyed (\$18.08 million).

The **rubber and articles thereof** category imported \$90.28 million worth of goods, a slight increase from \$78.80 million in 2022. Notable sub-categories include new pneumatic tyres for buses and lorries (\$67.07 million) and for motor cars (\$15.69 million).

## 4.2.2 Afghanistan's Products and category Wise Trade with Kazakhstan

Afghanistan primarily exports a range of agricultural products, these exports include beverages, spirits, and vinegar, such as mineral and aerated waters, along with edible fruits and nuts like fresh and dried grapes, tamarinds, cashew apples, jackfruit, and lychees. Additionally, Afghanistan exports edible vegetables and certain roots and tubers.

On the other hand, Afghanistan imports essential staple and industrial goods from Kazakhstan. Key imports include products of the milling industry, such as wheat or meslin flour, and cereals, including wheat and meslin (excluding seed for sowing and durum wheat). Afghanistan also imports iron and steel products, such as flat-rolled products of iron or non-alloy steel. Additionally, edible vegetables and certain roots and tubers form a part of Afghanistan's imports from Kazakhstan.

**Table 4-4: Afghanistan's Top 25 Product Exports to Kazakhstan**

Rank	Hs Code	Commodity	2023	2022	2021	2020	2019
			\$ in Million	\$ in Million	\$ in Million	\$ in Million	\$ in Million
		<b>Total Exports</b>	<b>21.17</b>	<b>9.05</b>	<b>4.96</b>	<b>1.64</b>	<b>2.80</b>
1	220210	Waters, incl. mineral and aerated, with added sugar, sweetener or flavour, for direct consumption . . .	14.48	3.06	0.79	---	---
2	220299	Non-alcoholic beverages (excl. water, fruit or vegetable juices, milk and beer)	1.87	1.57	0.47	---	---
3	080620	Dried grapes	1.31	1.15	1.10	0.99	1.96
4	080610	Fresh grapes	0.73	---	---	---	---
5	121190	Plants, parts of plants, incl. seeds and fruits, used primarily in perfumery, in pharmacy or . . .	0.51	0.05	0.01	---	---
6	070310	Fresh or chilled onions and shallots	0.48	0.07	---	---	---
7	620312	Men's or boys' suits of synthetic fibres (excl. knitted or crocheted, tracksuits, ski suits . . .	0.30	0.01	0.01	0.04	0.02
8	761510	Table, kitchen or other household articles and parts thereof, and pot scourers and scouring . . .	0.27	0.26	0.65	0.17	---
9	710310	Precious stones and semi-precious stones, unworked or simply sawn or roughly shaped, whether . . .	0.22	0.003	---	---	---
10	081090	Fresh tamarinds, cashew apples, jackfruit, lychees, sapodillo plums, passion fruit, carambola, . . .	0.10	---	---	---	---
11	130212	Extracts of liquorice (excl. that with a sucrose content by weight of > 10% or in the form . . .	0.090	---	---	---	---
12	081310	Dried apricots	0.086	0.82	0.76	---	---
13	252620	Natural steatite and talc, crushed or powdered	0.080	0.07	0.05	---	---
14	360500	Matches (excl. pyrotechnic articles of heading 3604)	0.063	---	---	---	---
15	200989	Juice of fruit or vegetables, unfermented, whether or not containing added sugar or other sweetening . . .	0.061	0.20	---	---	---
16	100630	Semi-milled or wholly milled rice, whether or not polished or glazed	0.060	---	0.002	---	0.01
17	960310	Brooms and brushes, consisting of twigs or other vegetable materials bound together, with or . . .	0.041	0.06	0.03	0.01	0.03
18	070700	Cucumbers and gherkins, fresh or chilled	0.035	0.26	---	---	0.04
19	842490	Parts of fire extinguishers, spray guns and similar appliances, steam or sand blasting machines . . .	0.032	---	0.001	---	---
20	842410	Fire extinguishers, whether or not charged	0.031	---	---	---	---
21	620343	Men's or boys' trousers, bib and brace overalls, breeches and shorts of synthetic fibres (excl. . . .	0.028	0.001	0.002	---	0.003
22	940161	Upholstered seats, with wooden frames (excl. convertible into beds)	0.027	---	---	0.002	---
23	340111	Soap and organic surface-active products and preparations, in the form of bars, cakes, moulded . . .	0.025	---	---	---	---
24	120740	Sesamum seeds, whether or not broken	0.023	0.01	---	---	---
25	070200	Tomatoes, fresh or chilled	0.019	---	---	---	---

Source: International Trade Center. Note<sup>28</sup>

28 Afghanistan's Top 50 Product and Category-Wise Exports to Kazakhstan is Given as Annexure G.1 & G.1.1.

In 2023, Afghanistan's exports to Kazakhstan were led by **waters (including mineral and aerated)**, totaling \$14.48 million, a substantial increase from \$3.06 million in 2022 and \$0.79 million in 2021.

The second most exported product was **non-alcoholic beverages**, amounting to \$1.87 million in 2023, up from \$1.57 million in 2022 and \$0.47 million in 2021. **Dried grapes** ranked third, with exports reaching \$1.31 million in 2023, a slight increase from \$1.15 million in 2022.

**Fresh grapes** were also notable, valued at \$0.73 million in 2023, though not present in earlier years, indicating a relatively new demand for this product in Kazakhstan. Finally, exports of **plants and parts of plants** (including seeds and fruits, used primarily in perfumery and pharmacy) reached \$0.51 million in 2023, significantly up from \$0.05 million in 2022 and \$0.01 million in 2021.

**Table 4-5: Afghanistan's Top 25 Product Imports from Kazakhstan**

Rank	Hs Code	Commodity	2023	2022	2021	2020	2019
			\$ in Million	\$ in Million	\$ in Million	\$ in Million	\$ in Million
		<b>Total Imports</b>	<b>615.51</b>	<b>978.89</b>	<b>469.38</b>	<b>621.93</b>	<b>399.36</b>
1	110100	Wheat or meslin flour	368.02	554.40	277.22	333.94	221.36
2	100199	Wheat and meslin (excl. seed for sowing, and durum wheat)	109.32	194.22	130.95	105.59	54.06
3	720917	Flat-rolled products of iron or non-alloy steel, of a width of >= 600 mm, in coils, simply . . .	18.41	18.15	7.42	9.93	0.82
4	071310	Dried, shelled peas "Pisum sativum", whether or not skinned or split	18.32	30.37	8.93	7.62	6.58
5	120400	Linseed, whether or not broken	13.88	31.13	3.94	10.12	14.33
6	310559	Mineral or chemical fertilisers containing the two fertilising elements nitrogen (excl. nitrate) . . .	12.79	11.81	3.44	6.95	8.24
7	271112	Propane, liquefied	11.89	31.66	10.79	28.32	33.39
8	151219	Sunflower-seed or safflower oil and their fractions, whether or not refined, but not chemically . . .	11.30	16.69	2.33	3.50	1.16
9	151211	Crude sunflower-seed or safflower oil	9.08	10.80	1.21	1.29	1.71
10	721049	Flat-rolled products of iron or non-alloy steel, of a width of >= 600 mm, hot-rolled or cold-rolled . . .	5.30	10.06	0.25	4.44	1.95
11	240220	Cigarettes, containing tobacco	4.25	2.05	2.60	2.53	5.19
12	040721	Fresh eggs of domestic fowls, in shell (excl. fertilised for incubation)	3.52	4.64	5.03	1.87	2.76
13	720839	Flat-rolled products of iron or non-alloy steel, of a width of >= 600 mm, in coils, simply . . .	3.43	19.41	1.74	8.44	0.88
14	720916	Flat-rolled products of iron or non-alloy steel, of a width of >= 600 mm, in coils, simply . . .	3.14	6.92	2.76	3.99	1.36
15	720918	Flat-rolled products of iron or non-alloy steel, of a width of >= 600 mm, in coils, simply . . .	2.36	4.91	0.54	0.26	1.12
16	100390	Barley (excl. seed for sowing)	1.96	1.79	1.19	0.79	0.59
17	720852	Flat-rolled products of iron or non-alloy steel, of a width of >= 600 mm, not in coils, simply . . .	1.67	0.29	---	0.06	---
18	170199	Cane or beet sugar and chemically pure sucrose, in solid form (excl. cane and beet sugar containing . . .	1.45	---	---	1.11	---
19	120510	Low erucic acid rape or colza seeds "yielding a fixed oil which has an erucic acid content . . .	1.13	0.86	0.50	0.38	0.08
20	071340	Dried, shelled lentils, whether or not skinned or split	1.10	1.26	0.73	1.82	2.22
21	120190	Soya beans, whether or not broken (excl. seed for sowing)	1.02	0.19	0.25	2.34	0.99
22	120760	Safflower "Carthamus tinctorius" seeds	0.79	0.55	0.11	0.34	0.13
23	100119	Durum wheat (excl. seed for sowing)	0.75	---	---	11.06	2.80
24	721070	Flat products of iron or non-alloy steel, of a width of >= 600 mm, hot-rolled or cold-rolled . . .	0.74	---	---	---	---
25	271113	Butanes, liquefied (excl. of a purity of >= 95% of N-butane or isobutane)	0.72	7.14	0.44	10.97	11.12

Source: International Trade Center. Note<sup>29</sup>

29 Afghanistan Top 50 Product and Category-Wise Imports from Kazakhstan is Given as Annexure G.2 & G.2.1.

Afghanistan's imports from Kazakhstan in 2023 were dominated by **wheat or meslin flour**, totaling \$368.02 million, although this was a decrease from \$554.40 million in 2022. **Wheat and meslin (excl. seed for sowing, and durum wheat)** were the second-highest imports, valued at \$109.32 million in 2023, down from \$194.22 million in 2022.

**Flat-rolled products of iron** were also significant, with imports reaching \$18.41 million in 2023, a slight increase from \$18.15 million in 2022.

Imports of **dried, shelled peas (Pisum sativum)** stood at \$18.32 million in 2023, lower than \$30.37 million in 2022.

Finally, **linseed, whether or not broken**, was valued at \$13.88 million in 2023, down from \$31.13 million in 2022.

#### 4.2.2.1 Afghanistan Category-Wise Trade with Kazakhstan

In 2023, Afghanistan's major export category to Kazakhstan saw growth across several key categories, with beverages, edible fruits, and apparel being notable sectors.

The **beverages, spirits, and vinegar** category led exports with \$16.35 million in 2023, up significantly from \$4.63 million in 2022. This category includes non-alcoholic beverages such as flavored mineral and aerated waters, which alone contributed \$14.48 million, a marked increase from \$3.06 million in the previous year.

In the **edible fruits and nuts** category, exports reached \$2.25 million, key items in this category include dried grapes (\$1.31 million) and fresh grapes (\$0.73 million). Dried apricots and other dried fruits also contributed to this sector.

The **edible vegetables and certain roots and tubers** category recorded exports of \$0.57 million in 2023, with primary exports being fresh onions and shallots (\$0.48 million). Other vegetable exports include cucumbers, chilled cabbage, and tomatoes, catering to Kazakhstan's.

The **oil seeds and oleaginous fruits** category, though relatively minor, grew to \$0.53 million in 2023, led by plants and parts of plants used for perfumery and medicinal purposes (\$0.51 million).

Lastly, the **articles of apparel and clothing accessories** category reached \$0.34 million in exports in 2023, showing an increase from \$0.01 million in 2022. The main exports here include men's suits of synthetic fibers (\$0.30 million) and trousers.

**In 2023, Products of the milling industry** were Afghanistan's largest import from Kazakhstan, totaling \$368.46 million in 2023, although this marked a decrease from \$554.45 million in 2022. The bulk of this category is comprised of wheat or meslin flour, which alone contributed \$368.02 million.

The **cereals** sector was Afghanistan's second-largest import category, amounting to \$112.96 million in 2023. Most of this came from wheat and meslin (\$109.32 million), other cereals such as barley, durum wheat, oats, and rice made up smaller amounts.

**Iron and steel** imports reached \$37.25 million in 2023, down from \$61.60 million in 2022. The category primarily included flat-rolled products of iron or non-alloy steel, specific items like flat-rolled products in various forms and widths contributed notably to this sector.

**Edible vegetables and certain roots and tubers** totaled \$20.67 million in 2023, a slight decrease from \$32.71 million in 2022. Dried peas formed the majority of these imports (\$18.32 million), while lentils, chickpeas, onions, and garlic were also imported.

**Animal and vegetable fats and oils** rounded out the top five imports at \$20.53 million in 2023. Sunflower-seed and safflower oils dominated this sector, with both crude and refined forms making up over \$20 million.

### 4.2.3 Afghanistan's Products and category Wise Trade with India

Afghanistan's trade with India is characterized by a diverse flow of agricultural, industrial, and manufactured goods. Afghanistan primarily exports a variety of high-value agricultural products to India. These exports include edible fruits and nuts, such as fresh or dried figs, dried grapes, fresh apples, and shelled pistachios, lac, gums, resins, and other vegetable extracts. Coffee, tea and edible vegetables and roots are also significant exports to India.

On the other hand, Afghanistan imports a variety of industrial, healthcare, and textile products from India. Key imports include pharmaceutical products, such as medicaments and vaccines for therapeutic and prophylactic purposes. Afghanistan also imports articles of apparel and clothing accessories, including women's and girls' tracksuits, other garments and man-made staple fibers.

The major export and import products between Afghanistan and India are shown in the tables below. These tables provide a comprehensive view of the trade patterns and product categories.

**Table 4-6: Afghanistan's Top 25 Product Exports to India**

Rank	Hs Code	Commodity	2023	2022	2021	2020	2019
			\$ in Million	\$ in Million	\$ in Million	\$ in Million	\$ in Million
		<b>Total Exports</b>	<b>666.15</b>	<b>414.75</b>	<b>560.80</b>	<b>511.43</b>	<b>494.77</b>
1	130190	Lac; natural gums, resins, gum-resins, balsams and other natural oleoresins (excl. gum Arabic)	155.76	125.78	94.46	111.88	129.55
2	080420	Fresh or dried figs	149.50	64.53	161.83	134.23	95.50
3	080620	Dried grapes	82.17	78.59	102.38	100.08	105.22
4	091020	Saffron	34.48	12.53	16.48	22.11	17.96
5	080810	Fresh apples	32.64	0.93	23.00	9.67	0.06
6	070320	Garlic, fresh or chilled	31.49	1.18	0.75	1.95	---
7	080252	Fresh or dried pistachios, shelled	25.35	24.41	32.87	18.56	29.36
8	090961	Juniper berries and seeds of anise, badian, caraway or fennel, neither crushed nor ground	23.29	18.70	25.56	21.07	22.26
9	080212	Fresh or dried almonds, shelled	19.59	17.01	22.99	18.95	18.12
10	121190	Plants, parts of plants, incl. seeds and fruits, used primarily in perfumery, in pharmacy or . . .	16.97	10.00	17.46	13.59	9.14
11	081310	Dried apricots	16.17	15.17	11.19	9.33	14.27
12	071339	Dried, shelled beans "Vigna and Phaseolus", whether or not skinned or split (excl. beans of . . .	12.80	5.56	0.67	2.79	8.66
13	070310	Fresh or chilled onions and shallots	10.38	0.81	11.53	21.31	23.67
14	080232	Fresh or dried walnuts, shelled	9.60	3.46	2.14	5.89	0.42
15	081090	Fresh tamarinds, cashew apples, jackfruit, lychees, sapodillo plums, passion fruit, carambola, . . .	7.40	4.31	1.33	0.73	0.29
16	090411	Pepper of the genus Piper, neither crushed nor ground	4.41	---	---	---	---
17	080929	Fresh cherries (excl. sour cherries)	4.15	1.19	0.39	0.12	0.03
18	080211	Fresh or dried almonds in shell	3.86	4.93	5.87	6.16	6.84
19	120999	Seeds, fruits and spores, for sowing (excl. leguminous vegetables and sweetcorn, coffee, tea, . . .	3.69	1.91	---	---	0.12
20	080610	Fresh grapes	3.67	2.68	2.04	1.24	0.96
21	080291	Fresh or dried pine nuts, in shell	3.28	2.21	---	---	---
22	080910	Fresh apricots	3.25	1.31	0.49	0.65	0.30
23	080231	Fresh or dried walnuts, in shell	2.06	0.25	0.16	1.14	1.52
24	081320	Dried prunes	1.06	0.76	0.14	0.07	0.13
25	510610	Carded wool yarn containing >= 85% wool by weight (excl. that put up for retail sale)	1.04	1.28	0.27	0.21	---

Source: International Trade Center. Note<sup>30</sup>

30 Afghanistan's Top 50 Product and Category-Wise Exports to India is Given as Annexure H.1 & H.1.1.

In 2023, Afghanistan's exports to India were led by lac, natural gums, and resins, which reached \$155.76 million, up from \$125.78 million in 2022.

Following closely, **fresh or dried figs** ranked second, with exports totaling \$149.50 million in 2023, a notable rise from \$64.53 million in 2022.

**Dried grapes** came in third, amounting to \$82.17 million in 2023, a slight increase from \$78.59 million in 2022.

Afghanistan's **saffron** exports to India reached \$34.48 million in 2023, up substantially from \$12.53 million in 2022, indicating a rising trend.

Finally, **fresh apples** marked significant growth, totaling \$32.64 million in 2023, a sharp increase from just \$0.93 million in 2022.

**Table 4-7: Afghanistan's Top 25 Product Imports from India**

Rank	Hs Code	Commodity	2023	2022	2021	2020	2019
			\$ in Million	\$ in Million	\$ in Million	\$ in Million	\$ in Million
		<b>Total Imports</b>	<b>362.34</b>	<b>481.60</b>	<b>661.67</b>	<b>855.24</b>	<b>891.18</b>
1	300490	Medicaments consisting of mixed or unmixed products for therapeutic or prophylactic purposes, . . .	42.12	40.89	39.75	49.52	43.35
2	551511	Woven fabrics containing predominantly, but < 85% polyester staple fibres by weight, mixed . . .	26.62	14.73	30.44	39.81	38.34
3	300241	Vaccines for human medicine	26.16	25.15	---	---	---
4	230400	Oilcake and other solid residues, whether or not ground or in the form of pellets, resulting . . .	25.80	2.68	---	0.25	---
5	621143	Women's or girls' tracksuits and other garments, n.e.s. of man-made fibres (excl. knitted or . . .	20.84	17.25	27.69	55.41	47.51
6	210690	Food preparations, n.e.s.	11.42	4.73	3.16	2.79	2.85
7	620423	Women's or girls' ensembles of synthetic fibres (excl. knitted or crocheted, ski overalls and . . .	10.71	11.02	32.49	16.40	22.07
8	300420	Medicaments containing antibiotics, put up in measured doses "incl. those for transdermal administration" . . .	10.46	7.54	8.01	13.32	9.46
9	870321	Motor cars and other motor vehicles principally designed for the transport of <10 persons, . . .	10.25	3.24	3.99	8.52	6.55
10	090931	Cumin seeds, neither crushed nor ground	9.17	22.77	17.38	5.79	26.29
11	200811	Groundnuts, prepared or preserved (excl. preserved with sugar)	7.48	10.08	2.01	4.30	3.70
12	240399	Chewing tobacco, snuff and other manufactured tobacco and manufactured tobacco substitutes, . . .	7.37	11.37	29.40	28.02	51.49
13	170199	Cane or beet sugar and chemically pure sucrose, in solid form (excl. cane and beet sugar containing . . .	7.24	96.02	154.99	170.08	57.03
14	620443	Women's or girls' dresses of synthetic fibres (excl. knitted or crocheted and petticoats)	7.16	1.32	2.11	0.96	1.34
15	611011	Jerseys, pullovers, cardigans, waistcoats and similar articles, of wool, knitted or crocheted . . .	6.30	2.30	16.35	3.03	3.16
16	880240	Aeroplanes and other powered aircraft of an of an unladen weight > 15.000 kg (excl. helicopters, . . .	6.02	---	0.10	---	0.10
17	120241	Groundnuts, in shell (excl. seed for sowing, roasted or otherwise cooked)	5.95	3.74	1.76	3.60	4.01
18	401120	New pneumatic tyres, of rubber, of a kind used for buses and lorries (excl. tyres with lug, . . .	5.56	8.06	10.89	7.13	6.70
19	200819	Nuts and other seeds, incl. mixtures, prepared or preserved (excl. prepared or preserved with . . .	5.16	12.46	4.91	0.40	1.79
20	120300	Copra	4.87	5.11	1.40	0.02	0.14
21	300410	Medicaments containing penicillins or derivatives thereof with a penicillanic acid structure, . . .	3.80	2.03	2.15	4.01	3.87
22	551219	Woven fabrics containing >= 85% polyester staple fibres by weight, dyed, made of yarn of different . . .	3.73	3.93	1.82	0.29	0.10

Rank	Hs Code	Commodity	2023	2022	2021	2020	2019
			\$ in Million	\$ in Million	\$ in Million	\$ in Million	\$ in Million
23	120242	Groundnuts, shelled, whether or not broken (excl. seed for sowing, roasted or otherwise cooked)	3.37	3.88	0.84	4.59	4.04
24	070310	Fresh or chilled onions and shallots	3.08	0.24	---	---	---
25	845210	Sewing machines of the household type	2.99	3.97	3.11	2.44	2.68

Source: International Trade Center. Note<sup>31</sup>

Afghanistan's imports from India in 2023 were primarily led by **medicaments consisting of mixed or unmixed products**, totaling \$42.12 million, a slight increase from \$40.89 million in 2022.

The second largest import was of woven **fabrics, containing predominantly synthetic materials**, reaching \$26.62 million in 2023, up from \$14.73 million in 2022.

**Vaccines for human medicine** ranked third, with imports of \$26.16 million in 2023, increasing slightly from \$25.15 million in 2022.

**Oilcake and other solid residues**, commonly used for animal feed, reached \$25.80 million in 2023, a substantial increase from \$2.68 million in 2022.

Finally, **women's or girls' tracksuits and related garments** came in fifth, with imports valued at \$20.84 million in 2023, up from \$17.25 million in 2022.

#### 4.2.3.1 Afghanistan Category-Wise Trade with India

In 2023, Afghanistan's major exports to India were dominated by edible fruits and nuts, natural resins, spices, vegetables, and oil seeds.

**Edible Fruits and Nuts** were Afghanistan's largest export to India, totaling \$366.20 million in 2023, up from \$225.31 million in 2022. The majority of this category was composed of fresh or dried figs, contributing \$149.50 million alone. Dried grapes were also significant, bringing in \$82.17 million, followed by fresh apples (\$32.64 million). Other fruits, such as pistachios, almonds, dried apricots, and walnuts, rounded out this category.

**Lac, Gums, and Resins** ranked as the second-largest export category, with a total value of \$155.76 million in 2023, up from \$125.79 million in 2022. This category mainly consists of natural gums and resins, which are essential for India's pharmaceutical, cosmetic, and food industries.

**Coffee, tea, maté and spices** formed the third-largest export category, totaling \$63.01 million in 2023. The most prominent item was saffron, contributing \$34.48 million. Other key exports included juniper berries and seeds like caraway and fennel, which together brought in \$23.29 million.

**Edible Vegetables and Certain Roots and Tubers** amounted to \$54.67 million in 2023, fresh garlic was the main contributor (\$31.49 million). Dried beans and onions were also notable exports.

**Oil Seeds and Oleaginous Fruits** rounded up the top five exports, totaling \$21.41 million in 2023, up from \$12.20 million in 2022. This category includes medicinal and industrial plants, with plants primarily used in perfumery and pharmacy contributing \$16.97 million.

**Pharmaceutical Products** were Afghanistan's largest import from India, reaching \$88.15 million in 2023, an increase from \$85.83 million in 2022. This category is primarily composed of therapeutic medicaments (\$42.12 million), vaccines for human medicine (\$26.16 million), and antibiotic-containing medicines (\$10.46 million).

31 Afghanistan Top 50 Product and Category-Wise Imports from India is Given as Annexure H.2 & H.2.1.

**Articles of Apparel and Clothing Accessories** ranked as the second-largest import category, totaling \$44.08 million in 2023. Key items include women's tracksuits and other garments made of synthetic fibers (\$20.84 million), and ensembles and dresses also made from synthetic fibers.

**Man-Made Staple Fibers** accounted for \$30.58 million in 2023, up from \$19.05 million in 2022. This category is mainly driven by woven polyester fabrics, with products containing a significant portion of polyester staple fibers being particularly popular.

**Residues and Waste from the Food Industries; Prepared Animal Fodder** totaled \$26.04 million in 2023, showing a sharp increase from just \$3.02 million in 2022. Oilcake and other solid residues made up nearly all imports in this sector (\$25.80 million).

Vehicles and Parts rounded up the top imports from India, reaching \$19.72 million in 2023, up from \$7.86 million in 2022. This category primarily includes motor vehicles for passenger transport (\$10.25 million), along with agricultural tractors and motorcycles.

#### 4.2.4 Afghanistan's Product and category Wise Trade with Turkey

Afghanistan's trade with Turkey encompasses a variety of agricultural exports and industrial imports. Afghanistan primarily exports agricultural products and raw materials to Turkey, with key exports including edible fruits and nuts, such as dried apricots, dried grapes, and both fresh and dried pistachios and almonds. Additionally, Afghanistan exports oil seeds and oleaginous fruits, raw hides and skins (other than furskins) along with leather, and carpets and other textile floor coverings.

On the other hand, Afghanistan imports a range of industrial and manufactured products from Turkey. Notable imports include electrical machinery and equipment and parts thereof. Additionally, Afghanistan imports nuclear reactors, boilers, and machinery, animal, vegetable, or microbial fats and oils.

The top exports and imports between Afghanistan and Turkey are listed in the tables below.

**Table 4-8: Afghanistan's Top 25 Product Exports to Turkey**

Rank	Hs Code	Commodity	2023	2022	2021	2020	2019
			\$ in Million	\$ in Million	\$ in Million	\$ in Million	\$ in Million
		<b>Total Exports</b>	<b>31.15</b>	<b>31.53</b>	<b>33.46</b>	<b>27.30</b>	<b>24.05</b>
1	081310	Dried apricots	7.49	0.83	0.76	0.26	---
2	120740	Sesamum seeds, whether or not broken	3.85	0.13	2.78	0.06	0.04
3	080620	Dried grapes	3.03	1.19	2.42	3.39	5.30
4	570110	Carpets and other textile floor coverings, of wool or fine animal hair, knotted, whether or . . .	2.40	1.78	0.40	0.70	0.67
5	410120	Whole raw hides and skins of bovine "incl. buffalo" or equine animals, whether or not dehaired, . . .	2.30	3.61	1.44	0.59	0.64
6	080252	Fresh or dried pistachios, shelled	1.98	1.48	2.24	0.55	---
7	051199	Products of animal origin, n.e.s., dead animals, unfit for human consumption (excl. fish, crustaceans, . . .	1.76	2.12	0.52	0.25	---
8	252610	Natural steatite, whether or not roughly trimmed or merely cut, by sawing or otherwise, into . . .	1.37	2.77	0.21	0.35	0.29
9	410221	Raw skins of sheep or lambs, without wool on, pickled, whether or not split	1.08	0.47	0.05	---	0.01
10	121299	Fruit stones and kernels and other vegetable products, incl. unroasted chicory roots of the . . .	0.61	0.16	0.55	0.13	0.57
11	410190	Butts, bends, bellies and split raw hides and skins of bovine "incl. buffalo" or equine animals, . . .	0.57	0.86	0.03	0.12	0.05
12	080212	Fresh or dried almonds, shelled	0.52	0.39	2.59	3.82	8.28
13	121190	Plants, parts of plants, incl. seeds and fruits, used primarily in perfumery, in pharmacy or . . .	0.50	0.57	0.73	0.23	0.26

Rank	Hs Code	Commodity	2023	2022	2021	2020	2019
			\$ in Million	\$ in Million	\$ in Million	\$ in Million	\$ in Million
14	090931	Cumin seeds, neither crushed nor ground	0.48	2.78	9.18	9.78	1.92
15	140490	Vegetable products n.e.s	0.38	0.63	1.27	0.77	0.50
16	761510	Table, kitchen or other household articles and parts thereof, and pot scourers and scouring . . .	0.35	---	---	---	---
17	050400	Guts, bladders and stomachs of animals (other than fish), whole and pieces thereof, fresh, . . .	0.28	0.46	0.99	1.12	1.54
18	570210	Kelem, Schumacks, Karamanie and similar hand-woven rugs, whether or not made up	0.24	0.13	0.01	0.01	0.02
19	252921	Fluorspar containing by weight <= 97% calcium fluoride	0.22	0.05	---	0.26	---
20	080251	Fresh or dried pistachios, in shell	0.22	0.11	0.28	0.14	0.12
21	080711	Fresh watermelons	0.21	0.44	---	0.91	1.00
22	410150	Whole raw hides and skins of bovine "incl. buffalo" or equine animals, whether or not dehaired . . .	0.18	0.18	0.60	0.82	1.24
23	520100	Cotton, neither carded nor combed	0.154	3.75	2.83	---	---
24	091020	Saffron	0.146	0.15	0.16	0.23	0.13
25	430219	Tanned or dressed furskins, whole, with or without heads, tails or paws, not assembled (excl. . . .	0.128	---	0.01	---	---

Source: International Trade Center. Note<sup>32</sup>

In 2023, Afghanistan's top export to Turkey was **dried apricots**, with exports reaching \$7.49 million, up significantly from \$0.83 million in 2022.

**Sesamum seeds** followed, with exports valued at \$3.85 million in 2023, a marked increase from \$0.13 million in 2022.

**Dried grapes** ranked third, generating \$3.03 million in exports to Türkiye in 2023, up from \$1.19 million in 2022.

**Carpets and other textile floor coverings** of Afghan origin secured fourth place, with exports totaling \$2.40 million in 2023, a rise from \$1.78 million in 2022.

Finally, **whole raw hides and skins of bovine** amounted to \$2.30 million in exports in 2023, although it was down from \$3.61 million in 2022.

**Table 4-9: Afghanistan's Top 25 Product Imports from Turkey**

Rank	Hs Code	Commodity	2023	2022	2021	2020	2019
			\$ in Million	\$ in Million	\$ in Million	\$ in Million	\$ in Million
		<b>Total Imports</b>	<b>256.41</b>	<b>269.53</b>	<b>258.64</b>	<b>207.84</b>	<b>156.48</b>
1	151219	Sunflower-seed or safflower oil and their fractions, whether or not refined, but not chemically . . .	19.93	44.81	17.40	3.33	3.67
2	230400	Oilcake and other solid residues, whether or not ground or in the form of pellets, resulting . . .	19.01	10.09	4.21	3.87	1.44
3	292910	Isocyanates	12.32	9.49	2.59	0.25	0.18
4	110100	Wheat or meslin flour	10.20	12.48	16.66	0.01	0.00
5	711319	Articles of jewellery and parts thereof, of precious metal other than silver, whether or not . . .	8.06	8.49	5.97	3.13	2.58
6	401120	New pneumatic tyres, of rubber, of a kind used for buses and lorries (excl. tyres with lug, . . .	7.51	3.01	4.62	2.89	2.81
7	570242	Carpets and other floor coverings, of man-made textile materials, woven, not tufted or flopped, . . .	6.79	10.68	12.73	11.47	10.50
8	300490	Medicaments consisting of mixed or unmixed products for therapeutic or prophylactic purposes, . . .	5.83	4.85	4.82	7.77	6.96
9	850213	Generating sets with compression-ignition internal combustion piston engine "diesel or semi-diesel . . .	5.57	9.43	5.28	0.33	0.65
10	843131	Parts of lifts, skip hoists or escalators, n.e.s.	4.55	3.59	3.75	2.31	0.50
11	961900	Sanitary towels (pads) and tampons, napkins and napkin liners, and similar articles, of any . . .	3.86	0.74	1.30	3.56	3.55

32 Afghanistan's Top 50 Product and Category-Wise Exports to Türkiye is Given as Annexure K.1 & K.1.1.

Rank	Hs Code	Commodity	2023	2022	2021	2020	2019
			\$ in Million	\$ in Million	\$ in Million	\$ in Million	\$ in Million
12	210690	Food preparations, n.e.s.	3.55	2.33	2.89	3.20	2.13
13	840890	Compression-ignition internal combustion piston engine "diesel or semi-diesel engine" (excl. . . .	3.49	2.10	0.66	0.00	0.04
14	300420	Medicaments containing antibiotics, put up in measured doses "incl. those for transdermal administration" . . .	3.21	5.01	3.14	6.29	4.89
15	850710	Lead-acid accumulators of a kind used for starting piston engine "starter batteries" (excl. . . .	2.70	3.66	2.07	2.18	1.66
16	853630	Apparatus for protecting electrical circuits for a voltage <= 1.000 V (excl. fuses and automatic . . .	2.56	1.00	0.22	0.14	0.14
17	390190	Polymers of ethylene, in primary forms (excl. polyethylene and ethylene-vinyl acetate copolymers)	2.53	1.09	---	0.004	0.002
18	401110	New pneumatic tyres, of rubber, of a kind used for motor cars, incl. station wagons and racing . . .	2.53	2.90	1.89	5.04	0.74
19	320890	Paints and varnishes based, incl. enamels and lacquers, on synthetic polymers or chemically . . .	2.41	1.77	1.13	0.43	0.02
20	850212	Generating sets with compression-ignition internal combustion piston engine "diesel or semi-diesel . . .	1.98	3.09	1.24	0.13	0.14
21	390931	Poly"methylene phenyl isocyanate" "crude MDI, polymeric MDI", in primary forms	1.97	2.52	1.69	0.13	0.03
22	390729	Polyethers, in primary forms (excl. polyacetals, bis(polyoxyethylene) methylphosphonate and . . .	1.87	1.39	---	---	---
23	851310	Portable electrical lamps designed to function by their own source of energy	1.85	0.46	0.001	---	0.001
24	850440	Static converters	1.83	0.62	0.16	0.51	0.34
25	330510	Shampoos	1.62	1.32	1.27	1.57	1.79

Source: International Trade Center. Note<sup>33</sup>

Afghanistan's imports from Turkey in 2023 were led by **sunflower-seed or safflower oil and their fractions**, totaling \$19.93 million. This figure marks a decrease from \$44.81 million in 2022.

**Oilcake and other solid residues**, predominantly used for animal feed, were Afghanistan's second-largest import from Turkey, valued at \$19.01 million in 2023, nearly doubling from \$10.09 million in 2022.

**Isocyanates** ranked third, with imports of \$12.32 million in 2023, rising from \$9.49 million in 2022.

In fourth place, **wheat or meslin flour** imports amounted to \$10.20 million in 2023, a decline from \$12.48 million in 2022.

Finally, **articles of jewelry and parts thereof** reached \$8.06 million in 2023, slightly down from \$8.49 million in 2022.

#### 4.2.4.1 Afghanistan Category-Wise Trade with Turkey

In 2023, Afghanistan's major export category to Turkey featured a range of essential goods, with significant contributions from fruit, oil seeds, raw hides, carpets, and animal products.

**Edible Fruits and Nuts** led the export category, amounting to \$13.55 million, an increase from \$6.16 million in 2022. Dried apricots (\$7.49 million) were the primary export in this category, followed by dried grapes (\$3.03 million) and pistachios (shelled: \$1.98 million). Other items, including almonds and pine nuts, also contributed in smaller amounts.

**Oil Seeds and Oleaginous Fruits** totaled \$4.96 million in exports, primarily driven by sesamum seeds (\$3.85 million). Other exports in this category included fruit stones and medicinal plants.

33 Afghanistan Top 50 Product and Category-Wise Imports from Türkiye is Given as Annexure K.2 & K.2.1.

**Raw Hides and Skins** exports to Turkey amounted to \$4.23 million, marking a slight decrease from \$5.27 million in 2022. Major items included whole raw hides and skins of bovine animals (\$2.30 million) and raw sheep or lamb skins (\$1.08 million).

**Carpets and Textile Floor Coverings** exported to Turkey totaled \$2.64 million, up from \$1.91 million in 2022. Wool carpets (\$2.40 million) were the primary item, followed by smaller quantities of hand-woven rugs.

**Products of Animal Origin** (not elsewhere specified) were valued at \$2.04 million. The majority comprised products unfit for human consumption, such as animal products (\$1.76 million).

In 2023, Afghanistan's major import category from Turkey encompassed a variety of essential products, including Electrical Machinery and Equipment, Machinery and Mechanical Appliances, Animal, Vegetable, and Microbial Fats and Oils, Residues and Waste from the Food Industries and Organic Chemicals.

**Electrical Machinery and Equipment** was Afghanistan's largest import category from Turkey, totaling \$31.44 million in 2023, a slight increase from \$29.63 million in 2022. Leading items include diesel-generating sets (\$5.57 million), lead-acid accumulators (\$2.70 million), and apparatus for circuit protection (\$2.56 million).

**Machinery and Mechanical Appliances** ranked second, amounting to \$22.96 million in 2023. Key imports in this category were parts for lifts and escalators (\$4.55 million), diesel engines (\$3.49 million), parts suitable for use solely or principally with compression-ignition, centrifugal pumps, power-driven and parts of central heating boilers.

**Animal, Vegetable, and Microbial Fats and Oils** accounted for \$21.19 million in 2023, down from a high of \$47.57 million in 2022. Sunflower-seed oil dominated this sector, making up \$19.93 million of the total imports.

**Residues and Waste from the Food Industries** reached \$19.55 million in 2023, up from \$10.32 million in 2022. This category primarily consisted of oilcake and other solid residues (\$19.01 million).

**Organic Chemicals** rounded out the top imports at \$15.16 million in 2023, a rise from \$11.82 million in 2022. Major imports included isocyanates (\$12.32 million) and adipic acid (\$0.92 million).

#### 4.2.5 Afghanistan's Products and Category Wise Trade with United Arab Emirates

In this section we discuss Afghanistan's trade with the United Arab Emirates (UAE) which comprises of a diverse mix of agricultural exports and industrial imports. Afghanistan primarily exports agricultural products and raw materials to the UAE, with notable exports including edible fruits and nuts such as dried grapes, fresh or dried almonds (both shelled and, in the shell), fresh or dried figs, and pistachios. Additionally, Afghanistan exports natural or cultured pearls, precious or semi-precious stones, and gold, including gold plated with platinum. Other key exports include coffee, tea, maté, spices, and Afghanistan's traditional carpets and textile floor coverings.

In return, Afghanistan imports a variety of industrial goods and consumer products from the UAE. These imports include tobacco and manufactured tobacco substitutes, as well as electrical machinery and equipment and parts. Afghanistan also imports natural or cultured pearls, precious or semi-precious stones, and vehicles (excluding railway or tramway rolling stock), along with rubber and rubber products.

The detailed export and import of products between Afghanistan and the UAE are listed in the tables below. These tables provide a comprehensive view of the trade flows and product categories.

**Table 4-10: Afghanistan's Top 25 Product Exports to United Arab Emirates**

Rank	Hs Code	Commodity	2023	2022	2021	2020	2019
			\$ in Million	\$ in Million	\$ in Million	\$ in Million	\$ in Million
		<b>Total Exports</b>	<b>9.48<sup>Est</sup></b>	<b>34.74</b>	<b>466.23</b>	<b>573.22</b>	<b>1,004.43</b>
1	710812	Gold, incl. gold plated with platinum, unwrought, for non-monetary purposes (excl. gold in . . .	---	9.10	418.94	540.32	967.69
2	080620	Dried grapes	---	5.50	12.62	8.38	6.80
3	080212	Fresh or dried almonds, shelled	---	2.31	3.35	0.68	2.77
4	080420	Fresh or dried figs	---	1.94	1.32	1.37	1.80
5	090931	Cumin seeds, neither crushed nor ground	---	1.31	2.03	2.80	1.57
6	080252	Fresh or dried pistachios, shelled	---	1.26	1.66	5.05	1.47
7	121299	Fruit stones and kernels and other vegetable products, incl. unroasted chicory roots of the . . .	---	1.02	1.78	1.78	0.44
8	071390	Dried, shelled leguminous vegetables, whether or not skinned or split (excl. peas, chickpeas, . . .	---	0.93	3.51	1.00	0.10
9	071331	Dried, shelled beans of species "Vigna mungo [L.] Hepper or Vigna radiata [L.] Wilczek", whether . . .	---	0.78	0.24	0.13	0.14
10	091020	Saffron	---	0.67	1.74	0.30	0.28
11	090932	Cumin seeds, crushed or ground	---	0.61	0.59	0.71	---
12	710391	Rubies, sapphires and emeralds, worked, whether or not graded, but not strung, mounted or set, . . .	---	0.59	2.91	0.001	4.87
13	220210	Waters, incl. mineral and aerated, with added sugar, sweetener or flavour, for direct consumption . . .	---	0.58	0.42	0.22	0.40
14	071339	Dried, shelled beans "Vigna and Phaseolus", whether or not skinned or split (excl. beans of . . .	---	0.51	---	0.004	---
15	080211	Fresh or dried almonds in shell	---	0.45	0.86	0.63	0.30
16	570110	Carpets and other textile floor coverings, of wool or fine animal hair, knotted, whether or . . .	---	0.45	0.24	0.09	0.17
17	080292	Fresh or dried pine nuts, shelled	---	0.41	---	---	---
18	080940	Fresh plums and sloes	---	0.32	0.55	0.45	0.28
19	880730	Parts of aeroplanes, helicopters or unmanned aircraft, n.e.s. (excl. those for gliders)	---	0.30	---	---	---
20	081310	Dried apricots	---	0.28	0.20	0.24	0.40
21	080291	Fresh or dried pine nuts, in shell	---	0.24	---	---	---
22	130190	Lac; natural gums, resins, gum-resins, balsams and other natural oleoresins (excl. gum Arabic)	---	0.21	0.25	0.07	0.13
23	130120	Natural gum Arabic	---	0.20	0.25	0.06	---
24	081320	Dried prunes	---	0.18	0.15	0.02	---
25	090831	Cardamoms, neither crushed nor ground	---	0.15	---	---	---

Source: International Trade Center. Note<sup>34</sup>. Est=Estimated value of total export in 2023

In recent years, Afghanistan's exports to the United Arab Emirates (UAE) have included **Gold, including gold plated with platinum**, with values of \$9.10 million in 2022, \$418.94 million in 2021, \$540.32 million in 2020, and an impressive \$967.69 million in 2019. However, there were no reported exports of gold to the UAE in 2023.

**Dried grapes** ranked as the second major export, amounting to \$5.50 million in 2022, although down from \$12.62 million in 2021.

**Fresh or dried almonds (shelled)** followed closely, with exports to the UAE valued at \$2.31 million in 2022. Earlier years saw slight variations in demand, with exports recorded at \$3.35 million in 2021.

**Fresh or dried figs** were also a notable export, reaching \$1.94 million in 2022. Previous years maintained steady figures, with exports of \$1.32 million in 2021.

34 Afghanistan's Top 50 Product and Category-Wise Exports to United Arab Emirates is Given as Annexure M.1 & M.1.1.

Finally, **cumin seeds, unprocessed**, represented a valuable export for Afghanistan, totaling \$1.31 million in 2022. This export category saw some fluctuation over the years, with values recorded at \$2.03 million in 2021.

**Table 4-11: Afghanistan's Top 25 Product Imports from United Arab Emirates**

Rank	Hs Code	Commodity	2023	2022	2021	2020	2019
			\$ in Million	\$ in Million	\$ in Million	\$ in Million	\$ in Million
		<b>Total Imports</b>	<b>1,254.38<sup>Est</sup></b>	<b>1,224.23</b>	<b>1,166.09</b>	<b>1,660.98</b>	<b>1,620.24</b>
1	240220	Cigarettes, containing tobacco	---	347.01	269.05	459.03	293.74
2	711319	Articles of jewellery and parts thereof, of precious metal other than silver, whether or not . . .	---	123.92	87.52	66.46	22.77
3	851713	Smartphones for wireless networks	---	110.23	---	---	---
4	870899	Parts and accessories, for tractors, motor vehicles for the transport of ten or more persons, . . .	---	70.76	48.55	78.49	121.53
5	271019	Medium oils and preparations, of petroleum or bituminous minerals, not containing biodiesel, . . .	---	48.05	42.29	40.15	42.62
6	401110	New pneumatic tyres, of rubber, of a kind used for motor cars, incl. station wagons and racing . . .	---	34.26	26.38	27.64	19.66
7	80212	Fresh or dried almonds, shelled	---	19.56	14.55	13.92	20.07
8	151190	Palm oil and its fractions, whether or not refined (excl. chemically modified and crude)	---	18.90	28.42	9.72	8.60
9	847130	Data-processing machines, automatic, portable, weighing <= 10 kg, consisting of at least a . . .	---	14.32	7.47	13.58	8.47
10	710812	Gold, incl. gold plated with platinum, unwrought, for non-monetary purposes (excl. gold in . . .	---	14.03	28.52	0.05	0.43
11	80132	Fresh or dried cashew nuts, shelled	---	11.67	11.61	7.63	10.10
12	850710	Lead-acid accumulators of a kind used for starting piston engine "starter batteries" (excl. . . .	---	9.57	9.78	22.52	8.96
13	401120	New pneumatic tyres, of rubber, of a kind used for buses and lorries (excl. tyres with lug, . . .	---	9.31	8.67	16.90	11.74
14	390931	Poly"methylene phenyl isocyanate" "crude MDI, polymeric MDI", in primary forms	---	9.25	2.14	1.90	0.26
15	870333	Motor cars and other motor vehicles principally designed for the transport of <10 persons, . . .	---	8.09	0.39	0.16	6.72
16	540752	Woven fabrics of yarn containing >= 85% by weight of textured polyester filaments, incl. monofilament . . .	---	7.92	5.09	2.47	4.05
17	240319	Smoking tobacco, whether or not containing tobacco substitutes in any proportion (excl. water-pipe . . .	---	7.43	1.38	10.00	0.59
18	848210	Ball bearings	---	7.43	5.73	9.28	16.08
19	870893	Clutches and parts thereof, for tractors, motor vehicles for the transport of ten or more persons, . . .	---	7.07	4.01	3.66	4.09
20	841510	Air conditioning machines designed to be fixed to a window, wall, ceiling or floor, self-contained . . .	---	6.93	8.27	10.36	1.43
21	401220	Used pneumatic tyres of rubber	---	5.96	11.15	13.83	11.53
22	540761	Woven fabrics of yarn containing >= 85% by weight of non-textured polyester filaments, incl. . . .	---	5.68	4.12	3.64	4.12
23	840991	Parts suitable for use solely or principally with spark-ignition internal combustion piston . . .	---	5.56	7.56	10.11	5.30
24	80211	Fresh or dried almonds in shell	---	5.55	3.53	5.02	4.48
25	841290	Parts of non-electrical engines and motors, n.e.s.	---	4.88	31.04	33.22	20.49

Source: International Trade Center. Note<sup>35</sup>. Est=Estimated value of total export in 2023

Afghanistan's top imports from the United Arab Emirates (UAE) in recent years have varied across different categories. **Cigarettes containing tobacco** topped the import list, with a value of \$347.01 million in 2022. This shows a decrease from \$459.03 million in 2020.

The UAE has also been a major supplier of **articles of jewelry and parts thereof**, with imports valued at \$123.92 million in 2022, up from \$87.52 million in 2021. **Smartphones for wireless networks**, listed at \$110.23 million in 2022, and have emerged as a significant import category.

**Parts and accessories for tractors and motor vehicles** ranked among the essential imports, with values recorded at \$70.76 million in 2022 and \$48.55 million in 2021.

**Medium oils and preparations** have also been consistent imports, reaching \$48.05 million in 2022. Previous imports totaled \$42.29 million in 2021.

#### 4.2.5.1 Afghanistan Category-Wise Trade with the United Arab Emirates

**Edible Fruits and Nuts** was Afghanistan's largest export category to the UAE, though no specific 2023 data is available. In 2022, this category reached \$13.83 million, a decline from previous years, such as \$24.32 million in 2021. Key exports in this category included dried grapes (\$5.50 million), shelled almonds (\$2.31 million), dried figs (\$1.94 million), shelled pistachios (\$1.26 million), in-shell almonds (\$0.45 million), shelled pine nuts (\$0.41 million), fresh plums and sloes (\$0.32 million), dried apricots (\$0.28 million), and in-shell pine nuts (\$0.24 million).

**Precious Metals and Stones** ranked as another significant category, with exports reaching \$9.74 million in 2022. This category was primarily led by unwrought gold (\$9.10 million), while rubies, sapphires, and emeralds contributed \$0.59 million.

**Coffee, Tea, and Spices** totaled \$2.81 million in 2022. Key exports included non-crushed cumin seeds (\$1.31 million), crushed cumin seeds (\$0.61 million), saffron (\$0.67 million), cardamom (\$0.15 million), and coriander seeds in both crushed and non-crushed forms.

**Edible Vegetables and Certain Roots and Tubers** reached \$2.34 million in 2022, led by dried, shelled leguminous vegetables (\$0.93 million), dried beans of specific species (\$0.78 million), and other beans and leguminous crops. Fresh and chilled onions and shallots (\$0.01 million) also contributed.

**Oil Seeds and Miscellaneous Grains** contributed \$1.29 million in 2022, led by fruit stones and kernels (\$1.02 million). Other key exports included seeds of forage plants (\$0.14 million) and sesame seeds (\$0.07 million).

**In 2022, Tobacco and Manufactured Tobacco Products** was Afghanistan's largest import category from the UAE, valued at \$360.27 million. Key items included cigarettes containing tobacco (\$347.01 million), smoking tobacco (\$7.43 million), water-pipe tobacco (\$3.35 million), and chewing tobacco (\$1.14 million).

**Electrical Machinery and Equipment** represented a substantial import category, totaling \$179.42 million in 2022. Major imports included smartphones for wireless networks (\$110.23 million), lead-acid accumulators (\$9.57 million), sparking plugs (\$4.66 million), LEDs (\$4.51 million), and flash memory devices (\$4.06 million).

**Precious Metals and Stones** ranked third as a significant import sector, amounting to \$137.97 million in 2022. This category was primarily led by articles of jewelry and parts thereof (\$123.92 million) and unwrought gold for non-monetary purposes (\$14.03 million).

**Vehicles and Automotive Parts** reached \$98.37 million in imports from the UAE in 2022. Key items included parts and accessories for various vehicles (\$70.76 million), motor cars for passenger transport (\$8.09 million), clutches (\$7.07 million), and suspension systems (\$2.24 million).

**Machinery and Mechanical Appliances** totaled \$83.25 million in 2022, with top imports such as portable data-processing machines (\$14.32 million), ball bearings (\$7.43 million), air conditioning machines (\$6.93 million), and engine parts (\$5.56 million).

## Chapter 5

# Common Products Imported by Afghanistan



## Chapter: 5

# Common Products Imported by Afghanistan

## 5.1 Afghanistan Major Imports from Pakistan and Border/Non-Border Countries

In this chapter, we analyze products that Pakistan produces but has not yet been able to export to Afghanistan in significant volumes. By closely examining the types of goods that regional competitors are exporting to Afghanistan—particularly those that overlap with Pakistan's own production capabilities—we aim to identify opportunities for increasing Pakistan's export share.

We explore Afghanistan's top 50 imported products from Pakistan, its bordering countries, and key non-bordering trading partners. The purpose is to analyze Afghanistan's import trends and identify opportunities for Pakistan to expand its exports in the Afghan market. The table below provides a detailed breakdown of Afghanistan's total imports in 2023, showcasing the significant trade volumes with Pakistan, China, India, Iran, Kazakhstan, and others.

In 2023, Afghanistan's total imports from all countries amounted to \$4.33 billion. The largest share came from China, with imports totaling \$1.27 billion. Pakistan followed, with imports worth \$0.98 billion. Kazakhstan ranked third, contributing \$0.62 billion. India supplied goods worth \$0.36 billion and Turkey \$0.26 billion. Other notable contributors in 2022 included Iran with imports valued at \$1.65 billion, and the UAE, which contributed \$1.22 billion. Lastly, Uzbekistan accounted for \$0.52 billion in imports.

In 2023, Afghanistan's top five imported products reflect a diverse range of essential goods. **Wheat or meslin flour** (HS Code: 110100) topped the list, with total imports of \$381.72 million, primarily sourced from Kazakhstan (\$368.02 million) and smaller contributions from Pakistan. **Palm oil and its fractions** (HS Code: 151190) ranked second, with imports amounting to \$330.17 million.

The third-highest imported product was **Commodities not elsewhere specified** (HS Code: 999999), valued at \$312.59 million, with a significant portion of \$306.45 million coming from China.

**Food preparations** (HS Code: 210690) followed, with total imports of \$126.97 million, largely supplied by Pakistan \$84.90 million and UAE \$5.86 million. Lastly, **Medicaments for therapeutic purposes** (HS Code: 300490) totaled \$117.06 million, with Pakistan accounting for \$55.69 million and India \$42.12 million.

Table 5-1 Afghanistan Top 50 Products Imports from Pakistan and Border/Non-Border Regional Countries

Rank	Hs Code	Commodity	2023	2023	2023	2023	2023	2022	2023	2023	2023	2022	2022
			\$ in Million	\$ in Million	\$ in Million	\$ in Million	\$ in Million	\$ in Million	\$ in Million	\$ in Million	\$ in Million	\$ in Million	\$ in Million
		Countries	Afghanistan Imports	Afghanistan Imports from Pakistan	Pakistan Export to World	China	India	Iran	Kazakhstan	Tajikistan	Türkiye	UAE	Uzbekistan
		<b>Total Imports (\$ in Billions)</b>	<b>4.33</b>	<b>0.98</b>	<b>28.95</b>	<b>1.27</b>	<b>0.36</b>	<b>1.65</b>	<b>0.62</b>	<b>0.08</b>	<b>0.26</b>	<b>1.22</b>	<b>0.52</b>
1	110100	Wheat or meslin flour	381.72	0.02	0.02	---	---	0.17	368.02	3.47	10.20	---	---
2	151190	Palm oil and its fractions, whether or not refined (excl. chemically modified and crude)	330.17	---	---	---	---	---	---	---	---	18.90	---
3	999999	Commodities not elsewhere specified	312.59	0.004	0.08	306.45	0.02	0.02	---	---	0.19	8.05	---
4	210690	Food preparations, n.e.s.	126.97	84.90	129.23	1.48	11.42	7.85	---	0.001	3.55	5.86	0.02
5	300490	Medicaments consisting of mixed or unmixed products for therapeutic or prophylactic purposes, ...	117.06	55.69	138.88	1.05	42.12	1.41	---	0.07	5.83	4.68	1.01
6	100640	Broken rice	110.23	110.23	409.07	---	---	---	---	---	---	---	---
7	100199	Wheat and meslin (excl. seed for sowing, and durum wheat)	109.32	---	---	---	---	---	109.32	---	---	---	1.51
8	100630	Semi-milled or wholly milled rice, whether or not polished or glazed	104.47	103.00	2,125.80	---	0.68	---	---	---	0.02	0.08	---
9	540752	Woven fabrics of yarn containing >= 85% by weight of textured polyester filaments, incl. monofilament ...	99.29	0.92	5.72	96.59	1.44	0.02	---	---	0.18	---	---
10	551511	Woven fabrics containing predominantly, but < 85% polyester staple fibres by weight, mixed ...	86.13	---	10.62	59.51	26.62	---	---	---	---	---	---
11	300241	Vaccines for human medicine	84.03	---	0.09	---	26.16	---	---	---	---	---	---
12	871120	Motorcycles, incl. mopeds, with reciprocating internal combustion piston engine of a cylinder ...	83.30	17.58	17.94	64.18	1.53	---	---	---	---	0.002	---
13	401120	New pneumatic tyres, of rubber, of a kind used for buses and lorries (excl. tyres with lug, ...	82.03	0.03	33.93	67.07	5.56	0.22	---	0.02	7.51	9.31	---
14	252329	Portland cement (excl. white, whether or not artificially coloured)	69.59	55.60	133.41	---	---	17.53	---	13.99	---	---	---
15	854143	Photovoltaic cells assembled in modules or made up into panels	59.50	---	0.09	55.71	1.07	---	---	---	0.61	---	---
16	271600	Electrical energy	57.04	---	---	---	---	---	---	57.04	---	---	82.47
17	300439	Medicaments containing hormones or steroids used as hormones but not antibiotics, put up in ...	46.64	41.93	116.89	---	1.11	0.02	---	---	---	0.04	---
18	070190	Fresh or chilled potatoes (excl. seed)	46.17	46.17	140.43	---	---	0.17	---	---	---	---	---
19	230400	Oilcake and other solid residues, whether or not ground or in the form of pellets, resulting ...	45.12	0.08	0.08	---	25.80	---	0.24	---	19.01	---	---
20	540754	Woven fabrics of yarn containing >= 85% by weight of textured polyester filaments, incl. monofilament ...	34.66	0.42	13.64	33.36	0.89	---	---	---	---	1.79	---

Rank	Hs Code	Commodity	2023	2023	2023	2023	2023	2022	2023	2023	2023	2022	2022
			\$ in Million	\$ in Million	\$ in Million	\$ in Million	\$ in Million	\$ in Million	\$ in Million	\$ in Million	\$ in Million	\$ in Million	\$ in Million
		Countries	Afghanistan Imports	Afghanistan Imports from Pakistan	Pakistan Export to World	China	India	Iran	Kazakhstan	Tajikistan	Türkiye	UAE	Uzbekistan
21	090240	Black fermented tea and partly fermented tea, whether or not flavoured, in immediate packings ...	34.15	1.40	2.90	---	1.74	0.71	---	---	---	0.18	---
22	761290	Casks, drums, cans, boxes and similar containers, incl. rigid tubular containers, of aluminium, ...	33.95	33.61	43.05	0.11	---	24.83	---	---	---	15.62	---
23	850440	Static converters	32.58	0.03	1.24	30.24	0.03	0.001	---	---	1.83	1.30	---
24	190190	Malt extract; food preparations of flour, groats, meal, starch or malt extract, not containing ...	31.63	0.46	3.25	---	0.01	---	---	---	---	0.31	---
25	120190	Soya beans, whether or not broken (excl. seed for sowing)	31.55	---	0.14	---	---	---	1.02	---	---	---	---
26	151219	Sunflower-seed or safflower oil and their fractions, whether or not refined, but not chemically ...	31.23	---	---	---	---	0.33	11.30	---	19.93	0.27	3.23
27	151620	Vegetable fats and oils and their fractions, partly or wholly hydrogenated, inter-esterified, ...	30.51	30.01	30.99	---	---	---	---	---	0.28	---	---
28	170199	Cane or beet sugar and chemically pure sucrose, in solid form (excl. cane and beet sugar containing ...	29.12	17.38	126.63	---	7.24	0.08	1.45	0.06	0.001	0.27	---
29	850710	Lead-acid accumulators of a kind used for starting piston engine "starter batteries" (excl. ...	25.58	20.47	28.27	0.06	0.22	9.86	0.14	---	2.70	9.57	---
30	401110	New pneumatic tyres, of rubber, of a kind used for motor cars, incl. station wagons and racing ...	25.27	0.002	0.05	15.69	0.34	1.90	---	0.06	2.53	34.26	---
31	071310	Dried, shelled peas "Pisum sativum", whether or not skinned or split	24.94	---	---	---	---	---	18.32	0.02	---	0.001	0.88
32	441193	Fibreboard of wood or other ligneous materials, whether or not agglomerated with resins or ...	23.18	23.15	23.57	---	---	---	---	---	0.03	---	---
33	551219	Woven fabrics containing >= 85% polyester staple fibres by weight, dyed, made of yarn of different ...	21.81	---	42.61	18.08	3.73	0.001	---	---	---	0.42	---
34	070490	Fresh or chilled cabbages, kohlrabi, kale and similar edible brassicas (excl. cauliflowers, ...	21.80	21.80	21.82	---	---	0.05	---	---	---	---	0.01
35	720917	Flat-rolled products of iron or non-alloy steel, of a width of >= 600 mm, in coils, simply ...	21.77	2.90	4.00	0.002	---	---	18.41	---	---	---	---
36	080529	Fresh or dried wilkings and similar citrus hybrids	21.36	21.36	49.96	---	---	0.001	---	---	---	---	---
37	621143	Women's or girls' tracksuits and other garments, n.e.s. of man-made fibres (excl. knitted or ...	21.06	---	2.75	0.03	20.84	---	---	---	---	0.02	---

Rank	Hs Code	Commodity	2023	2023	2023	2023	2023	2022	2023	2023	2023	2022	2022
			\$ in Million	\$ in Million	\$ in Million	\$ in Million	\$ in Million	\$ in Million	\$ in Million	\$ in Million	\$ in Million	\$ in Million	\$ in Million
		Countries	Afghanistan Imports	Afghanistan Imports from Pakistan	Pakistan Export to World	China	India	Iran	Kazakhstan	Tajikistan	Türkiye	UAE	Uzbekistan
38	630140	Blankets and travelling rugs of synthetic fibres (excl. electric, table covers, bedspreads ...	19.19	0.40	12.48	15.54	2.18	0.01	---	---	1.07	0.89	---
39	300420	Medicaments containing antibiotics, put up in measured doses "incl. those for transdermal administration" ...	18.86	0.84	18.01	2.34	10.46	1.20	---	---	3.21	0.09	0.14
40	870192	Tractors, of an engine power > 18 kW but <= 37 kW (excl. those of heading 8709, pedestrian-controlled ...	15.86	12.91	16.82	---	---	---	---	---	---	---	---
41	640299	Footwear with outer soles and uppers of rubber or plastics (excl. covering the ankle or with ...	15.42	---	8.41	13.92	0.30	9.20	---	---	1.20	0.46	---
42	851714	Telephones for cellular networks or for other wireless networks (excl. line telephone sets ...	15.05	0.01	0.68	14.99	---	---	---	---	---	2.38	---
43	521031	Plain woven fabrics of cotton, containing predominantly, but < 85% cotton by weight, mixed ...	14.37	---	50.16	14.37	---	---	---	---	---	---	---
44	120400	Linseed, whether or not broken	13.88	---	0.01	---	---	---	13.88	---	---	---	0.13
45	841370	Centrifugal pumps, power-driven (excl. those of subheading 8413.11 and 8413.19, fuel, lubricating ...	13.86	0.001	4.82	11.59	0.10	0.15	---	---	1.31	0.05	---
46	220210	Waters, incl. mineral and aerated, with added sugar, sweetener or flavour, for direct consumption ...	13.47	0.04	1.69	---	---	0.23	0.13	0.03	0.43	4.59	0.07
47	310559	Mineral or chemical fertilisers containing the two fertilising elements nitrogen (excl. nitrate) ...	12.79	---	---	---	---	---	12.79	---	---	---	5.39
48	600632	Dyed fabrics, knitted or crocheted, of synthetic fibres, of a width of > 30 cm (excl. warp ...	12.44	---	6.38	12.36	0.03	---	---	---	0.02	---	---
49	292910	Isocyanates	12.32	---	---	---	---	0.73	---	---	12.32	3.81	---
50	271112	Propane, liquefied	11.89	---	---	---	---	0.67	11.89	---	---	---	22.31

Source: International Trade Center. Note: Data for Iran, Uzbekistan, and the United Arab Emirates for 2023 is not available.

The analysis from above table highlights significant available export opportunities for Pakistan in the Afghan market, particularly in products already imported from regional competitors. Despite Pakistan's strong trade ties with Afghanistan, its exports remain underrepresented in key product categories where other countries, such as China, India, Iran, and Kazakhstan, dominate.



## Chapter 6

# Promoting Pakistan Afghanistan Bilateral Trade

## Chapter: 6

# Promoting Pakistan Afghanistan Bilateral Trade

## 6.1 Input from Relevant Stakeholders

Inputs were taken from the relevant stakeholders from Pakistan in Peshawar who are involved in trade with Afghanistan. These interviews were facilitated by the Sarhad Chambers of Commerce & Industry (SCCI). A detailed list of the stakeholders interviewed is given in "Annexure N.1<sup>36</sup>", some of the interviewees included, the current **President** of the Sarhad Chamber of Commerce & Industry Peshawar (SCCI), **Senior Vice President** of Pakistan Afghanistan Joint Chamber of Commerce and Industry (PAJCCI), **Chairman** Khyber Pakhtunkhwa Chamber of Commerce & Industry, **Former President** Sarhad Chamber of Commerce & Industry Peshawar (SCCI), **Director General** Trade Development Authority of Pakistan (TDAP) Peshawar and the **Chief Collector** Customs Peshawar,

Afghanistan is an important market of about 42.24 million people with a GDP of \$13.92 billion. Economically, Afghanistan remains heavily reliant on agriculture, with the sector providing employment to a large portion of its population. Key agricultural products include wheat, fruits, nuts, and livestock. Despite its vast natural resources, including minerals and precious metals, the country faces significant barriers to fully leveraging these assets due to infrastructure challenges, security issues and political instability. The informal economy also plays a substantial role, particularly in rural areas where formal economic activities are less accessible.

In terms of trade, Afghanistan occupies a strategic location as a landlocked country at the crossroads of Central and South Asia. This position offers significant potential as a trade hub, connecting regional markets. However, its trade environment is marked by challenges, including dependency on imports, limited export diversification, and reliance on neighboring countries such as Pakistan, Iran, and Uzbekistan. Key exports include dried fruits, nuts, and carpets, while major imports consist of food, petroleum products, pharmaceuticals products and machinery.

Efforts to enhance Pakistan-Afghanistan bilateral trade face hurdles, such as political uncertainty, a lack of infrastructure, and an underdeveloped regulatory framework. The opportunities and challenges are discussed in detail below.

## 6.2 Opportunities and Challenges in Pakistan-Afghanistan Bilateral Trade

### Opportunities

The following commodities were identified with the most potential for Pakistan to export to Afghanistan.



#### Cereals

Rice Basmati, Broken Rice, Rice other Varieties and Maize



#### Pharmaceutical products

Vitamins, Antibiotics, Hormone not Antibiotics, and other medicaments



#### Edible Vegetables and Fruit

Potatoes, Tomatoes, Kino, Bananas, Mangoes



#### Mineral Products

White Portland Cement, Himalayan Rock salt and Other Portland Cement



#### Animal and Animal Products

Dairy and Meats



#### Biscuits

Sandwich biscuits, cookies, tea biscuits, crackers etc.

### Cereal Products

- Pakistan has a significant potential to expand its export of cereal products to Afghanistan, where there is a growing demand for high-quality rice varieties, including Basmati, broken rice, and other rice types, as well as for maize.

### Pharmaceutical products

- Pakistan has a promising opportunity to expand its export of vitamins to Afghanistan, where there is a rising demand for health and nutrition-related products.
- Pakistan can capitalize on the growing demand for antibiotics in the Afghan market by leveraging its competitive pharmaceutical industry. By ensuring a steady supply of high-quality products, Pakistan can enhance its trade presence and support Afghanistan's healthcare sector effectively.

### Edible Vegetables and Fruit

- Pakistan has a strong opportunity in exports of edible vegetables, particularly potatoes and tomatoes, to Afghanistan. With high demand and proximity advantages, Pakistan can play a crucial role in meeting Afghanistan's vegetable needs.
- There is substantial demand for edible fruits such as kino, bananas, and mangoes in the Afghan market. These fruits, being popular and widely consumed, present a valuable opportunity for Pakistan to enhance its exports and strengthen its trade ties with Afghanistan.
- Beyond Afghanistan, Uzbekistan has a strong demand for mango juice, presenting an excellent opportunity for Pakistan to export this product via Afghanistan, leveraging its geographic proximity and trade routes.

## Mineral Products

- The Afghan market has a consistent demand for mineral products such as White Portland Cement, Himalayan Rock Salt, and Other Portland Cement. These products are crucial for construction and daily use, offering Pakistan a promising opportunity to expand its export to Afghanistan.

## Animal and Animal Products

- Pakistan has a strong opportunity to export animal products, including dairy, beef, and chicken, to Afghanistan due to rising demand in the market. This presents an opportunity to become a key supplier, leveraging geographical proximity.
- Uzbekistan and other central Asian countries have high demand for meat products, and Pakistan can access these market via Afghanistan.

## Biscuits

- Pakistan has strong export opportunities for biscuits to Afghanistan and Central Asia, including popular varieties like strawberry, lemon sandwich, Super Power, and Sheer Magic.
- Pakistan also has strong potential to export these biscuits to Central Asian countries through Afghanistan, capitalizing on growing demand and regional connectivity.

### 6.3 Transit Trade Route to Central Asia

- Pakistan has significant opportunities to export goods to Uzbekistan and other Central Asian countries through Afghanistan. Key export products to the Central Asian countries include mango juice, meat, cereal products and pharmaceutical products.
- Leveraging Afghanistan as a transit hub offers a cost-effective and efficient pathway to reach these markets. Strengthening transit agreements, streamlining customs procedures, and improving transport infrastructure can further enhance trade flows and unlock the potential for Pakistani exporters to expand their presence in the Central Asian region.

### 6.4 Trade Route Between Pakistan and Afghanistan

The trade route between Pakistan and Afghanistan faces multiple challenges, including frequent border closures, high tariffs, and inefficient logistics, which hinder smooth trade flows. The absence of a formal banking system and a heavy export Cess further reduces trade competitiveness, pushing traders toward alternative routes like Iran.

#### 6.4.1. Common Issues Face by Traders

- The Sarhad Chamber of Commerce highlighted that over 500 trucks of potatoes are sold daily to Afghanistan, from where they are exported to Central Asian countries and Dubai. These potatoes are sold to Afghanistan in Pakistani Rupees, but Afghan traders then sell them in dollars, causing the dollar earnings to go to third parties. While Pakistan supplies the potatoes, Afghanistan and other intermediaries are profiting in dollars by exporting the same product to Central Asian countries and Dubai.
- Hand-made carpets used to be an export worth two billion rupees, but their exports have significantly decreased. This decline is due to Turkey's actions, as they relocated Afghan hand-made carpet weavers from Pakistan to Turkey. In Turkey, these artisans were provided a village to live in and were given Turkish nationality, leading to a major shift in production and export capacity from Pakistan to Turkey. Additionally, the Pakistani government should avoid harassing those who contribute to the country's exports. Many Afghan carpet makers faced various difficulties in Pakistan, prompting them to either return to Afghanistan or move to Turkey, where they received better support and facilities. As a result, Pakistan's export of hand-made carpets has declined considerably.
- The Sarhad Chamber of Commerce stated that not all issues are related to security. Pakistani businessmen exporting perishable items, such as tomatoes and fruits, are facing challenges. Recently, they received an order from Afghanistan

for 400 containers of Orange to be exported to Afghanistan and Central Asia. However, the Government of Pakistan's regulation to maintain a temperature of 4°C during transportation has significantly increased costs. Previously, transporting a container cost four lakh rupees, but with the new temperature requirement, the cost has doubled to eight lakh rupees. This increase in cost has severely impacted the export of Oranges, effectively halting it.

- Following this, the issue of tomato exports arose. Pakistan did not allow the export of tomatoes, which led to significant financial losses for small businessmen, leaving them indebted. In some cases, tomatoes were even discarded from the mountains of Torkham due to the inability to export them to Afghanistan. These losses were a direct result of the Pakistani government's decision to halt tomato exports at the border. This restriction prevented traders from delivering their produce to Afghanistan. If such issues continue to disrupt trade between Pakistan & Afghanistan, it will become increasingly difficult for Pakistan to maintain trade relations with Afghanistan.

#### 6.4.2. Border Closures and Transit Route Distance

- Afghanistan is a neighboring country of Pakistan, yet Pakistan has not fully benefited from trade with Afghanistan, unlike other neighboring and non-neighboring countries. This is despite Pakistan's geographical advantage of being closer to Afghanistan than any other country. For example, a truck leaving from Khyber Pakhtunkhwa can reach Afghanistan within 12 to 16 hours.
- Bilateral trade between Pakistan and Afghanistan was once better, with Pakistan exporting 80 percent and importing 20 percent. Pakistan has the capacity to supply everything from value added goods to small necessities. However, Pakistan has not fully capitalized on this opportunity. In 2012, Pakistan's exports to Afghanistan reached around 1.5 billion dollars, but they have declined since then.
- Despite being neighbors and having a history of conflict, Pakistan has never stopped trading with India, even during times of war. However, frequent closures of the Pakistan-Afghanistan border, affecting both pedestrian movement and trade, have disrupted business. Since the border is the only trade route, any closure directly impacts trade.
- In the private sector, businesses rely on mutual trust to place orders and deliver goods. If trade is disrupted, the government does not compensate for losses, leaving businessmen to bear the financial burden. This has led to frustration among Afghan traders, who have increasingly turned to other countries for their trade needs, further damaging Pakistan's trade relations with Afghanistan.
- Currently, Pakistan exports goods such as meat, poultry, and eggs to Afghanistan, including frozen meat. However, a new challenge has emerged in Pakistan-Afghanistan trade due to the KP government's imposition of a two percent Infrastructure Development CESS (IDC) which has negatively impacted exports. Additionally, import transit has also become increasingly difficult, leading many traders to use Iranian ports instead of Torkham and Chaman.
- One major issue is the lack of regulation for shipping lines based in Karachi, allowing them to set arbitrary rates. Complications related to examination, bonded carriers, and truck availability result in containers spending 14 to 15 days at Karachi port, increasing freight costs. Rent is charged until containers are returned, with some charging \$100 to \$120 per day, leading to significant expenses.
- In contrast, transit through Iran involves fewer charges, although freight rates are slightly higher. The journey takes 20 to 22 days, as goods first go to Herat before reaching Kabul, taking about seven to eight days within Afghanistan. Despite this longer route, traders prefer it due to lower costs. If Pakistan's Afghan transit route is improved, Karachi would provide the shortest and fastest route, revitalizing transit trade through Pakistan.

#### 6.4.3. Need for Proper Foreign Currency Settlement Mechanism

- To improve bilateral trade between Pakistan and Afghanistan, the first step is to establish a proper banking channel, as currently, no formal banking system exists for trade transactions. Instead, informal currency exchanges are taking place at the Torkham border, where around 8 to 10 currency dealers operate.
- Traders bring dollars into Pakistan, which are then handed over to these dealers, who send the dollars back to Afghanistan. The same dollars are then recirculated for future trade transactions, resulting in no fresh inflow of foreign currency into Pakistan. This issue highlights the need for the government to review and revise its policies to formalize trade payments and ensure the inflow of new dollars.

#### 6.4.4. Logistics Problems at the Border

- In Afghanistan, there have been notable changes in governance compared to the past. Under the new regime, many issues have been significantly reduced, leading to improvements in several areas. For instance, operations are now more transparent, speed money practices have declined, and regulations are clearly defined. Previously, freight operations at the Afghan side of Torkham were monopolized by transporters, but the current government monitors everything more strictly. Additionally, a one-window solution for services has been implemented, with most non-commercial shipments going to Kabul and commercial shipments to Jalalabad.
- However, despite these improvements, political relations between Pakistan and Afghanistan remain strained. For example, during the pomegranate season, Pakistan increased tariffs, causing significant losses to Afghan producers. Although Afghanistan prefers trading with Pakistan over Iran, inconsistent policies from Pakistan have hindered this potential.
- Currently, one of the biggest challenges is the 2% IDC imposed by the KP government, affecting both exports and imports. Another pressing issue is the limited space for shipments at the border. Containers from different provinces arrive at the border and face long delays due to space constraints. This congestion completely halts port operations, leading to significant delays, especially for perishable goods, resulting in heavy financial losses for traders.

#### 6.4.5. Clearance Delays at the Border

- Currently, the Ministry of Commerce has allowed the export of many items in Pakistani rupees. However, there is no clear mechanism for how these rupees will return to Pakistan once they go out, raising concerns about payment settlements.
- Under the Afghan Taliban regime, trade support has been limited. For instance, Pakistan began importing coal from Afghanistan when no other country was willing to buy it. However, Afghanistan imposed an export duty of 20,000 rupees per ton on coal and charged in dollars. Such high export duties and tariffs negatively impact trade between Pakistan and Afghanistan.
- At the Torkham border, it is not just customs that regulate trade; multiple agencies, including the security agencies, are involved. These agencies operate with the mindset that for every one truck entering Pakistan, one must exit. Even after clearing customs and completing all formalities, security agencies conduct additional checks, causing delays and negatively impacting trade efficiency.

#### 6.4.6. Political and Bureaucratic Inefficiency

- Pakistan's exports to Afghanistan have significantly decreased, largely due to the imposition of a 2% IDC. This charge amounts to about Rs.400,000 – 500,000 per truck, with around 400 to 500 trucks crossing the border daily. The revenue generated from IDC on these trucks thus reaches billions of rupees. During a meeting with Customs, it was suggested that the tax should be imposed on a per truck basis rather than on the value of the commodity.
- Another major issue is the lack of a banking system in Afghanistan, leading to trade through a barter system where goods are exchanged instead of currency.
- It was reported by Pakistani traders that Afghanistan's Customs department imposes higher duties on Pakistani goods compared to imports from Iran or other countries. For example, a truck from Pakistan is charged Rs.500,000/- in tax, while a truck from Iran is charged only Rs.200,000/-. This discriminatory policy creates a competitive disadvantage for Pakistani exporters.
- Political conflicts between Pakistan and Afghanistan further complicate trade relations. For instance, during the grape season, Pakistan increased tariffs by 15%, leading to significant losses for Afghan farmers as their products went to waste. In retaliation, Afghanistan raised tariffs on Pakistani products. These ongoing political tensions continue to harm traders, producers, and farmers on both sides. Improving political relations, Customs system, and law and order would not only enhance bilateral trade but also open access to Central Asian markets, reducing Pakistan's dependence on other countries for exports.

### 6.4.7. Carpet Exporters

- During a meeting with the Ministry of Commerce, it was highlighted that carpets are being smuggled despite Pakistan benefiting from legitimate exports. It was suggested that reducing the duty on carpets would encourage legal imports, boost revenue, and bring in foreign exchange. However, instead of reducing the duty, the Ministry proposed lowering the Import Trade Price (ITP). Initially, a duty of 100 rupees per meter was imposed, which increased the cost to about four and a half lakhs per shipment. As a result, carpet imports surged, creating a boom in the market.
- However, the ITP gradually increased to about eight dollars per meter, significantly raising the cost of entire shipment. This high ITP has made it difficult for Pakistan to compete with India in the international market. Currently, about 150,000 square meters of carpets are stuck in Afghanistan because the high ITP makes importing them to Pakistan unfeasible, negatively impacting the carpet trade between the two countries.
- Additionally, the KP government imposed a 2% Infrastructure Development CESS (IDC) on all exports including those on carpet imports. The IDC has significantly increased costs, making it difficult to export or import profitably. As a result, Pakistan's high tax policies have strained trade relationships, with the carpet trade being particularly affected, leading to a sharp decline in this sector. Therefore, it has been requested that the Ministry of commerce and customs officials reduce the ITP, withholding tax, 2% CESS to revive the trade.

### 6.4.8. Meat Exporters

- Beef exports to Afghanistan began in 2004. Before this, most beef was smuggled, but once the formal sector entered the market, smuggling declined, traders started selling chilled meat as there is a market for fresh meat in Afghanistan. However, local delays, police demand for speed money, and border holdups have negatively impact trade. The exporters of meat primarily focus on perishable items, including chicken and beef, as well as live broilers, which they export to Afghanistan. Afghans demand everything from basic goods to high-quality products, and Pakistan has the potential to fulfill their needs through exports. However, frequent border issues disrupt trade. Once, due to a minor clash between Afghanistan and Pakistan, the border was closed, and export trucks remained parked for 14 days.
- In another instance, a court case led to an order halting meat export to Afghanistan after a judge was misinformed that exports were causing local price hikes. The ban lasted three months, financially ruining many traders. Later, a food secretary admitted the mistake and allowed exports to resume, but by then, Pakistan had lost a lucrative market as Afghan importers had started sourcing meat from other countries.

## 6.5 Challenges in Bilateral Trade

Pakistan has a strong potential for exporting commodities highlighted in this report, however, there are a number of challenges faced in expanding trade ties with Afghanistan. Some of these are:

### 6.5.1 Transportation:

- **Inadequate Infrastructure:** Poor road networks, damaged transportation routes, and a lack of modern logistics facilities hinder the smooth flow of goods between Pakistan and Afghanistan, increasing transit times and costs.
- **Customs and Border Delays:** Lengthy Customs procedures, inadequate border management, and inconsistent policies at key checkpoints like Torkham and Chaman disrupt trade and lead to inefficiencies.
- **Security Concerns:** Political instability, security threats, and the risk of goods theft or damage in transit pose significant challenges to safe and reliable transportation between the two countries.

### 6.5.2 Challenges Faced in the Afghanistan Market:

- **Political Instability:** Frequent changes in government policies and ongoing conflicts create an uncertain business environment.
- **Weak Infrastructure:** Inadequate transportation, warehousing, and communication networks hinder trade efficiency.
- **Security Concerns:** Persistent security threats, including insurgencies and criminal activities, pose significant risks for traders.
- **Regulatory Barriers:** Complex and inconsistent trade regulations, coupled with a lack of transparency, delay processes and increase costs.

- **Currency and Payment Issues:** Limited access to formal banking channels and challenges with currency exchange complicate transactions.
- **Pakistani Exporters faced payment issue in the Afghan Market:** One of the major challenges faced by Pakistani exporters in the Afghan market is the restriction on the amount of money an individual can bring back to Pakistan. Currently, an exporter is allowed to bring only \$5,000 USD per person. This creates a significant issue for businesses dealing in large transactions.
- **For example,** if an exporter sends a truckload of goods worth **\$100,000 USD**, they would need to arrange **20 individuals** to bring the full amount back to Pakistan. Since a single person cannot carry more than **\$5,000 USD**, this regulation creates logistical difficulties, increases operational costs, and poses serious constraints on trade. Addressing this issue is crucial for facilitating smoother cross-border trade and improving export efficiency for Pakistani businesses.
- **Dependence on Informal Trade Networks:** Heavy reliance on informal trade channels leads to unregulated and unpredictable market dynamics.
- **Competition from Regional Players:** Strong competition from countries like Iran, India, and China reduces the market share available to other traders.
- **High Logistics Costs:** Transportation and trade costs are elevated due to poor infrastructure and security concerns.

### 6.5.3 Issues Faced by Pakistani Exporters in Pakistan

- **Frequent Border Closures:** Unpredictable border shutdowns disrupt the movement of goods, causing delays and financial losses.
- **High Infrastructure Development CESS (IDC)** The 2% IDC imposed by the Pakistani government increase costs, reducing export competitiveness.
- **Infrastructure Constraints at Border:** Limited customs facilities, inadequate warehousing, and inefficient border processes cause logistical delays.
- **Security Concerns:** The volatile security situation near border areas discourages exporters and raises transportation costs.
- **Bureaucratic Delays:** Inefficiencies in government departments cause delays in processing export permits and other approvals.
- **Limited Access to Finance:** Many exporters struggle to secure affordable credit and financing options for scaling operations.
- **Unfavorable Payment Channels:** Limited formal banking channels between Pakistan and Afghanistan lead to reliance on informal systems like hawala, increasing financial risks.
- **Tax and Regulatory Challenges:** Frequent changes in tax policies and inconsistent regulatory frameworks create uncertainty for exporters.
- **Non-Tariff Barriers:** Lengthy inspections, frequent policy changes, and unclear trade regulations create hurdles for exporters.

## Chapter 7

# Policy Recommendations



## Chapter: 7

# Policy Recommendations

### Policy Recommendations for Enhancing Pakistan Afghanistan Bilateral Trade

#### 7.1 Enhance Bilateral Trade Relations and Agreements

Pakistan needs to prioritize enhancing bilateral trade with Afghanistan in order to solidify its position as Afghanistan's top trading partner. By renegotiating or expanding existing trade agreements, Pakistan can secure favorable terms for its exports and incentivize Afghan importers to choose Pakistani goods over competitors from border and non-border countries like Iran, Kazakhstan, Uzbekistan, China, India, Türkiye and UAE.

#### 7.2 Need to Focus on Product Diversification and Competitive Pricing

The data highlights that Afghanistan relies heavily on imports of key commodities such as wheat, palm oil, Medicaments consisting of mixed or unmixed products for therapeutic or prophylactic purposes, Portland cement etc.

Pakistan should enhance its export portfolio by focusing on high-demand products such as wheat, palm oil / cooking oil, medicaments, textiles, and lead-acid accumulators to increase its market share in Afghanistan. Adopting competitive pricing strategies will help Pakistani exporters remain cost-effective against regional competitors. Additionally, the government should streamline export procedures, reduce trade barriers, and establish favorable trade agreements to facilitate smoother cross-border trade. Investments in logistics, transportation, and border infrastructure will further reduce costs and delivery times, making Pakistani exports more attractive.

#### 7.3 Infrastructure Development for Trade Facilitation

Improved border infrastructure is critical to facilitating faster and more efficient trade between Pakistan and Afghanistan. Enhancing trade routes such as the Kamar-din (Located in Zhob District), Torkham and Chaman borders with modern customs procedures, warehousing facilities, and transportation networks will reduce delays and costs, making Pakistani goods more competitive.

#### 7.4 Establish Special Economic Zones (SEZs) and Warehousing Facilities Near Borders

Setting up SEZs near the Afghan border, focused on goods in high demand in Afghanistan, can significantly boost exports. These zones can provide Afghan traders with ready access to Pakistani goods and encourage joint ventures between Pakistani and Afghan businesses.

#### 7.5 Promote Trade with Central Asia via Afghanistan

Given Afghanistan's strategic location as a gateway to Central Asia, Pakistan should leverage its trade relations with Afghanistan to enhance its access to Central Asian markets. Developing transport corridors under initiatives like the CAREC (Central Asia Regional Economic Cooperation) program can improve regional connectivity and open up new trade opportunities.

#### 7.6 Address Non-Tariff Barriers (NTBs) and Facilitate Ease of Doing Business

To enhance its competitiveness, Pakistan must address non-tariff barriers, such as cumbersome Customs procedures (These procedures often involve excessive paperwork, long approval times, unclear regulations, and inconsistent enforcement) and regulatory hurdles. Simplifying trade documentation and reducing bureaucratic inefficiencies will encourage Afghan importers to source more products from Pakistan.

## 7.7 High Infrastructure Development CESS (IDC)

The KP government should reduce or eliminate the 2% IDC on exports to Afghanistan and beyond to lower costs and enhance export competitiveness. Alternatively, targeted subsidies or tax rebates could offset the financial burden on exporters. Exempting key goods like food, pharmaceuticals, and construction materials from IDC would further encourage trade. Additionally, fostering regional trade agreements and involving exporters in policy discussions can help create a more favorable and competitive trade environment.

## 7.8 Quality Assurance and Branding for Key Exports

Pakistan should focus on improving the quality and branding of its exports, particularly in categories like food preparations, wheat, and pharmaceuticals. Establishing Pakistan as a reliable source of high-quality goods will build trust among Afghan consumers and businesses, further cementing its position in the Afghan market.

## 7.9 Financial Incentives and Export Financing

To boost exports, Pakistan can introduce financial incentives such as export subsidies for high-demand goods in Afghanistan. Additionally, export financing mechanisms can support Pakistani exporters by reducing their financial risks, encouraging them to explore new markets within Afghanistan and beyond.

## 7.10 More Formal Payment Channels

To overcome the challenge of limited formal banking channels between Pakistan and Afghanistan, the government should focus on establishing direct banking linkages through bilateral agreements and promoting the use of digital payment platforms for cross-border trade. Encouraging banks to open correspondent accounts and offering incentives for financial institutions to operate in the region can help reduce reliance on informal systems like hawala.

## 7.11 Strengthen Trade Diplomacy and Stakeholder Engagement

Pakistan should invest in trade diplomacy by engaging Afghan policymakers and business leaders. Regular trade forums, expos, and business-to-business (B2B) meetings can help strengthen economic ties and promote Pakistani products in Afghanistan.



# References

# References

---

- Internal Revenue Service <https://www.irs.gov/individuals/international-taxpayers/yearly-average-currency-exchange-rates>
- FredData <https://fred.stlouisfed.org/>
- UNCTAD <https://unctadstat.unctad.org/insights/theme/18>
- A Project by FDD's Long War Journal <https://fddvisuals.github.io/vicious-cycle-afghanistan/>
- National Geographic, 2024 <https://kids.nationalgeographic.com/geography/countries/article/afghanistan>
- International crisis Group, 15 Aug 2024 <https://www.crisisgroup.org/asia/south-asia/afghanistan/afghanistan-three-years-after-taliban-takeover>
- UNHCR, 2024 <https://www.unrefugees.org/news/afghanistan-refugee-crisis-explained/>
- World Bank, Apr 18, 2024 <https://www.worldbank.org/en/country/afghanistan/overview>
- World Bank, November 30, 2024 <https://databank.worldbank.org/metadataglossary/world-development-indicators/series/FR.INR.RINR>
- World Development Indicators, 2024 <https://databank.worldbank.org/source/world-development-indicators>
- International Trade Center, 2024 <https://www.trademap.org/Index.aspx>
- World Bank, 2024 <https://prosperitydata360.worldbank.org/en/economy/AFG>

# Annexures



# Annexure

**Table A.1 Pakistan's Exports of Top 100 Products to Afghanistan**

Rank	Hs Code	Commodity	Unit	FY-24	FY-23	FY-22	FY-2021	FY-2020	Average Unit Price \$ 2024
				\$ in Million	\$ in Million	\$ in Million	\$ in Million	\$ in Million	
		<b>Total Export</b>		<b>1,140.17</b>	<b>976.54</b>	<b>805.14</b>	<b>1,025.49</b>	<b>852.31</b>	
1	10063090	RICE OTHER VARIETIES	MT	195.75	---	113.51	135.81	---	566.88
2	10063010	RICE BASMATI	MT	81.76	---	---	---	---	1,080.44
3	25232900	OTHER PORTLAND CEMENT	MT	65.92	---	---	---	---	43.10
4	10064000	BROKEN RICE	MT	64.35	---	---	---	---	370.80
5	30049099	OTH MEDICAMENT CONTA VITAMINS	KG	61.29	---	---	---	---	2.95
6	21069090	OTHER FOOD PREPARATIONS	KG	56.96	---	---	---	---	2.82
7	07019000	POTATOES, FRESH OR CHILLED	KG	50.86	---	---	31.12	---	0.17
8	30043900	OTH MEDICIMENTS HARMONE NOT ANT	KG	49.47	---	19.12	---	---	5.00
9	76129030	OTH CANS<=400ML W LOGO/ BRAND	KG	37.35	28.52	---	---	---	7.27
10	08052910	KINO, FRESH	KG	29.50	---	---	---	---	0.14
11	15162010	VEGETABLE FAT & ITS FRACTIONS	KG	28.62	---	---	---	---	1.06
12	87112090	OTH MOTORCYCLE CYL 50-250CC	NO	22.07	---	---	---	---	472.83
13	44119390	OTH (MDF) DENSITY 0.5-0.8G/ CM3	SQM	20.07	---	---	---	---	7.98
14	85071010	MEANT M-CARS H-87.03&VEH-4,11	NO	18.85	---	---	---	---	18.10
15	11031300	GROATS&MEAL OF MAIZE (CORN)	MT	14.63	---	---	---	---	44.40
16	07049000	OTH; EDIBLE BRASSICAS, FRESH/ CHI	KG	13.59	---	10.91	---	---	0.14
17	87019220	AGRI TRACT, ENG CAP>26KW <37 KW	NO	11.36	---	---	---	---	4,987.12
18	08039000	OTHER BANANS FRESH OR DRIED	KG	11.07	---	---	---	---	0.14
19	39076120	POLY BOTTLE GRADE VIS 78ML/G	KG	10.67	---	---	---	---	0.99
20	39249000	OTH, HOUSEHOLD/TOILET ARTICLES	NO	9.60	9.73	---	---	---	0.23
21	30033900	OTH, MEDICEMENT HARMONE ANTIBTC	KG	8.76	---	---	---	---	4.29
22	17041000	CHEWING GUM, WH/NOT SUGA COATED	KG	7.14	---	---	---	---	2.29
23	04071900	FERTILIZED EGGS OF OTHER BIRDS	NO	6.79	---	---	---	---	0.50
24	10059000	OTHER MAIZE (CORN)	MT	6.44	---	---	---	---	123.25
25	19019090	OTHER FOOD PREPARATIONS	KG	6.44	---	---	---	---	1.14
26	44111400	(MDF) THICKNESS EXCEEDING - 9MM	SQM	6.39	---	---	---	---	3.21
27	17019910	WHITE CRYSTALLINE CANE SUGAR	MT	6.23	---	---	---	---	684.34
28	08045020	MANGOES	KG	6.08	---	---	8.38	---	0.27
29	19011000	FOOD PREP FOR INFANT USE	KG	6.03	---	---	---	---	3.00
30	17023000	GLUS SYP, DRY STAT FRVCT <20%	KG	5.71	---	---	---	---	0.72
31	19053100	SWEET BISCUITS	KG	5.62	---	---	---	---	1.90
32	34011100	SOAP&ORGANIC SURFAC-ACTIV PROD	KG	5.52	---	---	---	---	2.34
33	11081200	MAIZE (CORN), STARCH	KG	5.44	---	---	---	---	0.52

Rank	Hs Code	Commodity	Unit	FY-24	FY-23	FY-22	FY-2021	FY-2020	Average Unit Price \$ 2024
				\$ in Million	\$ in Million	\$ in Million	\$ in Million	\$ in Million	
34	87019320	AGRICULTURE TACTOR-37 TO 75KW	NO	5.20	---	---	---	---	6,348.53
35	07020000	TOMATOES, FRESH OR CHILLED	KG	5.03	---	---	---	---	0.14
36	08031000	PLANTAINS, FRESH OR DRIED	KG	4.81	---	---	---	---	0.14
37	21069010	FLAVOURING POWDER FOR PRE-FOOD	KG	4.51	---	---	---	---	0.45
38	32081090	O-PAINT/VARNISH B-ON POLYESTER	KG	4.50	---	---	---	---	1.24
39	08059000	OTH CITRUS FRUITS FRESH/ DRIED.	KG	4.48	---	---	---	---	0.15
40	36050000	MATCHES O/T PYROTECHNIC	KG	4.23	---	---	---	---	0.63
41	48115990	OTH P&P/BOARD COATED ROLL/ SHET	KG	4.21	---	---	---	---	2.75
42	40139020	INNER TUBES FOR MOTORCYCLES	NO	3.58	3.80	---	---	---	0.97
43	32091090	OTH ENAMELS DISPERSED	KG	3.49	---	---	---	---	0.92
44	72091790	OTH CR COIL I /NA-S TH 0.5-1MM	MT	3.30	---	---	---	---	661.93
45	39091010	UREA FORMALDEHYDE MOULDING COM	KG	3.26	---	---	---	---	0.89
46	25010021	HIMALAYAN ROCK SALT	MT	3.22	---	---	---	---	68.30
47	44101100	PARTICLE BOARD OF WOOD	KG	3.22	---	---	---	---	0.18
48	17049010	WHITE CHOCOLATE	KG	3.10	---	---	---	---	3.89
49	23080000	VEG MATL & VEG WASTE, VEG RESID	KG	3.06	---	---	---	---	0.05
50	40117000	TYRE AGRICULTURE VEH/ MACHINE	NO	2.93	---	---	---	---	65.19
51	64039900	OTH F-WEAR O/S RUB, PLAS, LEA	PAIR	2.90	---	---	---	---	8.62
52	30041090	OTH CON PENCILLIN/DERI THEREOF	KG	2.89	---	---	---	---	3.32
53	40114000	NEW PNEUM TYRE RUBB MOTORCYCLE	NO	2.88	---	---	---	---	4.74
54	17049090	OTHER SUGAR CONFECTIONERY	KG	2.83	---	---	---	---	0.70
55	21061090	OTHER PROTEIN CONCENTRATE	KG	2.78	---	---	---	---	2.80
56	07011000	POTATO SEEDS	KG	2.70	---	---	---	---	0.17
57	12130000	CEREAL STRAW & HUSKS, IN PELLET	KG	2.48	---	---	---	---	0.06
58	34025000	PREPARATIONS FOR RETAIL SALE	NO	2.45	---	---	---	---	1.24
59	33021090	OTHER FLAVORS FOR DRINK INDUST	KG	2.40	---	---	---	---	3.56
60	72104990	OTH FR I/NA-S P/C ZINC T 600MM	MT	2.34	---	---	---	---	758.09
61	03021900	OTH SALMO FISH, EXCL LIVER F/ CH	KG	2.32	---	---	---	---	0.71
62	73089090	OTH COLUMNS ETC FOR STRUCT I/S	MT	2.31	---	---	---	---	653.07
63	39202090	OTH PLATE, SHEET, FILM, FOILSTRIP	KG	2.27	---	---	---	2.50	2.60
64	08109090	OTHER, FRESH FRUITS	KG	2.21	---	---	---	---	0.14
65	63090000	WORN CLOTHING & OTH WORN ARTICLE	KG	2.09	---	---	---	---	0.40
66	30045090	OTH MEDICAMENT VITAMIN RETAIL	KG	2.07	---	---	---	---	4.14
67	04039000	BUTTER MILK, CURDLED MILK/ CREAM	KG	1.99	---	---	---	---	2.70
68	44129900	OTH PW CONSIST OF WOOD SHEET	CUBM	1.87	---	---	---	---	98.92
69	07101000	POTATO, FROZEN.	KG	1.81	---	---	---	---	0.16

Rank	Hs Code	Commodity	Unit	FY-24	FY-23	FY-22	FY-2021	FY-2020	Average Unit Price \$ 2024
				\$ in Million	\$ in Million	\$ in Million	\$ in Million	\$ in Million	
70	19021990	OTH UNCOK PASTA NOT STUFFED	KG	1.75	---	---	---	---	2.27
71	63062990	TENTS OF OTH TEX MATERIAL	KG	1.67	---	---	---	---	4.73
72	08055000	LEMONS AND LIMES	KG	1.59	---	---	---	---	0.34
73	33051000	SHAMPOOS	NO	1.53	---	---	---	---	3.80
74	25010029	OTH ROCK SALT	MT	1.47	---	---	---	---	131.00
75	20079900	OTH JAM, FRUIT, JELLY, MARMALADE	KG	1.45	---	---	---	---	4.57
76	84182190	OTH REFRIG H-HOLD COMPRES TYPE	NO	1.45	---	---	---	---	188.72
77	52103900	OTH W-FAD COTMX MF W200G/ SQMDY	KG	1.42	---	---	---	---	1.89
78	34023900	OTH ANIONIC ORGANIC SURFACE AGENT	KG	1.41	---	---	---	---	1.30
79	12074000	SESAMUM (SESAME) SEEDS	KG	1.37	---	---	---	---	1.14
80	84295900	OTH MECHANICAL SHOVALS EXCAVOR	NO	1.30	---	---	---	---	12,846.60
81	20052000	POTATO PREP O/TH VING NOT FROZ	KG	1.20	---	---	---	---	2.40
82	04021000	MILK IN POWDER FAT 1.5%	KG	1.17	---	---	---	---	5.79
83	62099010	BABIES GARME OF OTH TEXTI MATE	KG	1.17	---	---	---	---	10.73
84	01059400	OTH FOWLS OF THE SPE (CHICKEN)	NO	1.16	---	---	---	---	0.15
85	33049910	FACE AND SKIN CREAM AND LOTION	NO	1.13	---	---	---	---	1.07
86	30049040	DEXTROSE/SALINE W/OUT INF SET	KG	1.13	---	---	---	---	0.39
87	73069000	OTH TUBE PIPE HW-PROFILR I/ STL	MT	1.10	---	---	---	---	832.38
88	30031000	MEDICAMENT PENCILLIN DERV/ ACID	KG	1.10	---	---	---	---	4.08
89	25010090	OTHER SALT	MT	1.09	---	---	---	---	106.92
90	21069030	FLAVOUR POWDER FOR PREP. FOOD	KG	1.04	---	---	---	---	5.66
91	63062200	TENTS OF SYNTHETIC FIBRES	KG	1.00	---	---	---	---	3.49
92	39239090	OTH ARTI FOR CONVEYAN OF GOODS	KG	0.98	---	---	---	---	2.02
93	48109200	OTH PAPER&P/BOARD MULTI-PLY	KG	0.97	---	---	---	---	0.60
94	08071100	WATERMELONS	KG	0.96	---	---	---	---	0.14
95	39159000	WASTE, ETC PLASTIC/PARING	KG	0.96	---	---	---	---	0.08
96	48109900	OTH PAPER&P/BOARD COATED	KG	0.90	---	---	---	---	1.98
97	25010010	TABLE SALT OF ALL SORTS	MT	0.88	---	---	---	---	50.05
98	32141090	OTH NON-REFRACTORY SURFACE PRP	KG	0.86	---	---	---	---	0.34
99	39264090	OTH STATUETTES&ORNA ARTICLES	KG	0.85	---	---	---	---	0.28
100	25232100	WHITE PORTLAND CEMENT	MT	0.83	---	---	---	---	87.36

Source: Pakistan Bureau of Statistics

Table: A.1.1 Pakistan's Major Export Categories to Afghanistan

Rank	HS Code	Commodity	Unit	FY-24	FY-23	FY-22	FY-2021	FY-2020
				\$ in Million	\$ in Million	\$ in Million	\$ in Million	\$ in Million
		<b>Total Exports</b>		<b>1,140.17</b>	<b>976.54</b>	<b>805.14</b>	<b>1,025.49</b>	<b>852.31</b>
<b>1</b>	<b>10</b>	<b>Cereals</b>	<b>MT</b>	<b>348.80</b>	<b>155.22</b>	<b>166.13</b>	<b>160.33</b>	<b>81.85</b>
	10063090	RICE OTHER VARIETIES	MT	195.75	---	113.51	135.81	---
	10063010	RICE BASMATI	MT	81.76	---	---	---	---
	10064000	BROKEN RICE	MT	64.35	---	---	---	---
	10059000	OTHER MAIZE (CORN)	MT	6.44	---	---	---	---
<b>2</b>	<b>30</b>	<b>Pharmaceutical products.</b>	<b>KG</b>	<b>129.89</b>	<b>126.83</b>	<b>56.83</b>	<b>90.25</b>	<b>19.11</b>
	30049099	OTH MEDICAMENT CONTA VITAMINS	KG	61.29	---	---	---	---
	30043900	OTH MEDICIMENTHARMONE NOT ANT	KG	49.47	---	19.12	---	---
	30033900	OTH, MEDICEMENT HARMONE ANTIBTC	KG	8.76	---	---	---	---
	30041090	OTH CON PENCILLIN/DERI THEREOF	KG	2.89	---	---	---	---
	30045090	OTH MEDICAMENT VITAMIN RETAIL	KG	2.07	---	---	---	---
	30049040	DEXTROSE/SALINE W/OUT INF SET	KG	1.13	---	---	---	---
	30031000	MEDICAMENT PENCILLIN DERV/ACID	KG	1.10	---	---	---	---
<b>3</b>	<b>07</b>	<b>Edible vegetables and certain roots</b>	<b>KG</b>	<b>74.73</b>	<b>90.33</b>	<b>58.69</b>	<b>62.07</b>	<b>38.15</b>
	07019000	POTATOES, FRESH OR CHILLED	KG	50.86	---	---	31.12	---
	07049000	OTH; EDIBLE BRASSICAS, FRESH/CHI	KG	13.59	---	10.91	---	---
	07020000	TOMATOES, FRESH OR CHILLED	KG	5.03	---	---	---	---
	07011000	POTATO SEEDS	KG	2.70	---	---	---	---
	07101000	POTATO, FROZEN.	KG	1.81	---	---	---	---
<b>4</b>	<b>25</b>	<b>Salt; sulphur; earths and stone; plastering materials, lime and cement.</b>	<b>MT</b>	<b>73.58</b>	<b>55.58</b>	<b>40.61</b>	<b>94.77</b>	<b>2.21</b>
	25232900	OTHER PORTLAND CEMENT	MT	65.92	---	---	---	---
	25010021	HIMALAYAN ROCK SALT	MT	3.22	---	---	---	---
	25010029	OTH ROCK SALT	MT	1.47	---	---	---	---
	25010090	OTHER SALT	MT	1.09	---	---	---	---
	25010010	TABLE SALT OF ALL SORTS	MT	0.88	---	---	---	---
	25232100	WHITE PORTLAND CEMENT	MT	0.83	---	---	---	---
<b>5</b>	<b>21</b>	<b>Miscellaneous edible preparations</b>	<b>KG</b>	<b>67.20</b>	<b>79.66</b>	<b>58.63</b>	<b>26.53</b>	<b>8.61</b>
	21069090	OTHER FOOD PREPARATIONS	KG	56.96	---	---	---	---
	21069010	FLAVOURING POWDER FOR PRE-FOOD	KG	4.51	---	---	---	---
	21061090	OTHER PROTEIN CONCENTRATE	KG	2.78	---	---	---	---
	21069030	FLAVOUR POWDER FOR PREP.FOOD	KG	1.04	---	---	---	---
<b>6</b>	<b>08</b>	<b>Edible fruit and nuts; peel of citrus fruit or melons</b>	<b>KG</b>	<b>61.38</b>	<b>46.78</b>	<b>26.85</b>	<b>83.84</b>	<b>92.80</b>
	08052910	KINO, FRESH	KG	29.50	---	---	---	---
	08039000	OTHER BANANS FRESH OR DRIED	KG	11.07	---	---	---	---
	08045020	MANGOES	KG	6.08	---	---	8.38	---
	08031000	PLANTAINS, FRESH OR DRIED	KG	4.81	---	---	---	---
	08059000	OTH CITRUS FRUITS FRESH/DRIED.	KG	4.48	---	---	---	---
	08109090	OTHER, FRESH FRUITS	KG	2.21	---	---	---	---
	08055000	LEMONS AND LIMES	KG	1.59	---	---	---	---
	08071100	WATERMELONS	KG	0.96	---	---	---	---
<b>7</b>	<b>87</b>	<b>Vehicles other than railway or tramway rolling stock, and parts and accessories thereof</b>	<b>NO</b>	<b>40.02</b>	<b>25.86</b>	<b>6.32</b>	<b>15.48</b>	<b>6.02</b>
	87112090	OTH MOTORCYCLE CYL 50-250CC	NO	22.07	---	---	---	---
	87019220	AGRI TRACT, ENG CAP>26KW <37 KW	NO	11.36	---	---	---	---
	87019320	AGRICULTURE TACTOR-37 TO 75KW	NO	5.20	---	---	---	---
<b>8</b>	<b>76</b>	<b>Aluminium and articles thereof</b>	<b>KG</b>	<b>37.36</b>	<b>28.52</b>	<b>16.11</b>	<b>16.29</b>	<b>13.78</b>

Rank	HS Code	Commodity	Unit	FY-24	FY-23	FY-22	FY-2021	FY-2020
				\$ in Million	\$ in Million	\$ in Million	\$ in Million	\$ in Million
	76129030	OTH CANS<=400ML W LOGO/BRAND	KG	37.35	28.52	---	---	---
9	44	<b>Wood and articles of wood; wood charcoal</b>	<b>Mixed</b>	<b>32.12</b>	<b>28.66</b>	<b>19.90</b>	<b>42.06</b>	<b>5.02</b>
	44119390	OTH (MDF)DENSITY 0.5-0.8G/CM3	SQM	20.07	---	---	---	---
	44111400	(MDF)THICKNESS EXCEEDING - 9MM	SQM	6.39	---	---	---	---
	44101100	PARTICLE BOARD OF WOOD	KG	3.22	---	---	---	---
	44129900	OTH PW CONSIST OF WOOD SHEET	CUBM	1.87	---	---	---	---
10	15	<b>Animal, vegetable or microbial fats and oils and their cleavage products; prepared edible fats; animal or vegetable waxes</b>	<b>KG</b>	<b>29.88</b>	<b>59.47</b>	<b>85.86</b>	<b>54.70</b>	<b>37.06</b>
	15162010	VEGETABLE FAT & ITS FRACTIONS	KG	28.62	---	---	---	---
11	39	<b>Plastics and articles thereof</b>	<b>KG</b>	<b>30.59</b>	<b>37.83</b>	<b>34.90</b>	<b>33.87</b>	<b>41.05</b>
	39076120	POLY BOTTLE GRADE VIS 78ML/G	KG	10.67	---	---	---	---
	39249000	OTH, HOUSEHOLD/TOILET ARTICLES	NO	9.60	9.73	---	---	---
	39091010	UREA FORMALDEHYDE MOULDING COM	KG	3.26	---	---	---	---
	39202090	OTH PLATE, SHEET, FILM, FOILSTRIP	KG	2.27	---	---	---	2.50
	39239090	OTH ARTI FOR CONVEYAN OF GOODS	KG	0.98	---	---	---	---
	39159000	WASTE, ETC PLASTIC/PARING	KG	0.96	---	---	---	---
	39264090	OTH STATUETTES&ORNA ARTICLES	KG	0.85	---	---	---	---
12	17	<b>Sugar and sugar confectionery</b>	<b>KG</b>	<b>25.20</b>	<b>37.69</b>	<b>19.33</b>	<b>21.33</b>	<b>77.83</b>
	17041000	CHEWING GUM, WH/NOT SUGA COATED	KG	7.14	---	---	---	---
	17019910	WHITE CRYSTALLINE CANE SUGAR	MT	6.23	---	---	---	---
	17023000	GLUS SYP, DRY STAT FRVCT <20%	KG	5.71	---	---	---	---
	17049010	WHITE CHOCOLATE	KG	3.10	---	---	---	---
	17049090	OTHER SUGAR CONFECTIONERY	KG	2.83	---	---	---	---
13	19	<b>Preparations of cereals, flour, starch or milk; pastrycooks' products</b>	<b>KG</b>	<b>21.93</b>	<b>22.21</b>	<b>21.29</b>	<b>21.77</b>	<b>18.89</b>
	19019090	OTHER FOOD PREPARATIONS	KG	6.44	---	---	---	---
	19011000	FOOD PREP FOR INFANT USE	KG	6.03	---	---	---	---
	19053100	SWEET BISCUITS	KG	5.62	---	---	---	---
	19021990	OTH UNCOOK PASTA NOT STUFFED	KG	1.75	---	---	---	---
14	85	<b>Electrical machinery and equipment and parts thereof; sound recorders and reproducers, television image and sound recorders and reproducers, and parts and accessories of such articles</b>	<b>NO</b>	<b>20.22</b>	<b>23.10</b>	<b>16.05</b>	<b>22.77</b>	<b>1.68</b>
	85071010	MEANT M-CARS H-87.03&VEH-4,11	NO	18.85	---	---	---	---
15	11	<b>Products of the milling industry; malt, starch, inulin, wheat gluten</b>	<b>KG</b>	<b>20.14</b>	<b>11.82</b>	<b>16.35</b>	<b>12.88</b>	<b>24.04</b>
	11031300	GROATS&MEAL OF MAIZE (CORN)	MT	14.63	---	---	---	---
	11081200	MAIZE (CORN), STARCH	KG	5.44	---	---	---	---
16	04	<b>Dairy produce; birds' eggs; natural honey; edible products of animal origin, not elsewhere specified or included</b>	<b>KG</b>	<b>11.66</b>	<b>8.48</b>	<b>9.87</b>	<b>100.28</b>	<b>25.19</b>
	04071900	FERTILIZED EGGS OF OTHER BIRDS	NO	6.79	---	---	---	---
	04039000	BUTTER MILK, CURDLED MILK/CREAM	KG	1.99	---	---	---	---
	04021000	MILK IN POWDER FAT 1.5%	KG	1.17	---	---	---	---
17	40	<b>Rubber and articles thereof</b>	<b>KG/NO</b>	<b>10.96</b>	<b>12.20</b>	<b>7.58</b>	<b>9.46</b>	<b>7.42</b>
	40139020	INNER TUBES FOR MOTORCYCLES	NO	3.58	3.80	---	---	---
	40117000	TYRE AGRICULTURE VEH/MACHINE	NO	2.93	---	---	---	---
	40114000	NEW PNEUM TYRE RUBB MOTORCYCLE	NO	2.88	---	---	---	---
18	32	<b>Tanning or dyeing extracts; tannins and their derivatives; dyes, pigments and other colouring matter; paints, varnishes; putty, other mastics; inks</b>	<b>KG</b>	<b>10.69</b>	<b>8.03</b>	<b>4.35</b>	<b>24.86</b>	<b>18.10</b>

Rank	HS Code	Commodity	Unit	FY-24	FY-23	FY-22	FY-2021	FY-2020
				\$ in Million	\$ in Million	\$ in Million	\$ in Million	\$ in Million
	081090	O-PAINT/VARNISH B-ON POLYESTER	KG	4.50	---	---	---	---
	091090	OTH ENAMELS DISPERSED	KG	3.49	---	---	---	---
	141090	OTH NON-REFRACTORY SURFACE PRP	KG	0.86	---	---	---	---
19	34	<b>Soap, organic surface-active agents; washing, lubricating, polishing or scouring preparations; artificial or prepared waxes, candles and similar articles, modelling pastes, dental waxes and dental preparations with a basis of plaster</b>	KG	10.66	13.76	15.71	6.28	13.10
	34011100	SOAP&ORGANIC SURFAC-ACTIV PROD	KG	5.52	---	---	---	---
	34025000	PREPARATIONS FOR RETAIL SALE	NO	2.45	---	---	---	---
	34023900	OTH ANIONIC ORGANIC SURFACE AGENT	KG	1.41	---	---	---	---
20	84	<b>Nuclear reactors, boilers, machinery and mechanical appliances; parts thereof</b>	NO	10.15	4.14	1.65	9.98	4.92
	84182190	OTH REFRIG H-HOLD COMPRES TYPE	NO	1.45	---	---	---	---
	84295900	OTH MECHANICAL SHOVALS EXCAVOR	NO	1.30	---	---	---	---
21	48	<b>Paper and paperboard; articles of paper pulp, of paper or paperboard</b>	KG	8.02	11.49	5.01	8.59	5.86
	48115990	OTH P&P/BOARD COATED ROLL/SHET	KG	4.21	---	---	---	---
	48109200	OTH PAPER&P/BOARD MULTI-PLY	KG	0.97	---	---	---	---
	48109900	OTH PAPER&P/BOARD COATED	KG	0.90	---	---	---	---
22	63	<b>Textiles, made up articles; sets; worn clothing and worn textile articles; rags</b>	KG	7.12	15.75	9.43	6.24	15.10
	63090000	WORN CLOTHING &OTH WORN ARTICLE	KG	2.09	---	---	---	---
	63062990	TENTS OF OTH TEX MATERIAL	KG	1.67	---	---	---	---
	63062200	TENTS OF SYNTHETIC FIBRES	KG	1.00	---	---	---	---
23	33	<b>Essential oils and resinoids; perfumery, cosmetic or toilet preparations</b>	KG	6.86	4.62	1.94	7.16	7.86
	33021090	OTHER FLAVORS FOR DRINK INDUST	KG	2.40	---	---	---	---
	33051000	SHAMPOOS	NO	1.53	---	---	---	---
	33049910	FACE AND SKIN CREAM AND LOTION	NO	1.13	---	---	---	---
24	72	<b>Iron and steel</b>	MT	6.12	6.56	9.77	30.55	14.90
	72091790	OTH CR COIL I /NA-S TH 0.5-1MM	MT	3.30	---	---	---	---
	72104990	OTH FR I/NA-S P/C ZINC T 600MM	MT	2.34	---	---	---	---
25	73	<b>Articles of iron or steel</b>	MT	4.99	5.77	2.78	7.23	5.93
	73089090	OTH COLUMNS ETC FOR STRUCT I/S	MT	2.31	---	---	---	---
	73069000	OTH TUBE PIPE HW-PROFILR I/STL	MT	1.10	---	---	---	---
26	36	<b>Explosives; pyrotechnic products; matches; pyrophoric alloys; certain combustible preparations</b>	KG	4.23	3.89	4.46	4.77	4.01
	36050000	MATCHES O/T PYROTECHNIC	KG	4.23	---	---	---	---
27	12	<b>Oil seeds and oleaginous fruits; miscellaneous grains, seeds and fruit, industrial or medicinal plants; straw and fodder</b>	KG	4.07	2.48	2.24	0.70	1.87
	12130000	CEREAL STRAW & HUSKS, IN PELLET	KG	2.48	---	---	---	---
	12074000	SESAMUM (SESAME) SEEDS	KG	1.37	---	---	---	---
28	20	<b>Preparations of vegetables, fruit, nuts or other parts of plants</b>	KG	3.92	2.57	57.52	5.27	6.84
	20052000	POTATO PREP O/TH VING NOT FROZ	KG	1.20	---	---	---	---
	20079900	OTH JAM, FRUIT, JELLY, MARMALADE	KG	1.45	---	---	---	---
29	64	<b>Footwear, gaiters and the like; parts of such articles</b>	PAIR	3.66	2.90	2.43	5.59	1.91
	64039900	OTH F-WEAR O/S RUB, PLAS, LEA	PAIR	2.90	---	---	---	---
30	23	<b>Residues and waste from the food industries; prepared animal fodder</b>	KG	3.44	11.88	19.62	23.70	6.49

Rank	HS Code	Commodity	Unit	FY-24	FY-23	FY-22	FY-2021	FY-2020
				\$ in Million	\$ in Million	\$ in Million	\$ in Million	\$ in Million
	23080000	VEG MATL & VEG WASTE, VEG RESID	KG	3.06	---	---	---	---
31	03	Fish and crustaceans, molluscs and other aquatic invertebrates	KG	2.32	1.62	1.10	1.44	---
	03021900	OTH SALMO FISH, EXCL LIVER F/CH	KG	2.32	---	---	---	---
32	62	Apparel and clothing accessories; not knitted or crocheted	KG	2.31	1.14	1.13	2.53	0.85
	62099010	BABIES GARME OF OTH TEXTI MATE	KG	1.17	---	---	---	---
33	52	Cotton	KG	2.06	3.62	0.57	2.13	0.97
	52103900	OTH W-FAD COTMX MF W200G/SQMDY	KG	1.42	---	---	---	---
34	01	Live animals	NO	1.54	4.96	3.43	9.69	4.73
	01059400	OTH FOWLS OF THE SPE (CHICKEN)	NO	1.16	---	---	---	---

Source: Pakistan Bureau of Statistics. Note, FY'2024/27

**Table A.2 Pakistan's Imports of Top 100 Products from Afghanistan**

Rank	Hs Code	Commodity	Unit	FY-24	FY-23	FY-22	FY-2021	FY-2020	Average Unit Price \$ 2024
				\$ in Million	\$ in Million	\$ in Million	\$ in Million	\$ in Million	
		<b>Total Import</b>		<b>566.44</b>	<b>880.07</b>	<b>800.79</b>	<b>612.50</b>	<b>468.34</b>	
1	52010090	OTHER COTTON	MT	120.32	---	194.61	113.17	---	2,033.04
2	07031000	ONIONS AND SHALLOTS	KG	72.91	---	---	---	---	0.16
3	27011900	OTHER COAL, NOT AGGLOMERATED	MT	66.90	141.01	108.69	---	---	105.62
4	08061000	GRAPES, FRESH	KG	53.24	---	---	---	---	0.39
5	27011200	BITUMINOUS COAL, NOT AGGLOMERAT	MT	47.63	---	---	---	35.75	103.23
6	07020000	TOMATOES, FRESH OR CHILLED	KG	44.33	30.29	---	---	---	0.14
7	08109010	POMEGRANATA, FRESH	KG	19.01	---	---	---	---	0.53
8	07133910	GREEN BEANS, DRY WHOLE	KG	16.60	21.38	---	---	---	0.45
9	07070000	CUCUMBERS&GHERKINS, FRESH/ CHL	KG	14.18	---	16.19	---	---	0.16
10	07133300	KIDNEY BEANS, INCL WHITE BENAS	KG	9.88	---	13.63	23.67	---	0.62
11	09093100	SEEDS CUMIN.N-CRU/GRO (W. ZEERA)	KG	9.49	---	---	---	---	1.31
12	07132090	OTHER CHICKPEAS (GARBANZOS)	KG	9.20	---	---	---	---	0.62
13	08062000	GRAPES, DRIED	KG	8.69	---	---	---	---	0.49
14	07131000	PEAS DRIED SHELLED	KG	6.60	---	---	---	---	0.60
15	08081000	APPLE, FRESH	KG	6.19	---	---	---	---	0.43
16	08131000	APRICOTS DRIED	KG	5.70	---	---	---	---	0.39
17	27111910	L.P.G. LIQUEFIED	KG	5.46	---	---	---	---	0.56
18	07139020	MASH DRY WHOLE	KG	4.57	---	---	---	---	0.43
19	08091000	APRICORTS; FRESH(KHUBANI)	KG	4.29	---	---	---	---	0.30
20	78011000	REFINED UN-WROUGHT LEAD	KG	3.78	---	---	---	---	1.93
21	12092100	LUCERNE (ALFALFA) SEED	KG	3.40	---	---	3.57	---	0.20
22	23040000	OIL-CAKE/OTH S/RESID SOYABEAN	KG	2.80	---	---	---	---	0.26
23	07134010	LENTILES, DRY WHOLE	KG	2.54	---	---	---	---	0.64
24	12119000	OTH PLANTS AND PARTS OF PLANTS	KG	2.49	---	---	---	---	0.33
25	08132000	PRUNES DRIED	KG	2.20	---	---	---	---	0.64

Rank	Hs Code	Commodity	Unit	FY-24	FY-23	FY-22	FY-2021	FY-2020	Average Unit Price \$ 2024
				\$ in Million	\$ in Million	\$ in Million	\$ in Million	\$ in Million	
26	25151100	MARBLE/TRAVERTINE, CRUDE ROUGH	MT	1.52	---	---	---	---	118.60
27	25261010	TALC NOT CRUSHED NOT POWDERED	MT	1.51	---	---	---	---	114.33
28	41021020	SHEEP SKIN WITH WOOL, RAW FR/DR	KG	1.30	---	---	---	---	0.28
29	08042000	FIGS	KG	1.29	---	---	---	---	0.74
30	12024100	OTH GROUND NUTS IN SHELL	KG	1.28	---	---	---	---	0.63
31	41015020	HIDES COWS WT>16 KG	KG	1.25	---	---	---	1.86	0.17
32	07051100	CABBAGE LETTUCE(H-LETUC) SALAD	KG	1.11	---	---	---	---	0.15
33	86090000	CONTINERS SPECIL DESI, EQUIPPED	NO	1.09	---	---	---	---	76.62
34	08021200	ALMOND, SHELLED (GIRI).	KG	1.01	---	---	---	---	1.54
35	10039000	OTHER BARLEY	MT	0.93	---	---	---	---	241.99
36	24013000	TOBACCO REFUSE	KG	0.92	---	---	---	---	0.22
37	57011010	CARPETS OF WOOL, HAND KNOTTED	SQM	0.87	---	---	---	---	7.67
38	08134090	OTHER FRUIT DRIED	KG	0.80	---	---	---	---	0.42
39	08021100	ALMOND IN SHELL	KG	0.76	---	---	---	---	1.13
40	08071900	OTHER MELONS	KG	0.66	---	---	---	---	0.15
41	07143000	YAMS FRESH, CHILLED, FROZEN/ DRIE	KG	0.55	---	---	---	---	0.16
42	07032000	GARLIC	KG	0.51	---	---	---	---	0.96
43	10041000	OATS SEED	MT	0.51	---	---	---	---	417.38
44	71031000	UN-WORKED/SIMPLY SAWN PRE-STON	GM	0.46	---	---	---	---	0.94
45	12040000	LINSEED, WHETHER OR NOT BROKEN	KG	0.39	---	---	---	---	0.18
46	26100000	CHROMIUM ORES AND CONCENTRATES	MT	0.39	---	---	---	---	198.74
47	25169000	OTH MONUMENTAL BUILDING STONE	MT	0.27	---	---	---	---	296.66
48	08071100	WATERMELONS	KG	0.27	---	---	---	---	0.13
49	07139010	BLACK METPE DRY WHOLE	KG	0.23	---	---	---	---	0.61
50	12076000	SAFFLOWER SEEDS	KG	0.22	---	---	---	---	0.20
51	57021000	KECEM, SCHUMACKS, KARAMAE. ETC.	SQM	0.20	0.34	---	---	---	2.56
52	26204000	ASH&RESIDUE MAINLY OF ALUMNIUM	MT	0.18	---	---	---	---	558.15
53	72044920	OTH WASTE&SCRAP OF AUTO PARTS	MT	0.16	---	---	---	---	530.51
54	40040020	SHREDDED TYRE SCRAP(C-PIECES)	KG	0.15	---	---	---	---	0.04
55	05040000	GUTS, BLADERS, STOMACH OF ANIMAL	KG	0.14	---	---	---	---	0.03
56	46012900	OTH MATS, MATTING&SCREN VEG MAT	KG	0.14	---	---	---	---	0.04
57	08023100	WALNUTS IN SHELL(AKHROTE)	KG	0.14	---	---	---	---	0.93
58	12092200	CLOVER (TRIFOLIUM) SEED	KG	0.13	---	---	---	---	0.62
59	01064100	BEES	THNO	0.12	---	---	---	---	7.82
60	84082090	OTH DIESEL / SEMI DIESEL ENGIN	NO	0.12	---	---	---	---	336.28
61	13021200	SAP AND EXTRACTS OF LIQUORICE	KG	0.12	---	---	---	---	0.20
62	10059000	OTHER MAIZE (CORN)	MT	0.12	---	---	---	---	157.35

Rank	Hs Code	Commodity	Unit	FY-24	FY-23	FY-22	FY-2021	FY-2020	Average Unit Price \$ 2024
				\$ in Million	\$ in Million	\$ in Million	\$ in Million	\$ in Million	
63	07099900	OTH VEGETABLES FRESH/ CHILLED	KG	0.11	---	---	---	---	0.18
64	72044910	OTH RE-ROLLABLE WASTE / SCRAP	MT	0.11	---	---	---	---	418.80
65	05069020	BONES, WASTE	KG	0.11	---	---	---	---	0.04
66	78019900	OTH UNREFIND LEAD&LEAD ALLOYED	KG	0.09	---	---	---	---	1.53
67	08013200	CASHEW NUT SHELLED	KG	0.09	---	---	---	---	4.34
68	26190000	SLAG, DROSS OTH WASTE, IRN/ STL	MT	0.08	---	---	---	---	313.64
69	07132020	GRAM SPLIT	KG	0.08	---	---	---	---	0.61
70	39159000	WASTE, ETC PLASTIC/PARING	KG	0.08	---	0.11	---	---	0.36
71	76020090	OTH W/SCRAP OF ALUMINIUM	MT	0.08	---	---	---	---	573.51
72	14012000	RATTANS	KG	0.07	---	---	---	---	0.13
73	72044990	OTH WASTE AND SCRAP	MT	0.06	---	---	---	---	397.58
74	09092100	SEEDS-CORIANDER NITHER CRU/ GRO	KG	0.06	---	---	---	---	0.74
75	26180000	GRANULATED SLAG M/G IRON, STEEL	MT	0.06	---	---	---	---	113.60
76	51011100	SHON WOOL GREASY	KG	0.06	---	0.05	---	---	0.32
77	07019000	POTATOES, FRESH OR CHILLED	KG	0.06	---	---	---	---	0.18
78	09083110	LARGE CARDAMOMS NITHER-CRU/GRO	KG	0.05	---	---	---	---	3.71
79	73121020	IRON AND STEEL ROPE	KG	0.05	---	---	---	---	2.09
80	09042110	RED CHILLIES (WHOLE)	KG	0.04	---	---	---	---	0.60
81	12024200	GROUND-NUTS SHELLED BROKEN/N-B	KG	0.04	---	---	---	---	0.85
82	09041110	PEPPER, BLACK, CRUSH NOT GROUND	KG	0.04	---	---	---	---	3.60
83	07096000	FRUIT OF GENUS CAPSICUM F/ CHLL	KG	0.04	---	---	---	---	0.49
84	87084090	OTH GEAR BOXES/PART OTH VEHICL	NO	0.04	---	---	---	---	64.58
85	25030000	SULPHUR OF ALL KINDS	MT	0.04	---	---	---	---	85.31
86	07129000	OTH VEGETABLE MIXTURE DRIED	KG	0.03	---	---	---	---	6.57
87	87085010	BUILD UP DRIVE AXLE V-8701,2,4	NO	0.03	---	---	---	---	128.10
88	09041120	PEPPER, WHITE, CRUSH NOT GROUND	KG	0.03	---	---	---	---	3.04
89	07122000	ONION; WHOLE DRIED, CUT	KG	0.03	---	---	---	---	2.18
90	12099900	OTH SEEDS OF FRUIT FOR SOWING	KG	0.03	---	---	---	---	0.72
91	52021000	YARN WASTE (INCL.THREAD WASTE)	MT	0.03	---	---	---	---	700.81
92	26080000	ZINC ORES AND CONCENTRATES	MT	0.03	---	---	---	---	130.53
93	12030000	COPRA	KG	0.03	---	---	---	---	0.99
94	87082939	BODY PARTS OF OTHER VEHICLES	NO	0.02	0.02	---	---	---	10.40
95	26201900	OTH, ASH&RESIDUE C/MAINLY ZINC	MT	0.02	---	---	---	---	739.23
96	51051000	CARDED WOOL	KG	0.02	---	---	---	---	0.36
97	27079910	CARBON BLACK OIL	MT	0.02	---	---	---	---	356.22
98	10031000	BARLEY SEED	MT	0.02	---	---	---	---	199.72
99	23061000	OIL-CAKE/OTH RES.COTTON SEED	KG	0.02	---	---	---	---	0.34
100	10082900	OTHER MILLET (BAJRA)	MT	0.02	---	---	---	---	239.24

Source: Pakistan Bureau of Statistics

**Table: A.2.1 Pakistan's Major Import Categories from Afghanistan**

Rank	HS Code	Commodity	Unit	FY-24	FY-23	FY-22	FY-2021	FY-2020
				\$ in Million	\$ in Million	\$ in Million	\$ in Million	\$ in Million
		<b>Total Imports</b>		<b>566.44</b>	<b>880.07</b>	<b>800.79</b>	<b>612.50</b>	<b>468.34</b>
<b>1</b>	<b>07</b>	<b>Edible vegetables and certain roots</b>	<b>KG</b>	<b>183.58</b>	<b>147.79</b>	<b>110.62</b>	<b>165.25</b>	<b>136.15</b>
	07031000	ONIONS AND SHALLOTS	KG	72.91	---	---	---	---
	07020000	TOMATOES, FRESH OR CHILLED	KG	44.33	30.29	---	---	---
	07133910	GREEN BEANS, DRY WHOLE	KG	16.60	21.38	---	---	---
	07070000	CUCUMBERS&GHERKINS, FRESH/CHL	KG	14.18	---	16.19	---	---
	07133300	KIDNEY BEANS, INCL WHITE BENAS	KG	9.88	---	13.63	23.67	---
	07132090	OTHER CHICKPEAS (GARBANZOS)	KG	9.20	---	---	---	---
	07131000	PEAS DRIED SHELLED	KG	6.60	---	---	---	---
	07139020	MASH DRY WHOLE	KG	4.57	---	---	---	---
	07134010	LENTILES, DRY WHOLE	KG	2.54	---	---	---	---
	07051100	CABBAGE LETTUCE(H-LETUC) SALAD	KG	1.11	---	---	---	---
	07143000	YAMS FRESH, CHILLED, FROZEN/DRIE	KG	0.55	---	---	---	---
	07032000	GARLIC	KG	0.51	---	---	---	---
	07139010	BLACK METPE DRY WHOLE	KG	0.23	---	---	---	---
	07099900	OTH VEGETABLES FRESH/CHILLED	KG	0.11	---	---	---	---
	07132020	GRAM SPLIT	KG	0.08	---	---	---	---
	07019000	POTATOES, FRESH OR CHILLED	KG	0.06	---	---	---	---
	07096000	FRUIT OF GENUS CAPSICUM F/CHLL	KG	0.04	---	---	---	---
	07129000	OTH VEGETABLE MIXTURE DRIED	KG	0.03	---	---	---	---
	07122000	ONION; WHOLE DRIED, CUT	KG	0.03	---	---	---	---
<b>2</b>	<b>52</b>	<b>Cotton</b>	<b>MT</b>	<b>120.36</b>	<b>178.54</b>	<b>209.03</b>	<b>151.49</b>	<b>37.83</b>
	52010090	OTHER COTTON	MT	120.32	---	194.61	113.17	---
	52021000	YARN WASTE (INCL.THREAD WASTE)	MT	0.03	---	---	---	---
<b>3</b>	<b>27</b>	<b>Mineral fuels and oils</b>	<b>MT&amp;KG</b>	<b>120.01</b>	<b>376.22</b>	<b>248.65</b>	<b>62.95</b>	<b>70.40</b>
	2711900	OTHER COAL, NOT AGGLOMERATED	MT	66.90	141.01	108.69	---	---
	2711200	BITUMINOUS COAL, NOT AGGLOMERAT	MT	47.63	---	---	---	35.75
	27111910	L.P.G. LIQUEFIED	KG	5.46	---	---	---	---
	27079910	CARBON BLACK OIL	MT	0.02	---	---	---	---
<b>4</b>	<b>08</b>	<b>Edible fruit and nuts; peel of citrus fruit or melons</b>	<b>KG</b>	<b>104.37</b>	<b>98.37</b>	<b>125.30</b>	<b>139.87</b>	<b>86.50</b>
	08061000	GRAPES, FRESH	KG	53.24	---	---	---	---
	08109010	POMEGRANATA, FRESH	KG	19.01	---	---	---	---
	08062000	GRAPES, DRIED	KG	8.69	---	---	---	---
	08081000	APPLE, FRESH	KG	6.19	---	---	---	---
	08131000	APRICOTS DRIED	KG	5.70	---	---	---	---
	08091000	APRICORTS; FRESH(KHUBANI)	KG	4.29	---	---	---	---
	08132000	PRUNES DRIED	KG	2.20	---	---	---	---
	08042000	FIGS	KG	1.29	---	---	---	---
	08021200	ALMOND, SHELLED (GIRI).	KG	1.01	---	---	---	---
	08134090	OTHER FRUIT DRIED	KG	0.80	---	---	---	---
	08021100	ALMOND IN SHELL	KG	0.76	---	---	---	---
	08071900	OTHER MELONS	KG	0.66	---	---	---	---
	08071100	WATERMELONS	KG	0.27	---	---	---	---
	08023100	WALNUTS IN SHELL(AKHROTE)	KG	0.14	---	---	---	---
	08013200	CASHEW NUT SHELLED	KG	0.09	---	---	---	---
<b>5</b>	<b>09</b>	<b>Coffee, tea, maté and spices</b>	<b>KG</b>	<b>9.75</b>	<b>2.44</b>	<b>2.34</b>	<b>0.64</b>	<b>0.04</b>
	O9093100	SEEDS CUMIN.N-CRU/GRO (W. ZEERA)	KG	9.49	---	---	---	---
	O9092100	SEEDS-CORIANDER NITHER CRU/GRO	KG	0.06	---	---	---	---

Rank	HS Code	Commodity	Unit	FY-24	FY-23	FY-22	FY-2021	FY-2020
				\$ in Million	\$ in Million	\$ in Million	\$ in Million	\$ in Million
	O9083110	LARGE CARDAMOMS NITHER-CRU/GRO	KG	0.05	---	---	---	---
	O9042110	RED CHILLIES (WHOLE)	KG	0.04	---	---	---	---
	O9041110	PEPPER, BLACK, CRUSH NOT GROUND	KG	0.04	---	---	---	---
	O9041120	PEPPER, WHITE, CRUSH NOT GROUND	KG	0.03	---	---	---	---
<b>6</b>	<b>12</b>	<b>Oil seeds and oleaginous fruits</b>	<b>KG</b>	<b>8.01</b>	<b>5.33</b>	<b>3.73</b>	<b>9.97</b>	<b>1.89</b>
	12092100	LUCERNE (ALFALFA) SEED	KG	3.40	---	---	3.57	---
	12119000	OTH PLANTS AND PARTS OF PLANTS	KG	2.49	---	---	---	---
	12024100	OTH GROUND NUTS IN SHELL	KG	1.28	---	---	---	---
	12040000	LINSEED, WHETHER OR NOT BROKEN	KG	0.39	---	---	---	---
	12076000	SAFFLOWER SEEDS	KG	0.22	---	---	---	---
	12092200	CLOVER (TRIFOLIUM) SEED	KG	0.13	---	---	---	---
	12024200	GROUND-NUTS SHELLED BROKEN/N-B	KG	0.04	---	---	---	---
	12099900	OTH SEEDS OF FRUIT FOR SOWING	KG	0.03	---	---	---	---
	12030000	COPRA	KG	0.03	---	---	---	---
<b>7</b>	<b>78</b>	<b>Lead and articles thereof</b>	<b>KG</b>	<b>3.87</b>	<b>9.27</b>	---	---	---
	78011000	REFINED UN-WROUGHT LEAD	KG	3.78	---	---	---	---
	78019900	OTH UNREFIND LEAD&LEAD ALLOYED	KG	0.09	---	---	---	---
<b>8</b>	<b>25</b>	<b>Salt; sulphur; earths and stone; plastering materials, lime and cement</b>	<b>MT</b>	<b>3.37</b>	<b>35.55</b>	<b>65.12</b>	<b>28.32</b>	<b>33.61</b>
	25151100	MARBLE/TRAVERTINE, CRUDE ROUGH	MT	1.52	---	---	---	---
	25261010	TALC NOT CRUSHED NOT POWDERED	MT	1.51	---	---	---	---
	25169000	OTH MONUMENTAL BUILDING STONE	MT	0.27	---	---	---	---
	25030000	SULPHUR OF ALL KINDS	MT	0.04	---	---	---	---
<b>9</b>	<b>23</b>	<b>Residue and waste from the food industries; prepared animal fodder</b>	<b>KG</b>	<b>2.83</b>	<b>0.93</b>	<b>0.01</b>	<b>0.01</b>	<b>0.01</b>
	23040000	OIL-CAKE/OTH S/RESID SOYABEAN	KG	2.80	---	---	---	---
	23061000	OIL-CAKE/OTH RES.COTTON SEED	KG	0.02	---	---	---	---
<b>10</b>	<b>41</b>	<b>Raw hides and skins (other than furskins) and leather</b>	<b>KG</b>	<b>2.70</b>	<b>2.55</b>	<b>2.68</b>	<b>3.47</b>	<b>2.88</b>
	41021020	SHEEP SKIN WITH WOOL, RAW FR/DR	KG	1.30	---	---	---	---
	41015020	HIDES COWS WT>16 KG	KG	1.25	---	---	---	1.86
	41012900	OTH MATS, MATTING&SCREN VEG MAT	KG	0.14	---	---	---	---
<b>11</b>	<b>10</b>	<b>Cereals</b>	<b>MT</b>	<b>1.61</b>	<b>2.04</b>	<b>0.19</b>	<b>2.32</b>	<b>3.45</b>
	10039000	OTHER BARLEY	MT	0.93	---	---	---	---
	10041000	OATS SEED	MT	0.51	---	---	---	---
	10059000	OTHER MAIZE (CORN)	MT	0.12	---	---	---	---
	10031000	BARLEY SEED	MT	0.02	---	---	---	---
	10082900	OTHER MILLET (BAJRA)	MT	0.02	---	---	---	---
<b>12</b>	<b>86</b>	<b>Railway or tramway locomotives, rolling stock and parts thereof; railway or tramway track fixtures</b>	<b>NO</b>	<b>1.09</b>	<b>0.59</b>	<b>1.37</b>	<b>1.03</b>	<b>0.13</b>
	86090000	CONTAINERS SPECIL DESI, EQUIPPED	NO	1.09	---	---	---	---
<b>13</b>	<b>57</b>	<b>Carpets and other textile floor coverings</b>	<b>SQM</b>	<b>1.07</b>	<b>1.78</b>	<b>3.15</b>	<b>2.49</b>	<b>1.03</b>
	57011010	CARPETS OF WOOL, HAND KNOTTED	SQM	0.87	---	---	---	---
	57021000	KECEM, SCHUMACKS, KARAMEE.ETC.	SQM	0.20	0.34	---	---	---
<b>14</b>	<b>24</b>	<b>Tobacco and manufactured tobacco substitutes; products</b>	<b>KG</b>	<b>0.92</b>	<b>0.45</b>	<b>0.86</b>	<b>0.12</b>	<b>0.18</b>
	24013000	TOBACCO REFUSE	KG	0.92	---	---	---	---
<b>15</b>	<b>26</b>	<b>Ores, slag and ash</b>	<b>MT</b>	<b>0.76</b>	<b>9.25</b>	<b>9.41</b>	<b>0.53</b>	<b>0.22</b>
	26100000	CHROMIUM ORES AND CONCENTRATES	MT	0.39	---	---	---	---
	26204000	ASH&RESIDUE MAINLY OF ALUMNIUM	MT	0.18	---	---	---	---
	26190000	SLAG, DROSS OTH WASTE, IRN/STL	MT	0.08	---	---	---	---

Rank	HS Code	Commodity	Unit	FY-24	FY-23	FY-22	FY-2021	FY-2020
				\$ in Million	\$ in Million	\$ in Million	\$ in Million	\$ in Million
	26180000	GRANULATED SLAG M/G IRON, STEEL	MT	0.06	---	---	---	---
	26080000	ZINC ORES AND CONCENTRATES	MT	0.03	---	---	---	---
	26201900	OTH, ASH&RESIDUE C/MAINLY ZINC	MT	0.02	---	---	---	---
16	71	<b>Natural or cultured pearls, precious or semi-precious stones, precious metals, metals clad</b>	GM	0.47	0.27	0.20	0.10	0.02
	71031000	UN-WORKED/SIMPLY SAWN PRE-STON	GM	0.46	---	---	---	---
17	72	<b>Iron and steel</b>	MT	0.33	6.88	15.56	36.25	15.05
	72044920	OTH WASTE&SCRAP OF AUTO PARTS	MT	0.16	---	---	---	---
	72044910	OTH RE-ROLLABLE WASTE /SCRAP	MT	0.11	---	---	---	---
	72044990	OTH WASTE AND SCRAP	MT	0.06	---	---	---	---
18	05	<b>Products of animal origin</b>	KG	0.25	0.27	0.17	0.20	0.13
	05040000	GUTS, BLADERS, STOMACH OF ANIMAL	KG	0.14	---	---	---	---
	05069020	BONES, WASTE	KG	0.11	---	---	---	---
19	40	<b>Rubber and articles thereof</b>	KG	0.15	0.29	0.29	0.24	0.04
	40040020	SHREDDED TYRE SCRAP(C-PIECES)	KG	0.15	---	---	---	---
20	87	<b>Vehicles other than railway or tramway rolling stock, and parts and accessories thereof</b>	NO	0.14	0.17	0.05	0.11	0.25
	87084090	OTH GEAR BOXES/PART OTH VEHICL	NO	0.04	---	---	---	---
	87085010	BUILD UP DRIVE AXLE V-8701,2,4	NO	0.03	---	---	---	---
	87082939	BODY PARTS OF OTHER VEHICLES	NO	0.02	0.02	---	---	---
21	01	<b>Live animals</b>	THINO	0.12	0.14	0.12	0.13	0.04
	01064100	BEEES	THINO	0.12	---	---	---	---
22	84	<b>Nuclear reactors, boilers, machinery and mechanical appliances; parts thereof</b>	NO	0.13	0.25	0.01	0.04	0.02
	84082090	OTH DIESEL / SEMI DIESEL ENGIN	NO	0.12	---	---	---	---
23	13	<b>Lac; gums, resins and other vegetable saps and extracts</b>	KG	0.13	0.03	0.02	0.07	0.003
	13021200	SAP AND EXTRACTS OF LIQUORICE	KG	0.12	---	---	---	---
24	51	<b>Wool, fine or coarse animal hair; horsehair yarn and woven fabric</b>	KG	0.08	0.06	0.15	0.20	0.18
	51011100	SHON WOOL GREASY	KG	0.06	---	0.05	---	---
	51051000	CARDED WOOL	KG	0.02	---	---	---	---
25	39	<b>Plastics and articles thereof</b>	KG	0.08	0.04	0.11	0.01	0.00
	39159000	WASTE, ETC PLASTIC/PARING	KG	0.08	---	0.11	---	---
26	76	<b>Aluminium and articles thereof</b>	MT	0.08	0.03	0.47	1.09	0.21
	76020090	OTH W/SCRAP OF ALUMINIUM	MT	0.08	---	---	---	---
27	14	<b>Vegetable plaiting materials: vegetable products not elsewhere specified or included</b>	KG	0.07	0.07	0.12	0.13	0.09
	14012000	RATTANS	KG	0.07	---	---	---	---
28	73	<b>Articles of iron or steel</b>	KG	0.05	0.04	0.00	---	---
	73121020	IRON AND STEEL ROPE	KG	0.05	---	---	---	---

Source: Pakistan Bureau of Statistics. Note, FY'2024<sup>38</sup>

**Table: B.1 Pakistan's Top 50 Product Exports to Afghanistan**

Rank	Hs Code	Commodity	2023	2022	2021	2020	2019
			\$ in Million	\$ in Million	\$ in Million	\$ in Million	\$ in Million
		<b>Total Export</b>	<b>975.89</b>	<b>988.92</b>	<b>835.87</b>	<b>871.20</b>	<b>1,183.59</b>
1	100640	Broken rice	110.23	81.99	17.21	33.60	22.29
2	100630	Semi-milled or wholly milled rice, whether or not polished or glazed	103.00	94.32	103.48	112.27	57.73
3	210690	Food preparations, n.e.s.	84.90	76.31	32.98	18.08	15.78
4	300490	Medicaments consisting of mixed or unmixed products for therapeutic or prophylactic purposes, . . .	55.69	54.45	39.26	38.75	28.44
5	252329	Portland cement (excl. white, whether or not artificially coloured)	55.60	48.81	70.47	70.38	88.17
6	070190	Fresh or chilled potatoes (excl. seed)	46.17	49.19	29.57	3.15	23.00
7	300439	Medicaments containing hormones or steroids used as hormones but not antibiotics, put up in . . .	41.93	30.72	19.17	20.25	26.74
8	761290	Casks, drums, cans, boxes and similar containers, incl. rigid tubular containers, of aluminium, . . .	33.61	22.06	14.66	13.36	12.02
9	151620	Vegetable fats and oils and their fractions, partly or wholly hydrogenated, inter-esterified, . . .	30.01	84.34	75.25	40.28	35.42
10	441193	Fibreboard of wood or other ligneous materials, whether or not agglomerated with resins or . . .	23.15	19.99	21.08	26.97	29.37
11	070490	Fresh or chilled cabbages, kohlrabi, kale and similar edible brassicas (excl. cauliflowers, . . .	21.80	4.05	8.54	12.43	7.73
12	080529	Fresh or dried wilkings and similar citrus hybrids	21.36	16.79	25.62	35.83	34.58
13	850710	Lead-acid accumulators of a kind used for starting piston engine "starter batteries" (excl. . . .	20.47	20.74	18.19	16.70	15.83
14	871120	Motorcycles, incl. mopeds, with reciprocating internal combustion piston engine of a cylinder . . .	17.58	7.01	4.11	1.52	0.80
15	170199	Cane or beet sugar and chemically pure sucrose, in solid form (excl. cane and beet sugar containing . . .	17.38	---	---	---	127.62
16	870192	Tractors, of an engine power > 18 kW but <= 37 kW (excl. those of heading 8709, pedestrian-controlled . . .	12.91	6.38	3.60	3.92	1.40
17	390761	Poly"ethylene terephthalate", in primary forms, having a viscosity number of >= 78 ml/g	10.13	13.17	8.65	9.07	11.71
18	110313	Groats and meal of maize "corn"	9.94	8.77	10.16	6.19	6.55
19	080390	Fresh or dried bananas (excl. plantains)	9.40	18.50	5.68	21.02	32.12
20	392490	Household articles and toilet articles, of plastics (excl. tableware, kitchenware, baths, shower-baths, . . .	9.40	10.75	12.52	9.23	8.01
21	170410	Chewing gum, whether or not sugar-coated	8.33	12.10	8.86	13.19	22.89
22	070200	Tomatoes, fresh or chilled	8.06	1.13	9.06	3.60	5.23
23	190531	Sweet biscuits	7.98	11.64	5.18	5.90	8.06
24	300339	Medicaments containing hormones or steroids used as hormones, not containing antibiotics, not . . .	7.55	8.73	6.48	8.85	7.06
25	170490	Sugar confectionery not containing cocoa, incl. white chocolate (excl. chewing gum)	6.64	10.69	4.92	8.83	14.58
26	190219	Uncooked pasta, not stuffed or otherwise prepared, not containing eggs	5.94	6.10	2.61	2.39	2.54
27	170230	Glucose in solid form and glucose syrup, not containing added flavouring or colouring matter . . .	5.45	3.47	1.78	1.35	0.77
28	080450	Fresh or dried guavas, mangoes and mangosteens	5.13	5.03	7.93	8.46	11.13
29	110812	Maize starch	4.88	3.57	1.89	2.40	1.89
30	190110	Food preparations for infant use, put up for retail sale, of flour, groats, meal, starch or . . .	4.21	3.88	3.70	4.99	5.85
31	100590	Maize (excl. seed for sowing)	3.86	1.50	0.49	0.23	2.73
32	080310	Fresh or dried plantains	3.18	---	0.88	---	0.03
33	441299	Laminated wood with both outer plies of coniferous wood (excl. of bamboo, with an outer ply . . .	2.98	2.12	1.34	1.68	1.42
34	250100	Salts, incl. table salt and denatured salt, and pure sodium chloride, whether or not in aqueous . . .	2.80	1.86	1.49	1.24	2.06

Rank	Hs Code	Commodity	2023	2022	2021	2020	2019
			\$ in Million	\$ in Million	\$ in Million	\$ in Million	\$ in Million
35	441114	Medium density fibreboard "MDF" of wood, of a thickness > 9 mm	2.67	1.15	0.97	1.14	1.33
36	300410	Medicaments containing penicillins or derivatives thereof with a penicillanic acid structure, . . .	2.63	2.26	0.85	0.16	1.86
37	210610	Protein concentrates and textured protein substances	2.44	0.71	1.25	2.67	0.71
38	392020	Plates, sheets, film, foil and strip, of non-cellular polymers of ethylene, not reinforced, . . .	2.41	5.73	2.19	2.82	2.02
39	300310	Medicaments containing penicillins or derivatives thereof with a penicillanic acid structure, . . .	2.34	0.97	---	---	0.10
40	300450	Medicaments containing provitamins, vitamins, incl. natural concentrates and derivatives thereof . . .	2.32	1.53	4.27	2.99	1.21
41	080711	Fresh watermelons	1.89	0.56	1.19	0.33	0.14
42	081090	Fresh tamarinds, cashew apples, jackfruit, lychees, sapodillo plums, passion fruit, carambola, . . .	1.82	1.85	1.99	1.07	3.45
43	441011	Particle board of wood, whether or not agglomerated with resins or other organic binding substances . . .	1.51	0.62	0.16	0.00	0.00
44	390910	Urea resins and thiourea resins, in primary forms	1.34	---	0.04	---	---
45	080590	Fresh or dried citrus fruit (excl. oranges, lemons "Citrus limon, Citrus limonum", limes "Citrus . . .	1.33	1.65	9.59	15.72	9.43
46	080510	Fresh or dried oranges	1.07	2.08	0.15	3.09	0.92
47	151710	Margarine (excl. liquid)	0.93	0.71	0.68	0.57	0.05
48	300420	Medicaments containing antibiotics, put up in measured doses "incl. those for transdermal administration" . . .	0.84	0.47	0.37	0.82	0.59
49	170240	Glucose in solid form and glucose syrup, not containing added flavouring or colouring matter, . . .	0.82	0.42	---	---	---
50	871410	Parts and accessories of motorcycles, incl. mopeds, n.e.s.	0.56	0.48	0.17	0.11	0.11

Source: International Trade Center

**Table: B.1.1 Afghanistan's Major Export Categories to Pakistan**

Rank	Hs Code	Commodity	2023	2022	2021	2020	2019
			\$ in Million	\$ in Million	\$ in Million	\$ in Million	\$ in Million
		<b>Total Exports</b>	<b>696.33</b>	<b>957.99</b>	<b>640.48</b>	<b>518.46</b>	<b>580.54</b>
<b>1</b>	<b>27</b>	<b>Mineral fuels, mineral oils and products of their distillation; bituminous substances; mineral ...</b>	<b>231.40</b>	<b>406.48</b>	<b>111.61</b>	<b>43.33</b>	<b>91.30</b>
	270119	Coal, whether or not pulverised, non-agglomerated (excl. anthracite and bituminous coal)	131.49	239.80	63.12	22.08	47.82
	270112	Bituminous coal, whether or not pulverised, non-agglomerated	88.61	166.68	48.48	21.24	43.47
	271119	Gaseous hydrocarbons, liquefied, n.e.s. (excl. natural gas, propane, butane, ethylene, propylene, . . .	11.30	---	0.01	0.01	0.01
<b>2</b>	<b>07</b>	<b>Edible vegetables and certain roots and tubers</b>	<b>167.335</b>	<b>140.094</b>	<b>118.973</b>	<b>162.147</b>	<b>155.41</b>
	070200	Tomatoes, fresh or chilled	45.824	36.282	43.03	50.364	39.853
	070310	Fresh or chilled onions and shallots	42.417	49.257	22.992	28.66	14.475
	071339	Dried, shelled beans "Vigna and Phaseolus", whether or not skinned or split (excl. beans of . . .	20.933	12.145	7.08	10.834	6.526
	070700	Cucumbers and gherkins, fresh or chilled	15.635	15.883	16.554	16.415	17.749
	071333	Dried, shelled kidney beans "Phaseolus vulgaris", whether or not skinned or split	14.493	11.725	13.364	24.615	34.323
	071320	Dried, shelled chickpeas "garbanzos", whether or not skinned or split	10.662	1.232	1.352	0.774	1.711
	071390	Dried, shelled leguminous vegetables, whether or not skinned or split (excl. peas, chickpeas, . . .	7.875	10.194	10.239	18.48	29.132
	071310	Dried, shelled peas "Pisum sativum", whether or not skinned or split	5.757	0.164	0.376	0.856	0.455
	071340	Dried, shelled lentils, whether or not skinned or split	1.517	0.955	2.07	4.39	6.261
	070320	Garlic, fresh or chilled	0.758	0.595	0.132	0.051	0.977

Rank	Hs Code	Commodity	2023	2022	2021	2020	2019
			\$ in Million	\$ in Million	\$ in Million	\$ in Million	\$ in Million
	070511	Fresh or chilled cabbage lettuce	0.708	0.283	0.275	0.401	0.628
	071430	Yams "Dioscorea spp.", fresh, chilled, frozen or dried, whether or not sliced or in the form . . .	0.526	0.638	0.764	0.587	0.633
<b>3</b>	<b>52</b>	<b>Cotton</b>	<b>135.87</b>	<b>199.307</b>	<b>161.68</b>	<b>117.304</b>	<b>57.972</b>
	520100	Cotton, neither carded nor combed	135.849	199.235	161.68	117.304	57.732
<b>4</b>	<b>08</b>	<b>Edible fruit and nuts; peel of citrus fruit or melons</b>	<b>106.69</b>	<b>118.11</b>	<b>139.82</b>	<b>142.11</b>	<b>175.56</b>
	080610	Fresh grapes	54.52	51.32	55.70	55.19	80.44
	081090	Fresh tamarinds, cashew apples, jackfruit, lychees, sapodillo plums, passion fruit, carambola, . . .	19.71	21.27	44.18	18.09	24.57
	080620	Dried grapes	8.00	9.62	8.64	3.30	1.98
	080810	Fresh apples	7.26	13.34	14.64	36.48	43.46
	080910	Fresh apricots	5.89	11.06	2.93	11.57	13.49
	081310	Dried apricots	5.67	4.53	3.50	3.50	3.03
	080420	Fresh or dried figs	1.26	1.17	1.98	1.04	0.53
	081320	Dried prunes	1.16	1.43	1.89	1.32	0.59
	080211	Fresh or dried almonds in shell	1.15	1.29	1.05	0.62	0.33
	080719	Fresh melons (excl. watermelons)	0.67	1.32	3.44	2.25	1.71
	081340	Dried peaches, pears, papaws "papayas", tamarinds and other edible fruits (excl. nuts, bananas, . . .	0.39	0.12	0.29	1.48	3.63
	080711	Fresh watermelons	0.36	0.29	0.70	1.95	0.52
	080231	Fresh or dried walnuts, in shell	0.24	0.02	0.01	0.24	0.01
<b>5</b>	<b>25</b>	<b>Salt; sulphur; earths and stone; plastering materials, lime and cement</b>	<b>20.36</b>	<b>51.80</b>	<b>53.46</b>	<b>15.60</b>	<b>51.70</b>
	252610	Natural steatite, whether or not roughly trimmed or merely cut, by sawing or otherwise, into . . .	14.89	42.37	41.37	8.92	43.20
	251511	Marble and travertine, crude or roughly trimmed	4.54	5.35	9.48	4.25	6.80
	252921	Fluorspar containing by weight <= 97% calcium fluoride	0.77	1.97	0.91	0.35	---
<b>6</b>	<b>78</b>	<b>Lead and articles thereof</b>	<b>7.39</b>	<b>1.68</b>	<b>---</b>	<b>---</b>	<b>---</b>
	780110	Unwrought lead, refined	5.99	1.68	---	---	---
	780199	Unwrought lead (excl. refined lead and lead containing by weight antimony as the principal . . .	1.40	---	---	---	---
<b>7</b>	<b>26</b>	<b>Ores, slag and ash</b>	<b>5.35</b>	<b>10.56</b>	<b>3.59</b>	<b>0.31</b>	<b>0.13</b>
	261000	Chromium ores and concentrates	4.82	8.90	2.93	0.29	0.04
	260800	Zinc ores and concentrates	0.23	1.61	0.27	---	---
	262040	Slag, as and residues containing mainly aluminium	0.14	---	---	---	---
<b>8</b>	<b>12</b>	<b>Oil seeds and oleaginous fruits; miscellaneous grains, seeds and fruit; industrial or medicinal ...</b>	<b>4.96</b>	<b>4.87</b>	<b>4.72</b>	<b>8.48</b>	<b>2.44</b>
	120921	Alfalfa seed for sowing	1.76	1.68	1.48	3.08	1.53
	121190	Plants, parts of plants, incl. seeds and fruits, used primarily in perfumery, in pharmacy or . . .	1.42	1.20	1.63	2.59	0.61
	120241	Groundnuts, in shell (excl. seed for sowing, roasted or otherwise cooked)	1.15	0.88	0.77	1.46	0.07
	120400	Linseed, whether or not broken	0.31	0.49	---	---	---
	120922	Clover "Trifolium spp" seed, for sowing	0.14	0.37	0.57	0.68	---
	120760	Safflower "Carthamus tinctorius" seeds	0.10	0.15	0.01	0.24	0.02
<b>9</b>	<b>09</b>	<b>Coffee, tea, maté and spices</b>	<b>3.70</b>	<b>2.86</b>	<b>2.25</b>	<b>2.33</b>	<b>1.02</b>
	090931	Cumin seeds, neither crushed nor ground	3.47	2.40	1.99	1.73	0.99
<b>10</b>	<b>23</b>	<b>Residues and waste from the food industries; prepared animal fodder</b>	<b>3.63</b>	<b>0.00</b>	<b>0.01</b>	<b>0.01</b>	<b>0.01</b>
	230400	Oilcake and other solid residues, whether or not ground or in the form of pellets, resulting . . .	3.61	---	---	0.01	---
<b>11</b>	<b>41</b>	<b>Raw hides and skins (other than furskins) and leather</b>	<b>2.25</b>	<b>2.76</b>	<b>3.15</b>	<b>2.21</b>	<b>4.99</b>
	410150	Whole raw hides and skins of bovine "incl. buffalo" or equine animals, whether or not dehaired . . .	1.48	1.58	1.81	1.36	2.72

Rank	Hs Code	Commodity	2023	2022	2021	2020	2019
			\$ in Million	\$ in Million	\$ in Million	\$ in Million	\$ in Million
	410210	Raw skins of sheep or lambs, with wool on, fresh or salted, dried, limed, pickled or otherwise . . .	0.77	1.18	1.32	0.78	2.11
<b>12</b>	<b>10</b>	<b>Cereals</b>	<b>1.58</b>	<b>1.16</b>	<b>1.26</b>	<b>2.15</b>	<b>3.19</b>
	100410	Oats seed for sowing	0.89	0.17	0.08	0.49	0.43
	100310	Barley seed for sowing	0.35	0.85	---	0.27	1.05
	100390	Barley (excl. seed for sowing)	0.30	0.01	---	0.17	0.04

Source: International Trade Center

**Table: B.2 Pakistan's Top 50 Product Imports from Afghanistan**

Rank	Hs Code	Commodity	2023	2022	2021	2020	2019
			\$ in Million	\$ in Million	\$ in Million	\$ in Million	\$ in Million
		<b>Total Export</b>	<b>696.33</b>	<b>957.99</b>	<b>640.48</b>	<b>518.46</b>	<b>580.54</b>
1	520100	Cotton, neither carded nor combed	135.85	199.24	161.68	117.30	57.73
2	270119	Coal, whether or not pulverised, non-agglomerated (excl. anthracite and bituminous coal)	131.49	239.80	63.12	22.08	47.82
3	270112	Bituminous coal, whether or not pulverised, non-agglomerated	88.61	166.68	48.48	21.24	43.47
4	080610	Fresh grapes	54.52	51.32	55.70	55.19	80.44
5	070200	Tomatoes, fresh or chilled	45.82	36.28	43.03	50.36	39.85
6	070310	Fresh or chilled onions and shallots	42.42	49.26	22.99	28.66	14.48
7	071339	Dried, shelled beans "Vigna and Phaseolus", whether or not skinned or split (excl. beans of . . .	20.93	12.15	7.08	10.83	6.53
8	081090	Fresh tamarinds, cashew apples, jackfruit, lychees, sapodillo plums, passion fruit, carambola, . . .	19.71	21.27	44.18	18.09	24.57
9	070700	Cucumbers and gherkins, fresh or chilled	15.64	15.88	16.55	16.42	17.75
10	252610	Natural steatite, whether or not roughly trimmed or merely cut, by sawing or otherwise, into . . .	14.89	42.37	41.37	8.92	43.20
11	071333	Dried, shelled kidney beans "Phaseolus vulgaris", whether or not skinned or split	14.49	11.73	13.36	24.62	34.32
12	271119	Gaseous hydrocarbons, liquefied, n.e.s. (excl. natural gas, propane, butane, ethylene, propylene, . . .	11.30	---	0.01	0.01	0.01
13	071320	Dried, shelled chickpeas "garbanzos", whether or not skinned or split	10.66	1.23	1.35	0.77	1.71
14	080620	Dried grapes	8.00	9.62	8.64	3.30	1.98
15	071390	Dried, shelled leguminous vegetables, whether or not skinned or split (excl. peas, chickpeas, . . .	7.88	10.19	10.24	18.48	29.13
16	080810	Fresh apples	7.26	13.34	14.64	36.48	43.46
17	780110	Unwrought lead, refined	5.99	1.68	---	---	---
18	080910	Fresh apricots	5.89	11.06	2.93	11.57	13.49
19	071310	Dried, shelled peas "Pisum sativum", whether or not skinned or split	5.76	0.16	0.38	0.86	0.46
20	081310	Dried apricots	5.67	4.53	3.50	3.50	3.03
21	261000	Chromium ores and concentrates	4.82	8.90	2.93	0.29	0.04
22	251511	Marble and travertine, crude or roughly trimmed	4.54	5.35	9.48	4.25	6.80
23	230400	Oilcake and other solid residues, whether or not ground or in the form of pellets, resulting . . .	3.61	---	---	0.01	---
24	090931	Cumin seeds, neither crushed nor ground	3.47	2.40	1.99	1.73	0.99
25	120921	Alfalfa seed for sowing	1.76	1.68	1.48	3.08	1.53
26	071340	Dried, shelled lentils, whether or not skinned or split	1.52	0.96	2.07	4.39	6.26
27	410150	Whole raw hides and skins of bovine "incl. buffalo" or equine animals, whether or not dehaired . . .	1.48	1.58	1.81	1.36	2.72
28	121190	Plants, parts of plants, incl. seeds and fruits, used primarily in perfumery, in pharmacy or . . .	1.42	1.20	1.63	2.59	0.61
29	780199	Unwrought lead (excl. refined lead and lead containing by weight antimony as the principal . . .	1.40	---	---	---	---

Rank	Hs Code	Commodity	2023	2022	2021	2020	2019
			\$ in Million	\$ in Million	\$ in Million	\$ in Million	\$ in Million
30	080420	Fresh or dried figs	1.26	1.17	1.98	1.04	0.53
31	081320	Dried prunes	1.16	1.43	1.89	1.32	0.59
32	120241	Groundnuts, in shell (excl. seed for sowing, roasted or otherwise cooked)	1.15	0.88	0.77	1.46	0.07
33	080211	Fresh or dried almonds in shell	1.15	1.29	1.05	0.62	0.33
34	100410	Oats seed for sowing	0.89	0.17	0.08	0.49	0.43
35	252921	Fluorspar containing by weight <= 97% calcium fluoride	0.77	1.97	0.91	0.35	---
36	410210	Raw skins of sheep or lambs, with wool on, fresh or salted, dried, limed, pickled or otherwise . . .	0.77	1.18	1.32	0.78	2.11
37	070320	Garlic, fresh or chilled	0.76	0.60	0.13	0.05	0.98
38	070511	Fresh or chilled cabbage lettuce	0.71	0.28	0.28	0.40	0.63
39	080719	Fresh melons (excl. watermelons)	0.67	1.32	3.44	2.25	1.71
40	071430	Yams "Dioscorea spp.", fresh, chilled, frozen or dried, whether or not sliced or in the form . . .	0.53	0.64	0.76	0.59	0.63
41	081340	Dried peaches, pears, papaws "papayas", tamarinds and other edible fruits (excl. nuts, bananas, . . .	0.39	0.12	0.29	1.48	3.63
42	080711	Fresh watermelons	0.36	0.29	0.70	1.95	0.52
43	100310	Barley seed for sowing	0.35	0.85	---	0.27	1.05
44	120400	Linseed, whether or not broken	0.31	0.49	---	---	---
45	100390	Barley (excl. seed for sowing)	0.30	0.01	---	0.17	0.04
46	080231	Fresh or dried walnuts, in shell	0.24	0.02	0.01	0.24	0.01
47	260800	Zinc ores and concentrates	0.23	1.61	0.27	---	---
48	262040	Slag, as and residues containing mainly aluminium	0.14	---	---	---	---
49	120922	Clover "Trifolium spp" seed, for sowing	0.14	0.37	0.57	0.68	---
50	120760	Safflower "Carthamus tinctorius" seeds	0.10	0.15	0.01	0.24	0.02

Source: International Trade Center

**Table: B.2.1 Afghanistan's Major Import Categories from Pakistan**

Rank	Hs Code	Commodity	2023	2022	2021	2020	2019
			\$ in Million	\$ in Million	\$ in Million	\$ in Million	\$ in Million
		<b>Total Imports</b>	<b>975.89</b>	<b>988.92</b>	<b>835.87</b>	<b>871.20</b>	<b>1183.59</b>
<b>1</b>	<b>10</b>	<b>Cereals</b>	<b>217.56</b>	<b>180.54</b>	<b>122.41</b>	<b>146.57</b>	<b>93.53</b>
	100640	Broken rice	110.23	81.99	17.21	33.60	22.29
	100630	Semi-milled or wholly milled rice, whether or not polished or glazed	103.00	94.32	103.48	112.27	57.73
	100590	Maize (excl. seed for sowing)	3.86	1.50	0.49	0.23	2.73
<b>2</b>	<b>30</b>	<b>Pharmaceutical products</b>	<b>113.60</b>	<b>99.43</b>	<b>71.28</b>	<b>73.87</b>	<b>67.11</b>
	300490	Medicaments consisting of mixed or unmixed products for therapeutic or prophylactic purposes, . . .	55.69	54.45	39.26	38.75	28.44
	300439	Medicaments containing hormones or steroids used as hormones but not antibiotics, put up in . . .	41.93	30.72	19.17	20.25	26.74
	300339	Medicaments containing hormones or steroids used as hormones, not containing antibiotics, not . . .	7.55	8.73	6.48	8.85	7.06
	300410	Medicaments containing penicillins or derivatives thereof with a penicillanic acid structure, . . .	2.63	2.26	0.85	0.16	1.86
	300310	Medicaments containing penicillins or derivatives thereof with a penicillanic acid structure, . . .	2.34	0.97	---	---	0.10
	300450	Medicaments containing provitamins, vitamins, incl. natural concentrates and derivatives thereof . . .	2.32	1.53	4.27	2.99	1.21
	300420	Medicaments containing antibiotics, put up in measured doses "incl. those for transdermal administration" . . .	0.84	0.47	0.37	0.82	0.59
<b>3</b>	<b>21</b>	<b>Miscellaneous edible preparations</b>	<b>88.45</b>	<b>78.39</b>	<b>35.31</b>	<b>22.01</b>	<b>18.75</b>
	210690	Food preparations, n.e.s.	84.90	76.31	32.98	18.08	15.78
	210610	Protein concentrates and textured protein substances	2.44	0.71	1.25	2.67	0.71

Rank	Hs Code	Commodity	2023	2022	2021	2020	2019
			\$ in Million	\$ in Million	\$ in Million	\$ in Million	\$ in Million
<b>4</b>	<b>07</b>	<b>Edible vegetables and certain roots and tubers</b>	<b>76.78</b>	<b>55.02</b>	<b>57.95</b>	<b>38.36</b>	<b>68.10</b>
	070190	Fresh or chilled potatoes (excl. seed)	46.17	49.19	29.57	3.15	23.00
	070490	Fresh or chilled cabbages, kohlrabi, kale and similar edible brassicas (excl. cauliflowers, . . .	21.80	4.05	8.54	12.43	7.73
	070200	Tomatoes, fresh or chilled	8.06	1.13	9.06	3.60	5.23
<b>5</b>	<b>25</b>	<b>Salt; sulphur; earths and stone; plastering materials, lime and cement</b>	<b>59.30</b>	<b>51.38</b>	<b>72.66</b>	<b>73.83</b>	<b>93.86</b>
	252329	Portland cement (excl. white, whether or not artificially coloured)	55.60	48.81	70.47	70.38	88.17
	250100	Salts, incl. table salt and denatured salt, and pure sodium chloride, whether or not in aqueous . . .	2.80	1.86	1.49	1.24	2.06
<b>6</b>	<b>08</b>	<b>Edible fruit and nuts; peel of citrus fruit or melons</b>	<b>45.87</b>	<b>46.86</b>	<b>54.14</b>	<b>86.95</b>	<b>96.15</b>
	080529	Fresh or dried wilkings and similar citrus hybrids	21.36	16.79	25.62	35.83	34.58
	080390	Fresh or dried bananas (excl. plantains)	9.40	18.50	5.68	21.02	32.12
	080450	Fresh or dried guavas, mangoes and mangosteens	5.13	5.03	7.93	8.46	11.13
	080310	Fresh or dried plantains	3.18	---	0.88	---	0.03
	080711	Fresh watermelons	1.89	0.56	1.19	0.33	0.14
	081090	Fresh tamarinds, cashew apples, jackfruit, lychees, sapodillo plums, passion fruit, carambola, . . .	1.82	1.85	1.99	1.07	3.45
	080590	Fresh or dried citrus fruit (excl. oranges, lemons "Citrus limon, Citrus limonum", limes "Citrus . . .	1.33	1.65	9.59	15.72	9.43
	080510	Fresh or dried oranges	1.07	2.08	0.15	3.09	0.92
<b>7</b>	<b>17</b>	<b>Sugars and sugar confectionery</b>	<b>38.67</b>	<b>26.68</b>	<b>15.57</b>	<b>24.73</b>	<b>167.86</b>
	170199	Cane or beet sugar and chemically pure sucrose, in solid form (excl. cane and beet sugar containing . . .	17.38	---	---	---	127.62
	170410	Chewing gum, whether or not sugar-coated	8.33	12.10	8.86	13.19	22.89
	170490	Sugar confectionery not containing cocoa, incl. white chocolate (excl. chewing gum)	6.64	10.69	4.92	8.83	14.58
	170230	Glucose in solid form and glucose syrup, not containing added flavouring or colouring matter . . .	5.45	3.47	1.78	1.35	0.77
	170240	Glucose in solid form and glucose syrup, not containing added flavouring or colouring matter, . . .	0.82	0.42	---	---	---
<b>8</b>	<b>76</b>	<b>Aluminium and articles thereof</b>	<b>33.61</b>	<b>22.08</b>	<b>14.95</b>	<b>14.38</b>	<b>13.68</b>
	761290	Casks, drums, cans, boxes and similar containers, incl. rigid tubular containers, of aluminium, . . .	33.61	22.06	14.66	13.36	12.02
<b>9</b>	<b>15</b>	<b>Animal, vegetable or microbial fats and oils and their cleavage products; prepared edible fats; ...</b>	<b>31.36</b>	<b>86.70</b>	<b>79.57</b>	<b>43.15</b>	<b>42.61</b>
	151620	Vegetable fats and oils and their fractions, partly or wholly hydrogenated, inter-esterified, . . .	30.01	84.34	75.25	40.28	35.42
	151710	Margarine (excl. liquid)	0.93	0.71	0.68	0.57	0.05
<b>10</b>	<b>87</b>	<b>Vehicles other than railway or tramway rolling stock, and parts and accessories thereof</b>	<b>31.30</b>	<b>14.88</b>	<b>10.71</b>	<b>9.40</b>	<b>4.26</b>
	871120	Motorcycles, incl. mopeds, with reciprocating internal combustion piston engine of a cylinder . . .	17.58	7.01	4.11	1.52	0.80
	870192	Tractors, of an engine power > 18 kW but <= 37 kW (excl. those of heading 8709, pedestrian-controlled . . .	12.91	6.38	3.60	3.92	1.40
	871410	Parts and accessories of motorcycles, incl. mopeds, n.e.s.	0.56	0.48	0.17	0.11	0.11
<b>11</b>	<b>44</b>	<b>Wood and articles of wood; wood charcoal</b>	<b>31.03</b>	<b>27.02</b>	<b>27.00</b>	<b>32.87</b>	<b>35.44</b>
	441193	Fibreboard of wood or other ligneous materials, whether or not agglomerated with resins or . . .	23.15	19.99	21.08	26.97	29.37
	441299	Laminated wood with both outer plies of coniferous wood (excl. of bamboo, with an outer ply . . .	2.98	2.12	1.34	1.68	1.42
	441114	Medium density fibreboard "MDF" of wood, of a thickness > 9 mm	2.67	1.15	0.97	1.14	1.33
	441011	Particle board of wood, whether or not agglomerated with resins or other organic binding substances . . .	1.51	0.62	0.16	---	---
<b>12</b>	<b>39</b>	<b>Plastics and articles thereof</b>	<b>27.30</b>	<b>47.86</b>	<b>28.54</b>	<b>32.38</b>	<b>45.33</b>

Rank	Hs Code	Commodity	2023	2022	2021	2020	2019
			\$ in Million	\$ in Million	\$ in Million	\$ in Million	\$ in Million
	390761	Poly"ethylene terephthalate", in primary forms, having a viscosity number of >= 78 ml/g	10.13	13.17	8.65	9.07	11.71
	392490	Household articles and toilet articles, of plastics (excl. tableware, kitchenware, baths, shower-baths, . . .	9.40	10.75	12.52	9.23	8.01
	392020	Plates, sheets, film, foil and strip, of non-cellular polymers of ethylene, not reinforced, . . .	2.41	5.73	2.19	2.82	2.02
	390910	Urea resins and thiourea resins, in primary forms	1.34	---	0.04	---	---
13	85	<b>Electrical machinery and equipment and parts thereof; sound recorders and reproducers, television ...</b>	<b>20.89</b>	<b>20.93</b>	<b>19.90</b>	<b>17.97</b>	<b>17.63</b>
	850710	Lead-acid accumulators of a kind used for starting piston engine "starter batteries" (excl. . . .	20.47	20.74	18.19	16.70	15.83
14	19	<b>Preparations of cereals, flour, starch or milk; pastrycooks' products</b>	<b>19.11</b>	<b>24.09</b>	<b>13.85</b>	<b>20.72</b>	<b>26.05</b>
	190531	Sweet biscuits	7.98	11.64	5.18	5.90	8.06
	190219	Uncooked pasta, not stuffed or otherwise prepared, not containing eggs	5.94	6.10	2.61	2.39	2.54
	190110	Food preparations for infant use, put up for retail sale, of flour, groats, meal, starch or . . .	4.21	3.88	3.70	4.99	5.85
15	11	<b>Products of the milling industry; malt; starches; inulin; wheat gluten</b>	<b>14.89</b>	<b>14.75</b>	<b>15.10</b>	<b>9.58</b>	<b>119.69</b>
	110313	Groats and meal of maize "corn"	9.94	8.77	10.16	6.19	6.55
	110812	Maize starch	4.88	3.57	1.89	2.40	1.89

Source: International Trade Center

**Table: C.1 Afghanistan's Top 50 Product Exports to Tajikistan**

Rank	Hs Code	Commodity	2023	2022	2021	2020	2019
			\$ in Million	\$ in Million	\$ in Million	\$ in Million	\$ in Million
		<b>Total Export</b>	<b>4.22</b>	<b>5.02</b>	<b>2.93</b>	<b>0.88</b>	<b>0.22</b>
1	081090	Fresh tamarinds, cashew apples, jackfruit, lychees, sapodillo plums, passion fruit, carambola, . . .	1.30	---	0.00	---	---
2	960310	Brooms and brushes, consisting of twigs or other vegetable materials bound together, with or . . .	0.41	0.30	0.00	0.01	0.04
3	070700	Cucumbers and gherkins, fresh or chilled	0.34	---	---	0.00	---
4	440110	Fuel wood, in logs, billets, twigs, faggots or similar forms	0.34	0.08	0.06	0.02	0.01
5	391810	Floor coverings, whether or not self-adhesive, in rolls or in the form of tiles, and wall or . . .	0.19	0.00	---	0.00	---
6	090932	Cumin seeds, crushed or ground	0.16	0.13	0.06	---	---
7	120921	Alfalfa seed for sowing	0.12	0.22	0.16	0.03	---
8	070190	Fresh or chilled potatoes (excl. seed)	0.11	---	---	0.01	---
9	310210	Urea, whether or not in aqueous solution (excl. that in tablets or similar forms, or in packages . . .	0.10	1.29	0.11	---	---
10	080211	Fresh or dried almonds in shell	0.09	0.10	---	---	---
11	080620	Dried grapes	0.09	0.01	0.00	---	---
12	121190	Plants, parts of plants, incl. seeds and fruits, used primarily in perfumery, in pharmacy or . . .	0.08	0.06	---	---	---
13	081310	Dried apricots	0.08	2.18	1.38	---	---
14	080610	Fresh grapes	0.07	---	---	---	---
15	220210	Waters, incl. mineral and aerated, with added sugar, sweetener or flavour, for direct consumption . . .	0.07	---	0.09	---	---
16	010410	Live sheep	0.06	---	0.05	0.05	0.01
17	120740	Sesamum seeds, whether or not broken	0.05	0.10	0.03	---	---
18	732690	Articles of iron or steel, n.e.s. (excl. cast articles or articles of iron or steel wire)	0.05	---	---	---	---
19	200931	Single citrus fruit juice, unfermented, Brix value <= 20 at 20°C, whether or not containing . . .	0.05	---	---	---	---

Rank	Hs Code	Commodity	2023	2022	2021	2020	2019
			\$ in Million	\$ in Million	\$ in Million	\$ in Million	\$ in Million
20	340111	Soap and organic surface-active products and preparations, in the form of bars, cakes, moulded . . .	0.05	---	---	---	---
21	070200	Tomatoes, fresh or chilled	0.04	---	---	---	---
22	441700	Tools, tool bodies, tool handles, broom or brush bodies and handles, of wood; boot or shoe . . .	0.04	0.05	---	---	---
23	480519	Fluting paper, uncoated, in rolls of a width > 36 cm or in square or rectangular sheets with . . .	0.03	0.04	0.02	---	---
24	091030	Turmeric "curcuma"	0.03	---	---	---	---
25	391890	Floor coverings of plastics, whether or not self-adhesive, in rolls or in the form of tiles, . . .	0.03	---	0.02	0.00	---
26	842389	Weighing machinery of a maximum weighing capacity > 5.000 kg	0.02	0.02	---	---	---
27	200520	Potatoes, prepared or preserved otherwise than by vinegar or acetic acid (excl. frozen)	0.02	---	---	0.00	---
28	190590	Bread, pastry, cakes, biscuits and other bakers' wares, whether or not containing cocoa; communion . . .	0.02	---	---	---	---
29	230610	Oilcake and other solid residues, whether or not ground or in the form of pellets, resulting . . .	0.02	---	---	---	---
30	480300	Toilet or facial tissue stock, towel or napkin stock and similar paper for household or sanitary . . .	0.02	---	---	---	---
31	090412	Pepper of the genus Piper, crushed or ground	0.014	---	---	---	---
32	200989	Juice of fruit or vegetables, unfermented, whether or not containing added sugar or other sweetening . . .	0.012	---	0.06	---	---
33	340220	Surface-active preparations, washing preparations, auxiliary washing preparations and cleaning . . .	0.012	---	---	---	---
34	630900	Worn clothing and clothing accessories, blankets and travelling rugs, household linen and articles . . .	0.012	0.01	0.04	0.01	0.02
35	090931	Cumin seeds, neither crushed nor ground	0.011	0.01	0.07	---	---
36	843210	Ploughs for use in agriculture, horticulture or forestry	0.010	0.02	---	---	---
37	843352	Threshing machinery (excl. combine harvester-threshers)	0.010	---	---	---	---
38	080810	Fresh apples	0.010	---	---	---	---
39	120910	Sugar beet seed, for sowing	0.009	---	---	---	---
40	190531	Sweet biscuits	0.007	---	---	---	---
41	040900	Natural honey	0.007	---	---	---	---
42	070993	Fresh or chilled pumpkins, squash and gourds "Cucurbita spp."	0.006	---	---	---	---
43	940360	Wooden furniture (excl. for offices, kitchens and bedrooms, and seats)	0.004	---	---	---	0.001
44	070930	Fresh or chilled aubergines "eggplants"	0.004	---	---	---	---
45	210390	Preparations for sauces and prepared sauces; mixed condiments and seasonings (excl. soya sauce, . . .	0.003	---	---	0.001	---
46	010420	Live goats	0.002	---	0.01	---	---
47	051000	Ambergris, castoreum, civet and musk; cantharides; bile, whether or not dried; glands and other . . .	0.002	---	---	---	---
48	391721	Rigid tubes, pipes and hoses, of polymers of ethylene	0.002	---	---	---	---
49	630190	Blankets and travelling rugs of textile materials (excl. of wool or fine animal hair, cotton . . .	0.001	---	---	---	---
50	871120	Motorcycles, incl. mopeds, with reciprocating internal combustion piston engine of a cylinder . . .	0.001	---	---	0.001	---

Source: International Trade Center

**Table: C.1.1 Afghanistan's Major Export Categories to Tajikistan**

Rank	Hs Code	Commodity	2023	2022	2021	2020	2019
			\$ in Million	\$ in Million	\$ in Million	\$ in Million	\$ in Million
		<b>Total Exports</b>	<b>4.22</b>	<b>5.02</b>	<b>2.93</b>	<b>0.88</b>	<b>0.22</b>
<b>1</b>	<b>08</b>	<b>Edible fruit and nuts; peel of citrus fruit or melons</b>	<b>1.64</b>	<b>2.42</b>	<b>1.38</b>	<b>0.02</b>	<b>---</b>
	081090	Fresh tamarinds, cashew apples, jackfruit, lychees, sapodillo plums, passion fruit, carambola, . . .	1.30	---	---	---	---
	080211	Fresh or dried almonds in shell	0.09	0.10	---	---	---
	080620	Dried grapes	0.09	0.01	0.00	---	---
	081310	Dried apricots	0.08	2.18	1.38	---	---
	080610	Fresh grapes	0.07	---	---	---	---
	080810	Fresh apples	0.01	---	---	---	---
<b>2</b>	<b>07</b>	<b>Edible vegetables and certain roots and tubers</b>	<b>0.50</b>	<b>0.04</b>	<b>0.19</b>	<b>0.02</b>	<b>---</b>
	070700	Cucumbers and gherkins, fresh or chilled	0.34	---	---	0.00	---
	070190	Fresh or chilled potatoes (excl. seed)	0.11	---	---	0.01	---
	070200	Tomatoes, fresh or chilled	0.04	---	---	---	---
	070993	Fresh or chilled pumpkins, squash and gourds "Cucurbita spp."	0.01	---	---	---	---
	070930	Fresh or chilled aubergines "eggplants"	0.004	---	---	---	---
<b>3</b>	<b>96</b>	<b>Miscellaneous manufactured articles</b>	<b>0.41</b>	<b>0.30</b>	<b>0.00</b>	<b>0.02</b>	<b>0.04</b>
	960310	Brooms and brushes, consisting of twigs or other vegetable materials bound together, with or . . .	0.41	0.30	0.00	0.01	0.04
<b>4</b>	<b>44</b>	<b>Wood and articles of wood; wood charcoal</b>	<b>0.38</b>	<b>0.13</b>	<b>0.06</b>	<b>0.02</b>	<b>0.01</b>
	440110	Fuel wood, in logs, billets, twigs, faggots or similar forms	0.34	0.08	0.06	0.02	0.01
	441700	Tools, tool bodies, tool handles, broom or brush bodies and handles, of wood; boot or shoe . . .	0.04	0.05	---	---	---
<b>5</b>	<b>12</b>	<b>Oil seeds and oleaginous fruits; miscellaneous grains, seeds and fruit; industrial or medicinal ...</b>	<b>0.27</b>	<b>0.38</b>	<b>0.25</b>	<b>0.03</b>	<b>---</b>
	120921	Alfalfa seed for sowing	0.12	0.22	0.16	0.03	---
	121190	Plants, parts of plants, incl. seeds and fruits, used primarily in perfumery, in pharmacy or . . .	0.08	0.06	---	---	---
	120740	Sesamum seeds, whether or not broken	0.05	0.10	0.03	---	---
	120910	Sugar beet seed, for sowing	0.01	---	---	---	---
<b>6</b>	<b>39</b>	<b>Plastics and articles thereof</b>	<b>0.22</b>	<b>0.00</b>	<b>0.03</b>	<b>0.02</b>	<b>0.01</b>
	391810	Floor coverings, whether or not self-adhesive, in rolls or in the form of tiles, and wall or . . .	0.19	0.00	0.00	0.00	---
	391890	Floor coverings of plastics, whether or not self-adhesive, in rolls or in the form of tiles, . . .	0.03	---	0.02	0.00	---
	391721	Rigid tubes, pipes and hoses, of polymers of ethylene	0.002	---	---	---	---
<b>7</b>	<b>09</b>	<b>Coffee, tea, maté and spices</b>	<b>0.21</b>	<b>0.14</b>	<b>0.14</b>	<b>0.02</b>	<b>---</b>
	090932	Cumin seeds, crushed or ground	0.16	0.13	0.06	---	---
	091030	Turmeric "curcuma"	0.03	---	---	---	---
	090412	Pepper of the genus Piper, crushed or ground	0.01	---	---	---	---
	090931	Cumin seeds, neither crushed nor ground	0.01	0.01	0.07	---	---
<b>8</b>	<b>31</b>	<b>Fertilizers</b>	<b>0.10</b>	<b>1.29</b>	<b>0.11</b>	<b>---</b>	<b>---</b>
	310210	Urea, whether or not in aqueous solution (excl. that in tablets or similar forms, or in packages . . .	0.10	1.29	0.11	---	---
<b>9</b>	<b>20</b>	<b>Preparations of vegetables, fruit, nuts or other parts of plants</b>	<b>0.09</b>	<b>0.04</b>	<b>0.06</b>	<b>0.00</b>	<b>---</b>
	200931	Single citrus fruit juice, unfermented, Brix value <= 20 at 20°C, whether or not containing . . .	0.05	---	---	---	---
	200520	Potatoes, prepared or preserved otherwise than by vinegar or acetic acid (excl. frozen)	0.02	---	---	0.00	---
	200989	Juice of fruit or vegetables, unfermented, whether or not containing added sugar or other sweetening . . .	0.01	---	0.06	---	---
<b>10</b>	<b>22</b>	<b>Beverages, spirits and vinegar</b>	<b>0.07</b>	<b>0.01</b>	<b>0.09</b>	<b>---</b>	<b>---</b>

Rank	Hs Code	Commodity	2023	2022	2021	2020	2019
			\$ in Million	\$ in Million	\$ in Million	\$ in Million	\$ in Million
	220210	Waters, incl. mineral and aerated, with added sugar, sweetener or flavour, for direct consumption . . .	0.07	---	0.09	---	---
11	34	<b>Soap, organic surface-active agents, washing preparations, lubricating preparations, artificial ...</b>	0.06	---	---	0.04	---
	340111	Soap and organic surface-active products and preparations, in the form of bars, cakes, moulded . . .	0.05	---	---	---	---
	340220	Surface-active preparations, washing preparations, auxiliary washing preparations and cleaning . . .	0.01	---	---	---	---
12	01	<b>Live animals</b>	0.06	0.00	0.07	0.05	0.01
	010410	Live sheep	0.06	---	0.05	0.05	0.01
	010420	Live goats	0.00	---	0.01	---	---
13	48	<b>Paper and paperboard; articles of paper pulp, of paper or of paperboard</b>	0.05	0.07	0.02	0.00	---
	480519	Fluting paper, uncoated, in rolls of a width > 36 cm or in square or rectangular sheets with . . .	0.03	0.04	0.02	---	---
	480300	Toilet or facial tissue stock, towel or napkin stock and similar paper for household or sanitary . . .	0.02	---	---	---	---
14	73	<b>Articles of iron or steel</b>	0.05	0.01	0.07	0.23	0.02
	732690	Articles of iron or steel, n.e.s. (excl. cast articles or articles of iron or steel wire)	0.05	---	---	---	---
15	84	<b>Nuclear reactors, boilers, machinery and mechanical appliances; parts thereof</b>	0.04	0.06	0.08	0.03	0.01
	842389	Weighing machinery of a maximum weighing capacity > 5.000 kg	0.02	0.02	---	---	---
	843210	Ploughs for use in agriculture, horticulture or forestry	0.01	0.02	---	---	---
	843352	Threshing machinery (excl. combine harvester-threshers)	0.01	---	---	---	---
16	19	<b>Preparations of cereals, flour, starch or milk; pastrycooks' products</b>	0.03	---	---	---	---
	190590	Bread, pastry, cakes, biscuits and other bakers' wares, whether or not containing cocoa; communion . . .	0.02	---	---	---	---
	190531	Sweet biscuits	0.01	---	---	---	---
17	23	<b>Residues and waste from the food industries; prepared animal fodder</b>	0.02	0.09	0.30	0.33	0.06
	230610	Oilcake and other solid residues, whether or not ground or in the form of pellets, resulting . . .	0.02	---	---	---	---
18	63	<b>Other made-up textile articles; sets; worn clothing and worn textile articles; rags</b>	0.01	0.01	0.05	0.02	0.02
	630900	Worn clothing and clothing accessories, blankets and travelling rugs, household linen and articles . . .	0.01	0.01	0.04	0.01	0.02
	630190	Blankets and travelling rugs of textile materials (excl. of wool or fine animal hair, cotton . . .	0.001	---	---	---	---
19	04	<b>Dairy produce; birds' eggs; natural honey; edible products of animal origin, not elsewhere ...</b>	0.01	---	0.001	---	---
	040900	Natural honey	0.01	---	---	---	---
20	94	<b>Furniture; bedding, mattresses, mattress supports, cushions and similar stuffed furnishings; ...</b>	0.004	0.001	---	0.002	0.001
	940360	Wooden furniture (excl. for offices, kitchens and bedrooms, and seats)	0.004	---	---	---	0.001
21	21	<b>Miscellaneous edible preparations</b>	0.003	0.000	---	0.002	---
	210390	Preparations for sauces and prepared sauces; mixed condiments and seasonings (excl. soya sauce, . . .	0.003	---	---	0.001	---
22	05	<b>Products of animal origin, not elsewhere specified or included</b>	0.002	---	---	---	---
	051000	Ambergris, castoreum, civet and musk; cantharides; bile, whether or not dried; glands and other . . .	0.002	---	---	---	---
23	87	<b>Vehicles other than railway or tramway rolling stock, and parts and accessories thereof</b>	0.002	0.014	0.004	0.001	---
	871120	Motorcycles, incl. mopeds, with reciprocating internal combustion piston engine of a cylinder . . .	0.001	---	---	0.001	---

Source: International Trade Center

Table: C.2 Afghanistan's Top 50 Product Imports from Tajikistan

Rank	Hs Code	Commodity	2023	2022	2021	2020	2019
			\$ in Million	\$ in Million	\$ in Million	\$ in Million	\$ in Million
		<b>Total Imports</b>	<b>80.67</b>	<b>105.00</b>	<b>82.58</b>	<b>69.40</b>	<b>39.44</b>
1	271600	Electrical energy	57.04	72.83	57.89	38.57	2.40
2	252329	Portland cement (excl. white, whether or not artificially coloured)	13.99	14.58	18.42	22.72	26.11
4	271012	Light oils and preparations, of petroleum or bituminous minerals which $\geq$ 90% by volume "incl. . . .	2.86	0.37	0.29	---	---
3	110100	Wheat or meslin flour	3.47	2.87	1.15	0.13	0.78
5	270119	Coal, whether or not pulverised, non-agglomerated (excl. anthracite and bituminous coal)	0.49	5.70	0.08	0.04	---
6	130239	Mucilages and thickeners derived from vegetable products, whether or not modified (excl. from . . .	0.38	5.46	0.34	4.55	6.03
7	190532	Waffles and wafers	0.17	0.04	0.10	0.19	0.23
8	640419	Footwear with outer soles of rubber or plastics and uppers of textile materials (excl. sports . . .	0.14	---	---	---	---
9	220190	Ordinary natural water, not containing added sugar, other sweetening matter or flavoured; ice . . .	0.14	---	---	---	---
10	040790	Birds' eggs, in shell, preserved or cooked	0.14	---	---	0.21	---
11	040729	Fresh birds' eggs, in shell (excl. of domestic fowls, and fertilised for incubation)	0.11	0.75	---	---	---
12	870422	Motor vehicles for the transport of goods, with only compression-ignition internal combustion . . .	0.08	0.06	0.02	---	---
13	961900	Sanitary towels (pads) and tampons, napkins and napkin liners, and similar articles, of any . . .	0.08	0.05	---	---	---
14	440710	Coniferous wood sawn or chipped lengthwise, sliced or peeled, whether or not planed, sanded . . .	0.08	0.00	---	0.01	0.00
15	871640	Trailers and semi-trailers, not designed for running on rails (excl. trailers and semi-trailers . . .	0.08	---	0.01	0.00	0.06
16	200819	Nuts and other seeds, incl. mixtures, prepared or preserved (excl. prepared or preserved with . . .	0.07	---	---	---	---
17	401110	New pneumatic tyres, of rubber, of a kind used for motor cars, incl. station wagons and racing . . .	0.06	---	0.00	0.00	---
18	721499	Bars and rods, of iron or non-alloy steel, only hot-rolled, only hot-drawn or only hot-extruded . . .	0.06	0.01	1.97	0.05	---
19	120241	Groundnuts, in shell (excl. seed for sowing, roasted or otherwise cooked)	0.05	0.24	0.03	0.04	0.08
20	871639	Trailers and semi-trailers for the transport of goods, not designed for running on rails (excl. . . .	0.04	0.01	---	---	---
21	845899	Lathes, incl. turning centres, for removing metal, not numerically controlled (excl. horizontal . . .	0.04	0.04	0.02	0.02	0.04
22	870899	Parts and accessories, for tractors, motor vehicles for the transport of ten or more persons, . . .	0.04	0.06	0.05	0.05	0.08
23	040721	Fresh eggs of domestic fowls, in shell (excl. fertilised for incubation)	0.03	0.13	---	---	---
24	120600	Sunflower seeds, whether or not broken	0.03	0.01	0.06	0.03	0.03
25	220210	Waters, incl. mineral and aerated, with added sugar, sweetener or flavour, for direct consumption . . .	0.03	---	---	---	---
26	200990	Mixtures of fruit juices, incl. grape must, and vegetable juices, unfermented, whether or not . . .	0.02	---	---	---	---
27	110429	Grains of cereals, hulled, pearled, sliced, kibbled or otherwise worked (excl. rolled, flaked, . . .	0.02	---	---	---	---
28	121299	Fruit stones and kernels and other vegetable products, incl. unroasted chicory roots of the . . .	0.02	---	0.05	---	---
29	401120	New pneumatic tyres, of rubber, of a kind used for buses and lorries (excl. tyres with lug, . . .	0.02	---	---	---	---
30	721391	Bars and rods, hot-rolled, in irregularly wound coils, of iron or non-alloy steel, of circular . . .	0.02	0.02	0.02	0.09	0.08
31	870490	Motor vehicles for the transport of goods, with engines other than internal combustion piston . . .	0.01	0.01	---	---	0.03

Rank	Hs Code	Commodity	2023	2022	2021	2020	2019
			\$ in Million	\$ in Million	\$ in Million	\$ in Million	\$ in Million
32	870423	Motor vehicles for the transport of goods, with only compression-ignition internal combustion . . .	0.01	0.00	0.01	---	---
33	120242	Groundnuts, shelled, whether or not broken (excl. seed for sowing, roasted or otherwise cooked)	0.01	0.02	0.00	0.02	0.03
34	846691	Parts and accessories for machine tools for working stone, ceramics, concrete, asbestos-cement . . .	0.01	---	---	---	---
35	440799	Wood, sawn or chipped lengthwise, sliced or peeled, whether or not planed, sanded or end-jointed, . . .	0.01	0.02	0.02	0.02	0.04
36	870810	Bumpers and parts thereof for tractors, motor vehicles for the transport of ten or more persons, . . .	0.01	---	---	---	---
37	961700	Vacuum flasks and other vacuum vessels, and parts thereof (excl. glass inner)	0.01	---	---	---	---
38	846210	Forging or die-stamping machines, incl. presses, and hammers	0.01	0.00	0.01	0.01	0.00
39	250100	Salts, incl. table salt and denatured salt, and pure sodium chloride, whether or not in aqueous . . .	0.01	0.02	0.01	0.02	0.03
40	847490	Parts of machinery for working mineral substances of heading 8474, n.e.s.	0.01	0.02	0.02	0.00	0.00
41	845961	Milling machines for metals, numerically controlled (excl. way-type unit head machines, boring-milling . . .	0.01	0.00	---	---	---
42	845929	Drilling machines for working metal, not numerically controlled (excl. way-type unit head machines . . .	0.01	0.00	0.01	0.01	0.01
43	721710	Wire of iron or non-alloy steel, in coils, not plated or coated, whether or not polished (excl. . . .	0.01	0.84	0.44	0.52	0.31
44	271019	Medium oils and preparations, of petroleum or bituminous minerals, not containing biodiesel, . . .	0.003	---	0.01	---	---
45	871680	Vehicles pushed or drawn by hand and other vehicles not mechanically propelled (excl. trailers . . .	0.002	---	---	---	---
46	870870	Road wheels and parts and accessories thereof, for tractors, motor vehicles for the transport . . .	0.002	---	---	0.002	---
47	640199	Waterproof footwear covering neither the ankle nor the knee, with outer soles and uppers of . . .	0.002	---	0.001	---	---
48	640590	Footwear with outer soles of rubber or plastics, with uppers other than rubber, plastics, leather . . .	0.002	0.001	0.001	0.01	---
49	190410	Prepared foods obtained by swelling or roasting cereals or cereal products, e.g. corn flakes	0.001	---	---	---	---
50	270120	Briquettes, ovoids and similar solid fuels manufactured from coal	---	---	---	0.03	0.02

Source: International Trade Center

**Table: C.2.1 Afghanistan's Major Import Categories from Tajikistan**

Rank	Hs Code	Commodity	2023	2022	2021	2020	2019
			\$ in Million	\$ in Million	\$ in Million	\$ in Million	\$ in Million
		<b>Total Imports</b>	<b>80.67</b>	<b>105.00</b>	<b>82.58</b>	<b>69.40</b>	<b>39.44</b>
1	27	<b>Mineral fuels, mineral oils and products of their distillation; bituminous substances; mineral ...</b>	<b>60.39</b>	<b>78.91</b>	<b>58.29</b>	<b>38.65</b>	<b>2.42</b>
	271600	Electrical energy	57.04	72.83	57.89	38.57	2.40
	271012	Light oils and preparations, of petroleum or bituminous minerals which >= 90% by volume "incl. . . .	2.86	0.37	0.29	---	---
	270119	Coal, whether or not pulverised, non-agglomerated (excl. anthracite and bituminous coal)	0.49	5.70	0.08	0.04	---
	271019	Medium oils and preparations, of petroleum or bituminous minerals, not containing biodiesel, . . .	0.00	---	0.01	---	---
	270120	Briquettes, ovoids and similar solid fuels manufactured from coal	---	---	---	0.03	0.02
2	25	<b>Salt; sulphur; earths and stone; plastering materials, lime and cement</b>	<b>14.00</b>	<b>14.59</b>	<b>18.44</b>	<b>22.74</b>	<b>26.14</b>

Rank	Hs Code	Commodity	2023	2022	2021	2020	2019
			\$ in Million	\$ in Million	\$ in Million	\$ in Million	\$ in Million
	252329	Portland cement (excl. white, whether or not artificially coloured)	13.99	14.58	18.42	22.72	26.11
	250100	Salts, incl. table salt and denatured salt, and pure sodium chloride, whether or not in aqueous . . .	0.01	0.02	0.01	0.02	0.03
<b>3</b>	<b>11</b>	<b>Products of the milling industry; malt; starches; inulin; wheat gluten</b>	<b>3.49</b>	<b>2.87</b>	<b>1.15</b>	<b>0.13</b>	<b>0.78</b>
	110100	Wheat or meslin flour	3.47	2.87	1.15	0.13	0.78
	110429	Grains of cereals, hulled, pearled, sliced, kibbled or otherwise worked (excl. rolled, flaked, . . .	0.02	---	---	---	---
<b>4</b>	<b>13</b>	<b>Lac; gums, resins and other vegetable saps and extracts</b>	<b>0.38</b>	<b>5.46</b>	<b>0.34</b>	<b>4.55</b>	<b>6.03</b>
	130239	Mucilages and thickeners derived from vegetable products, whether or not modified (excl. from . . .	0.38	5.46	0.34	4.55	6.03
<b>5</b>	<b>87</b>	<b>Vehicles other than railway or tramway rolling stock, and parts and accessories thereof</b>	<b>0.35</b>	<b>0.13</b>	<b>0.18</b>	<b>0.12</b>	<b>0.44</b>
	871640	Trailers and semi-trailers, not designed for running on rails (excl. trailers and semi-trailers . . .	0.08	---	0.01	---	0.06
	870422	Motor vehicles for the transport of goods, with only compression-ignition internal combustion . . .	0.08	0.06	0.02	---	---
	871499	Parts and accessories, for bicycles, n.e.s.	0.05	---	---	---	---
	871639	Trailers and semi-trailers for the transport of goods, not designed for running on rails (excl. . . .	0.04	0.01	---	---	---
	870899	Parts and accessories, for tractors, motor vehicles for the transport of ten or more persons, . . .	0.04	0.06	0.05	0.05	0.08
	870490	Motor vehicles for the transport of goods, with engines other than internal combustion piston . . .	0.01	0.01	---	---	0.03
	870423	Motor vehicles for the transport of goods, with only compression-ignition internal combustion . . .	0.01	---	0.01	---	---
	870810	Bumpers and parts thereof for tractors, motor vehicles for the transport of ten or more persons, . . .	0.01	---	---	---	---
	871680	Vehicles pushed or drawn by hand and other vehicles not mechanically propelled (excl. trailers . . .	0.00	0.00	---	---	---
	870870	Road wheels and parts and accessories thereof, for tractors, motor vehicles for the transport . . .	0.00	---	---	0.00	---
<b>6</b>	<b>04</b>	<b>Dairy produce; birds' eggs; natural honey; edible products of animal origin, not elsewhere ...</b>	<b>0.28</b>	<b>0.88</b>	<b>0.00</b>	<b>0.22</b>	<b>---</b>
	040790	Birds' eggs, in shell, preserved or cooked	0.14	---	---	0.21	---
	040729	Fresh birds' eggs, in shell (excl. of domestic fowls, and fertilised for incubation)	0.11	0.75	---	---	---
	040721	Fresh eggs of domestic fowls, in shell (excl. fertilised for incubation)	0.03	0.13	---	---	---
<b>7</b>	<b>19</b>	<b>Preparations of cereals, flour, starch or milk; pastrycooks' products</b>	<b>0.17</b>	<b>0.05</b>	<b>0.21</b>	<b>0.34</b>	<b>0.36</b>
	190532	Waffles and wafers	0.17	0.04	0.10	0.19	0.23
	190410	Prepared foods obtained by swelling or roasting cereals or cereal products, e.g. corn flakes	0.00	---	---	---	---
<b>8</b>	<b>22</b>	<b>Beverages, spirits and vinegar</b>	<b>0.16</b>	<b>---</b>	<b>---</b>	<b>0.19</b>	<b>---</b>
	220190	Ordinary natural water, not containing added sugar, other sweetening matter or flavoured; ice . . .	0.14	---	---	---	---
	220210	Waters, incl. mineral and aerated, with added sugar, sweetener or flavour, for direct consumption . . .	0.03	---	---	---	---
<b>9</b>	<b>64</b>	<b>Footwear, gaiters and the like; parts of such articles</b>	<b>0.15</b>	<b>0.00</b>	<b>0.00</b>	<b>0.01</b>	<b>---</b>
	640419	Footwear with outer soles of rubber or plastics and uppers of textile materials (excl. sports . . .	0.14	---	---	---	---
	640199	Waterproof footwear covering neither the ankle nor the knee, with outer soles and uppers of . . .	0.002	---	0.001	---	---
	640590	Footwear with outer soles of rubber or plastics, with uppers other than rubber, plastics, leather . . .	0.002	0.001	0.00	0.01	---
<b>10</b>	<b>12</b>	<b>Oil seeds and oleaginous fruits; miscellaneous grains, seeds and fruit; industrial or medicinal ...</b>	<b>0.11</b>	<b>0.27</b>	<b>0.13</b>	<b>0.09</b>	<b>0.19</b>

Rank	Hs Code	Commodity	2023	2022	2021	2020	2019
			\$ in Million	\$ in Million	\$ in Million	\$ in Million	\$ in Million
	120241	Groundnuts, in shell (excl. seed for sowing, roasted or otherwise cooked)	0.05	0.24	0.03	0.04	0.08
	120600	Sunflower seeds, whether or not broken	0.03	0.01	0.06	0.03	0.03
	120242	Groundnuts, shelled, whether or not broken (excl. seed for sowing, roasted or otherwise cooked)	0.01	0.02	---	0.02	0.03
	121299	Fruit stones and kernels and other vegetable products, incl. unroasted chicory roots of the . . .	0.02	---	0.05	---	---
<b>11</b>	<b>20</b>	<b>Preparations of vegetables, fruit, nuts or other parts of plants</b>	<b>0.10</b>	<b>---</b>	<b>---</b>	<b>---</b>	<b>---</b>
	200819	Nuts and other seeds, incl. mixtures, prepared or preserved (excl. prepared or preserved with . . .	0.07	---	---	---	---
	200990	Mixtures of fruit juices, incl. grape must, and vegetable juices, unfermented, whether or not . . .	0.02	---	---	---	---
<b>12</b>	<b>84</b>	<b>Nuclear reactors, boilers, machinery and mechanical appliances; parts thereof</b>	<b>0.09</b>	<b>0.07</b>	<b>0.07</b>	<b>0.08</b>	<b>0.20</b>
	845899	Lathes, incl. turning centres, for removing metal, not numerically controlled (excl. horizontal . . .	0.04	0.04	0.02	0.02	0.04
	846691	Parts and accessories for machine tools for working stone, ceramics, concrete, asbestos-cement . . .	0.01	---	---	---	---
	846210	Forging or die-stamping machines, incl. presses, and hammers	0.01	0.001	0.01	0.01	0.001
	847490	Parts of machinery for working mineral substances of heading 8474, n.e.s.	0.01	0.02	0.02	---	---
	845961	Milling machines for metals, numerically controlled (excl. way-type unit head machines, boring-milling . . .	0.01	0.003	---	---	---
	845929	Drilling machines for working metal, not numerically controlled (excl. way-type unit head machines . . .	0.01	0.00	0.01	0.01	0.01
<b>13</b>	<b>96</b>	<b>Miscellaneous manufactured articles</b>	<b>0.09</b>	<b>0.05</b>	<b>---</b>	<b>---</b>	<b>---</b>
	961900	Sanitary towels (pads) and tampons, napkins and napkin liners, and similar articles, of any . . .	0.08	0.05	---	---	---
	961700	Vacuum flasks and other vacuum vessels, and parts thereof (excl. glass inner)	0.01	---	---	---	---
<b>14</b>	<b>44</b>	<b>Wood and articles of wood; wood charcoal</b>	<b>0.09</b>	<b>0.03</b>	<b>0.02</b>	<b>0.07</b>	<b>0.14</b>
	440710	Coniferous wood sawn or chipped lengthwise, sliced or peeled, whether or not planed, sanded . . .	0.08	0.003	---	0.01	0.001
	440799	Wood, sawn or chipped lengthwise, sliced or peeled, whether or not planed, sanded or end-jointed, . . .	0.01	0.02	0.02	0.02	0.04
<b>15</b>	<b>72</b>	<b>Iron and steel</b>	<b>0.08</b>	<b>0.91</b>	<b>2.46</b>	<b>1.18</b>	<b>0.87</b>
	721499	Bars and rods, of iron or non-alloy steel, only hot-rolled, only hot-drawn or only hot-extruded . . .	0.06	0.01	1.97	0.05	---
	721391	Bars and rods, hot-rolled, in irregularly wound coils, of iron or non-alloy steel, of circular . . .	0.02	0.02	0.02	0.09	0.08
	721710	Wire of iron or non-alloy steel, in coils, not plated or coated, whether or not polished (excl. . . .	0.01	0.84	0.44	0.52	0.31
<b>16</b>	<b>40</b>	<b>Rubber and articles thereof</b>	<b>0.08</b>	<b>---</b>	<b>0.003</b>	<b>0.01</b>	<b>0.02</b>
	401110	New pneumatic tyres, of rubber, of a kind used for motor cars, incl. station wagons and racing . . .	0.06	---	0.002	0.004	---
	401120	New pneumatic tyres, of rubber, of a kind used for buses and lorries (excl. tyres with lug, . . .	0.02	---	---	---	---

Source: International Trade Center

**Table: D.1 Afghanistan's Top 48 Product Exports to Iran**

Rank	Hs Code	Commodity	2023	2022	2021	2020	2019
			\$ in Million	\$ in Million	\$ in Million	\$ in Million	\$ in Million
		<b>Total Export</b>	<b>34.17<sup>Est</sup></b>	<b>29.11</b>	<b>21.12</b>	<b>4.16</b>	<b>7.73</b>
1	120600	Sunflower seeds, whether or not broken	---	4.26	2.58	---	---
2	780110	Unwrought lead, refined	---	3.35	---	---	0.87

Rank	Hs Code	Commodity	2023	2022	2021	2020	2019
			\$ in Million	\$ in Million	\$ in Million	\$ in Million	\$ in Million
3	121190	Plants, parts of plants, incl. seeds and fruits, used primarily in perfumery, in pharmacy or . . .	---	2.58	4.10	0.47	0.63
4	120740	Sesamum seeds, whether or not broken	---	2.31	2.52	1.22	0.95
5	071333	Dried, shelled kidney beans "Phaseolus vulgaris", whether or not skinned or split	---	1.50	0.62	---	---
6	090961	Juniper berries and seeds of anise, badian, caraway or fennel, neither crushed nor ground	---	1.46	1.60	0.47	---
7	010613	Live camels and other camelids [Camelidae]	---	1.43	1.22	0.23	1.42
8	090411	Pepper of the genus Piper, neither crushed nor ground	---	1.38	0.77	---	---
9	121299	Fruit stones and kernels and other vegetable products, incl. unroasted chicory roots of the . . .	---	1.05	0.85	0.03	0.07
10	520512	Single cotton yarn, of uncombed fibres, containing >= 85% cotton by weight and with a linear . . .	---	1.05	0.81	---	---
11	071331	Dried, shelled beans of species "Vigna mungo [L.] Hepper or Vigna radiata [L.] Wilczek", whether . . .	---	1.03	0.33	---	---
12	520100	Cotton, neither carded nor combed	---	0.82	---	---	---
13	120242	Groundnuts, shelled, whether or not broken (excl. seed for sowing, roasted or otherwise cooked)	---	0.81	0.42	0.21	---
14	251511	Marble and travertine, crude or roughly trimmed	---	0.79	0.91	0.73	0.39
15	080212	Fresh or dried almonds, shelled	---	0.71	1.37	0.07	---
16	170113	Raw cane sugar, in solid form, not containing added flavouring or colouring matter, obtained . . .	---	0.67	---	---	---
17	520523	Single cotton yarn, of combed fibres, containing >= 85% cotton by weight and with a linear . . .	---	0.37	0.71	---	---
18	090611	Cinnamon "Cinnamomum zeylanicum Blume" (excl. crushed and ground)	---	0.35	0.11	---	---
19	500100	Silkworm cocoons suitable for reeling	---	0.33	0.32	0.19	0.32
20	090831	Cardamoms, neither crushed nor ground	---	0.32	---	---	---
21	130219	Vegetable saps and extracts (excl. liquorice, hops, opium and ephedra)	---	0.32	0.66	---	---
22	120799	Oil seeds and oleaginous fruits, whether or not broken (excl. edible nuts, olives, soya beans, . . .	---	0.27	0.10	---	---
23	151620	Vegetable fats and oils and their fractions, partly or wholly hydrogenated, inter-esterified, . . .	---	0.21	0.21	---	---
24	291814	Citric acid	---	0.20	---	---	---
25	071340	Dried, shelled lentils, whether or not skinned or split	---	0.18	---	---	---
26	091030	Turmeric "curcuma"	---	0.17	0.33	0.31	---
27	252610	Natural steatite, whether or not roughly trimmed or merely cut, by sawing or otherwise, into . . .	---	0.16	0.02	0.01	0.01
28	121229	Seaweeds and other algae, fresh, chilled, frozen or dried, whether or not ground, unfit for . . .	---	0.16	---	---	0.01
29	120400	Linseed, whether or not broken	---	0.13	---	0.06	---
30	252620	Natural steatite and talc, crushed or powdered	---	0.13	0.06	---	---
31	120241	Groundnuts, in shell (excl. seed for sowing, roasted or otherwise cooked)	---	0.11	0.19	---	---
32	130190	Lac; natural gums, resins, gum-resins, balsams and other natural oleoresins (excl. gum Arabic)	---	0.07	---	---	0.01
33	520300	Cotton, carded or combed	---	0.05	---	---	---
34	080221	Fresh or dried hazelnuts or filberts "Corylus spp.", in shell	---	0.05	---	---	---
35	280512	Calcium	---	0.04	---	---	---
36	010221	Pure-bred cattle for breeding	---	0.03	---	---	---
37	121300	Cereal straw and husks, unprepared, whether or not chopped, ground, pressed or in the form . . .	---	0.03	0.02	---	---
38	701337	Drinking glasses (excl. glasses of glass ceramics or of lead crystal and stemware)	---	0.03	0.00	---	---
39	580127	Warp pile fabrics, of cotton (excl. terry towelling and similar woven terry fabrics, tufted . . .	---	0.03	0.03	---	---

Rank	Hs Code	Commodity	2023	2022	2021	2020	2019
			\$ in Million	\$ in Million	\$ in Million	\$ in Million	\$ in Million
40	961700	Vacuum flasks and other vacuum vessels, and parts thereof (excl. glass inner)	---	0.01	0.00	---	---
41	120921	Alfalfa seed for sowing	---	0.01	0.12	0.08	0.41
42	251611	Granite, crude or roughly trimmed (excl. already with the characteristics of setts, curbstones . . .	---	0.01	0.01	---	---
43	851010	Shavers, electric	---	0.01	0.01	---	---
44	270119	Coal, whether or not pulverised, non-agglomerated (excl. anthracite and bituminous coal)	---	0.01	0.07	0.01	---
45	850940	Domestic food grinders and mixers and fruit or vegetable juice extractors, with self-contained . . .	---	0.002	0.002	---	---
46	820540	Hand-operated screwdrivers	---	0.002	---	---	---
47	820150	Secateurs and similar one-handed pruners and shears, incl. poultry shears, with working parts . . .	---	0.001	0.001	---	---
48	820320	Pliers, incl. cutting pliers, pincers and tweezers for non-medical use and similar hand tools, . . .	---	0.001	---	---	---

Source: International Trade Center

**Table: D.1.1 Afghanistan's Major Export Categories to Iran**

Rank	Hs Code	Commodity	2023	2022	2021	2020	2019
			\$ in Million	\$ in Million	\$ in Million	\$ in Million	\$ in Million
		<b>Total Exports</b>	<b>34.17<sup>Est</sup></b>	<b>29.11</b>	<b>21.12</b>	<b>4.16</b>	<b>7.73</b>
<b>1</b>	<b>12</b>	<b>Oil seeds and oleaginous fruits; miscellaneous grains, seeds and fruit; industrial or medicinal ...</b>	---	<b>11.72</b>	<b>10.88</b>	<b>2.06</b>	<b>2.07</b>
	120600	Sunflower seeds, whether or not broken	---	4.26	2.58	---	---
	121190	Plants, parts of plants, incl. seeds and fruits, used primarily in perfumery, in pharmacy or . . .	---	2.58	4.10	0.47	0.63
	120740	Sesamum seeds, whether or not broken	---	2.31	2.52	1.22	0.95
	121299	Fruit stones and kernels and other vegetable products, incl. unroasted chicory roots of the . . .	---	1.05	0.85	0.03	0.07
	120242	Groundnuts, shelled, whether or not broken (excl. seed for sowing, roasted or otherwise cooked)	---	0.81	0.42	0.21	---
	120799	Oil seeds and oleaginous fruits, whether or not broken (excl. edible nuts, olives, soya beans, . . .	---	0.27	0.10	---	---
	121229	Seaweeds and other algae, fresh, chilled, frozen or dried, whether or not ground, unfit for . . .	---	0.16	---	---	0.01
	120400	Linseed, whether or not broken	---	0.13	---	0.06	---
	120241	Groundnuts, in shell (excl. seed for sowing, roasted or otherwise cooked)	---	0.11	0.19	---	---
	121300	Cereal straw and husks, unprepared, whether or not chopped, ground, pressed or in the form . . .	---	0.03	0.02	---	---
	120921	Alfalfa seed for sowing	---	0.01	0.12	0.08	0.41
<b>2</b>	<b>09</b>	<b>Coffee, tea, maté and spices</b>	---	<b>3.81</b>	<b>2.89</b>	<b>0.78</b>	<b>0.02</b>
	090961	Juniper berries and seeds of anise, badian, caraway or fennel, neither crushed nor ground	---	1.46	1.60	0.47	---
	090411	Pepper of the genus Piper, neither crushed nor ground	---	1.38	0.77	---	---
	090611	Cinnamon "Cinnamomum zeylanicum Blume" (excl. crushed and ground)	---	0.35	0.11	---	---
	090831	Cardamoms, neither crushed nor ground	---	0.32	---	---	---
	091030	Turmeric "curcuma"	---	0.17	0.33	0.31	---
<b>3</b>	<b>78</b>	<b>Lead and articles thereof</b>	---	<b>3.35</b>	---	---	<b>0.87</b>
	780110	Unwrought lead, refined	---	3.35	---	---	0.87
<b>4</b>	<b>07</b>	<b>Edible vegetables and certain roots and tubers</b>	---	<b>2.71</b>	<b>0.94</b>	---	---
	071333	Dried, shelled kidney beans "Phaseolus vulgaris", whether or not skinned or split	---	1.50	0.62	---	---
	071331	Dried, shelled beans of species "Vigna mungo [L.] Hepper or Vigna radiata [L.] Wilczek", whether . . .	---	1.03	0.33	---	---

Rank	Hs Code	Commodity	2023	2022	2021	2020	2019
			\$ in Million	\$ in Million	\$ in Million	\$ in Million	\$ in Million
	071340	Dried, shelled lentils, whether or not skinned or split	---	0.18	---	---	---
<b>5</b>	<b>52</b>	<b>Cotton</b>	---	<b>2.29</b>	<b>1.51</b>	---	---
	520512	Single cotton yarn, of uncombed fibres, containing >= 85% cotton by weight and with a linear . . .	---	1.05	0.81	---	---
	520100	Cotton, neither carded nor combed	---	0.82	---	---	---
	520523	Single cotton yarn, of combed fibres, containing >= 85% cotton by weight and with a linear . . .	---	0.37	0.71	---	---
	520300	Cotton, carded or combed	---	0.05	---	---	---
<b>6</b>	<b>01</b>	<b>Live animals</b>	---	<b>1.47</b>	<b>1.22</b>	<b>0.30</b>	<b>3.16</b>
	010613	Live camels and other camelids [Camelidae]	---	1.43	1.22	0.23	1.42
	010221	Pure-bred cattle for breeding	---	0.03	---	---	---
<b>7</b>	<b>25</b>	<b>Salt; sulphur; earths and stone; plastering materials, lime and cement</b>	---	<b>1.08</b>	<b>1.00</b>	<b>0.74</b>	<b>0.39</b>
	251511	Marble and travertine, crude or roughly trimmed	---	0.79	0.91	0.73	0.39
	252610	Natural steatite, whether or not roughly trimmed or merely cut, by sawing or otherwise, into . . .	---	0.16	0.02	0.01	0.01
	252620	Natural steatite and talc, crushed or powdered	---	0.13	0.06	---	---
	251611	Granite, crude or roughly trimmed (excl. already with the characteristics of setts, curbstones . . .	---	0.01	0.01	---	---
<b>8</b>	<b>08</b>	<b>Edible fruit and nuts; peel of citrus fruit or melons</b>	---	<b>0.75</b>	<b>1.37</b>	<b>0.07</b>	---
	080212	Fresh or dried almonds, shelled	---	0.71	1.37	0.07	---
	080221	Fresh or dried hazelnuts or filberts "Corylus spp.", in shell	---	0.05	---	---	---
<b>9</b>	<b>17</b>	<b>Sugars and sugar confectionery</b>	---	<b>0.67</b>	---	---	---
	170113	Raw cane sugar, in solid form, not containing added flavouring or colouring matter, obtained . . .	---	0.67	---	---	---
<b>10</b>	<b>13</b>	<b>Lac; gums, resins and other vegetable saps and extracts</b>	---	<b>0.38</b>	<b>0.66</b>	---	<b>0.01</b>
	130219	Vegetable saps and extracts (excl. liquorice, hops, opium and ephedra)	---	0.32	0.66	---	---
	130190	Lac; natural gums, resins, gum-resins, balsams and other natural oleoresins (excl. gum Arabic)	---	0.07	---	---	0.01
<b>11</b>	<b>50</b>	<b>Silk</b>	---	<b>0.33</b>	<b>0.32</b>	<b>0.19</b>	<b>0.32</b>
	500100	Silkworm cocoons suitable for reeling	---	0.33	0.32	0.19	0.32
<b>12</b>	<b>15</b>	<b>Animal, vegetable or microbial fats and oils and their cleavage products; prepared edible fats; ...</b>	---	<b>0.21</b>	<b>0.21</b>	---	---
	151620	Vegetable fats and oils and their fractions, partly or wholly hydrogenated, inter-esterified, . . .	---	0.21	0.21	---	---
<b>13</b>	<b>29</b>	<b>Organic chemicals</b>	---	<b>0.20</b>	---	---	---
	291814	Citric acid	---	0.20	---	---	---
<b>14</b>	<b>28</b>	<b>Inorganic chemicals; organic or inorganic compounds of precious metals, of rare-earth metals, ...</b>	---	<b>0.04</b>	---	---	---
	280512	Calcium	---	0.04	---	---	---
<b>15</b>	<b>70</b>	<b>Glass and glassware</b>	---	<b>0.03</b>	<b>0.001</b>	---	---
	701337	Drinking glasses (excl. glasses of glass ceramics or of lead crystal and stemware)	---	0.03	0.001	---	---
<b>16</b>	<b>58</b>	<b>Special woven fabrics; tufted textile fabrics; lace; tapestries; trimmings; embroidery</b>	---	<b>0.03</b>	<b>0.03</b>	---	---
	580127	Warp pile fabrics, of cotton (excl. terry towelling and similar woven terry fabrics, tufted . . .	---	0.03	0.03	---	---
<b>17</b>	<b>96</b>	<b>Miscellaneous manufactured articles</b>	---	<b>0.01</b>	<b>0.00</b>	---	---
	961700	Vacuum flasks and other vacuum vessels, and parts thereof (excl. glass inners)	---	0.01	0.003	---	---
<b>18</b>	<b>85</b>	<b>Electrical machinery and equipment and parts thereof; sound recorders and reproducers, television ...</b>	---	<b>0.01</b>	<b>0.01</b>	---	<b>0.71</b>
	851010	Shavers, electric	---	0.01	0.01	---	---
	850940	Domestic food grinders and mixers and fruit or vegetable juice extractors, with self-contained . . .	---	0.002	0.002	---	---

Rank	Hs Code	Commodity	2023	2022	2021	2020	2019
			\$ in Million	\$ in Million	\$ in Million	\$ in Million	\$ in Million
19	27	Mineral fuels, mineral oils and products of their distillation; bituminous substances; mineral ...	---	0.01	0.07	0.01	---
	270119	Coal, whether or not pulverised, non-agglomerated (excl. anthracite and bituminous coal)	---	0.01	0.07	0.01	---
20	82	Tools, implements, cutlery, spoons and forks, of base metal; parts thereof of base metal	---	0.004	0.001	---	---
	820540	Hand-operated screwdrivers	---	0.002	---	---	---
	820150	Secateurs and similar one-handed pruners and shears, incl. poultry shears, with working parts . . .	---	0.001	0.001	---	---
	820320	Pliers, incl. cutting pliers, pincers and tweezers for non-medical use and similar hand tools, . . .	---	0.001	---	---	---

Source: International Trade Center

**Table: D.2 Afghanistan's Top 50 Product Imports from Iran**

Rank	Hs Code	Commodity	2023	2022	2021	2020	2019
			\$ in Million	\$ in Million	\$ in Million	\$ in Million	\$ in Million
		<b>Total Imports</b>	<b>1,556.44<sup>Est</sup></b>	<b>1,645.33</b>	<b>1,838.63</b>	<b>1,746.82</b>	<b>1,672.94</b>
1	271012	Light oils and preparations, of petroleum or bituminous minerals which >= 90% by volume "incl. . . .	---	281.22	367.22	---	---
2	271019	Medium oils and preparations, of petroleum or bituminous minerals, not containing biodiesel, . . .	---	100.67	85.09	---	---
3	290290	Cyclic hydrocarbons (excl. cyclanes, cyclenes, benzene, toluene, xylenes, styrene, ethylbenzene . . .	---	49.68	25.05	22.27	3.35
4	080810	Fresh apples	---	43.70	50.53	51.68	87.12
5	390110	Polyethylene with a specific gravity of < 0,94, in primary forms	---	34.11	20.68	12.58	12.69
6	080410	Fresh or dried dates	---	24.50	25.30	24.50	13.96
7	392010	Plates, sheets, film, foil and strip, of non-cellular polymers of ethylene, not reinforced, . . .	---	23.01	21.81	29.26	22.53
8	392330	Carboys, bottles, flasks and similar articles for the conveyance or packaging of goods, of . . .	---	20.04	11.92	12.02	13.91
9	390120	Polyethylene with a specific gravity of >= 0,94, in primary forms	---	16.13	6.31	8.45	10.05
10	040150	Milk and cream of a fat content by weight of > 10%, not concentrated nor containing added sugar . . .	---	14.81	11.38	27.95	35.39
11	392020	Plates, sheets, film, foil and strip, of non-cellular polymers of ethylene, not reinforced, . . .	---	14.17	11.46	8.55	8.63
12	040210	Milk and cream in solid forms, of a fat content by weight of <= 1,5%	---	12.83	6.67	4.56	---
13	040390	Buttermilk, curdled milk and cream, kephir and other fermented or acidified milk and cream, . . .	---	10.71	9.82	5.02	4.66
14	392410	Tableware and kitchenware, of plastics	---	7.93	5.07	5.97	1.87
15	081050	Fresh kiwifruit	---	7.58	5.14	6.48	4.57
16	290123	Butene "butylene" and isomers thereof	---	6.89	15.00	9.74	3.81
17	080251	Fresh or dried pistachios, in shell	---	6.70	8.47	10.45	17.16
18	390210	Polypropylene, in primary forms	---	6.12	5.98	2.47	5.16
19	392490	Household articles and toilet articles, of plastics (excl. tableware, kitchenware, baths, shower-baths, . . .	---	5.11	5.06	7.35	6.08
20	392350	Stoppers, lids, caps and other closures, of plastics	---	4.75	3.28	2.83	2.59
21	390422	Plasticised poly"vinyl chloride", in primary forms, mixed with other substances	---	3.98	2.99	3.64	3.29
22	291539	Esters of acetic acid (excl. ethyl, vinyl, n-butyl and dinoseb [ISO] acetates)	---	3.68	5.14	1.61	0.17
23	392690	Articles of plastics and articles of other materials of heading 3901 to 3914, n.e.s (excl. . . .	---	3.48	2.70	6.70	18.11

Rank	Hs Code	Commodity	2023	2022	2021	2020	2019
			\$ in Million	\$ in Million	\$ in Million	\$ in Million	\$ in Million
24	390410	Poly"vinyl chloride", in primary forms, not mixed with any other substances	---	2.93	6.00	4.21	10.33
25	040291	Milk and cream, concentrated but unsweetened (excl. in solid forms)	---	2.76	5.65	0.01	0.003
26	080510	Fresh or dried oranges	---	2.60	2.90	6.10	1.71
27	040120	Milk and cream of a fat content by weight of > 1% but <= 6%, not concentrated nor containing . . .	---	2.26	2.72	5.28	3.75
28	040221	Milk and cream in solid forms, of a fat content by weight of > 1,5%, unsweetened	---	1.92	1.91	1.21	1.21
29	392049	Plates, sheets, film, foil and strip, of non-cellular polymers of vinyl chloride, containing . . .	---	1.58	0.44	0.11	0.11
30	392062	Plates, sheets, film, foil and strip, of non-cellular poly"ethylene terephthalate", not reinforced, . . .	---	1.55	0.28	0.25	0.23
31	392321	Sacks and bags, incl. cones, of polymers of ethylene	---	1.48	9.07	16.64	10.29
32	290129	Hydrocarbons, acyclic, unsaturated (excl. ethylene, propene "propylene", butene "butylene" . . .	---	1.37	1.61	---	---
33	291814	Citric acid	---	1.34	0.66	0.00	0.01
34	081090	Fresh tamarinds, cashew apples, jackfruit, lychees, sapodillo plums, passion fruit, carambola, . . .	---	1.24	1.36	1.48	2.46
35	080521	Fresh or dried mandarins incl. tangerines and satsumas (excl. clementines)	---	1.23	0.80	0.99	1.63
36	392390	Articles for the conveyance or packaging of goods, of plastics (excl. boxes, cases, crates . . .	---	1.19	3.39	1.85	7.89
37	390319	Polystyrene, in primary forms (excl. expansible)	---	1.06	0.96	0.56	0.70
38	390950	Polyurethanes, in primary forms	---	0.95	0.82	0.38	0.12
39	392329	Sacks and bags, incl. cones, of plastics (excl. those of polymers of ethylene)	---	0.93	2.90	3.91	1.21
40	271020	Petroleum oils and oils obtained from bituminous minerals (other than crude) and preparations . . .	---	0.61	0.07	---	---
41	390750	Alkyd resins, in primary forms	---	0.56	2.06	4.82	12.55
42	390421	Non-plasticised poly"vinyl chloride", in primary forms, mixed with other substances	---	0.49	---	---	---
43	392069	Plates, sheets, film, foil and strip, of non-cellular polyesters, not reinforced, laminated, . . .	---	0.44	0.70	0.43	0.53
44	391721	Rigid tubes, pipes and hoses, of polymers of ethylene	---	0.44	0.35	0.86	0.52
45	390311	Expansible polystyrene, in primary forms	---	0.43	0.78	1.00	1.00
46	392190	Plates, sheets, film, foil and strip, of plastics, reinforced, laminated, supported or similarly . . .	---	0.41	1.15	1.69	3.66
47	392061	Plates, sheets, film, foil and strip, of non-cellular polycarbonates, not reinforced, laminated, . . .	---	0.39	0.09	0.52	0.62
48	391722	Rigid tubes, pipes and hoses of polymers of propylene	---	0.39	0.65	1.08	1.46
49	392310	Boxes, cases, crates and similar articles for the conveyance or packaging of goods, of plastics	---	0.35	4.98	0.15	0.13
50	392043	Plates, sheets, film, foil and strip, of non-cellular polymers of vinyl chloride, containing . . .	---	0.31	0.38	0.45	0.51

Source: International Trade Center

**Table: D.2.1 Afghanistan's Major Import Categories from Iran**

Rank	Hs Code	Commodity	2023	2022	2021	2020	2019
			\$ in Million	\$ in Million	\$ in Million	\$ in Million	\$ in Million
		<b>Total Imports</b>	<b>1,556.44<sup>Est</sup></b>	<b>1,645.33</b>	<b>1,838.63</b>	<b>1,746.82</b>	<b>1,672.94</b>
1	27	<b>Mineral fuels, mineral oils and products of their distillation; bituminous substances; mineral ...</b>	---	<b>556.88</b>	<b>657.97</b>	---	---
	271012	Light oils and preparations, of petroleum or bituminous minerals which >= 90% by volume "incl. . . .	---	281.22	367.22	---	---
	271019	Medium oils and preparations, of petroleum or bituminous minerals, not containing biodiesel, . . .	---	100.67	85.09	---	---

Rank	Hs Code	Commodity	2023	2022	2021	2020	2019
			\$ in Million	\$ in Million	\$ in Million	\$ in Million	\$ in Million
	271020	Petroleum oils and oils obtained from bituminous minerals (other than crude) and preparations . . .	---	0.61	0.07	---	---
<b>2</b>	<b>39</b>	<b>Plastics and articles thereof</b>	---	<b>162.28</b>	<b>141.19</b>	<b>156.28</b>	<b>190.88</b>
	390110	Polyethylene with a specific gravity of < 0,94, in primary forms	---	34.11	20.68	12.58	12.69
	392010	Plates, sheets, film, foil and strip, of non-cellular polymers of ethylene, not reinforced, . . .	---	23.01	21.81	29.26	22.53
	392330	Carboys, bottles, flasks and similar articles for the conveyance or packaging of goods, of . . .	---	20.04	11.92	12.02	13.91
	390120	Polyethylene with a specific gravity of >= 0,94, in primary forms	---	16.13	6.31	8.45	10.05
	392020	Plates, sheets, film, foil and strip, of non-cellular polymers of ethylene, not reinforced, . . .	---	14.17	11.46	8.55	8.63
	392410	Tableware and kitchenware, of plastics	---	7.93	5.07	5.97	1.87
	390210	Polypropylene, in primary forms	---	6.12	5.98	2.47	5.16
	392490	Household articles and toilet articles, of plastics (excl. tableware, kitchenware, baths, shower-baths, . . .	---	5.11	5.06	7.35	6.08
	392350	Stoppers, lids, caps and other closures, of plastics	---	4.75	3.28	2.83	2.59
	390422	Plasticised poly"vinyl chloride", in primary forms, mixed with other substances	---	3.98	2.99	3.64	3.29
	392690	Articles of plastics and articles of other materials of heading 3901 to 3914, n.e.s (excl. . . .	---	3.48	2.70	6.70	18.11
	390410	Poly"vinyl chloride", in primary forms, not mixed with any other substances	---	2.93	6.00	4.21	10.33
	392049	Plates, sheets, film, foil and strip, of non-cellular polymers of vinyl chloride, containing . . .	---	1.58	0.44	0.11	0.11
	392062	Plates, sheets, film, foil and strip, of non-cellular poly"ethylene terephthalate", not reinforced, . . .	---	1.55	0.28	0.25	0.23
	392321	Sacks and bags, incl. cones, of polymers of ethylene	---	1.48	9.07	16.64	10.29
	392390	Articles for the conveyance or packaging of goods, of plastics (excl. boxes, cases, crates . . .	---	1.19	3.39	1.85	7.89
	390319	Polystyrene, in primary forms (excl. expansible)	---	1.06	0.96	0.56	0.70
	390950	Polyurethanes, in primary forms	---	0.95	0.82	0.38	0.12
	392329	Sacks and bags, incl. cones, of plastics (excl. those of polymers of ethylene)	---	0.93	2.90	3.91	1.21
	390750	Alkyd resins, in primary forms	---	0.56	2.06	4.82	12.55
	390421	Non-plasticised poly"vinyl chloride", in primary forms, mixed with other substances	---	0.49	---	---	---
	392069	Plates, sheets, film, foil and strip, of non-cellular polyesters, not reinforced, laminated, . . .	---	0.44	0.70	0.43	0.53
	391721	Rigid tubes, pipes and hoses, of polymers of ethylene	---	0.44	0.35	0.86	0.52
	390311	Expansible polystyrene, in primary forms	---	0.43	0.78	1.00	1.00
	392190	Plates, sheets, film, foil and strip, of plastics, reinforced, laminated, supported or similarly . . .	---	0.41	1.15	1.69	3.66
	392061	Plates, sheets, film, foil and strip, of non-cellular polycarbonates, not reinforced, laminated, . . .	---	0.39	0.09	0.52	0.62
	391722	Rigid tubes, pipes and hoses of polymers of propylene	---	0.39	0.65	1.08	1.46
	392310	Boxes, cases, crates and similar articles for the conveyance or packaging of goods, of plastics	---	0.35	4.98	0.15	0.13
	392043	Plates, sheets, film, foil and strip, of non-cellular polymers of vinyl chloride, containing . . .	---	0.31	0.38	0.45	0.51
<b>3</b>	<b>08</b>	<b>Edible fruit and nuts; peel of citrus fruit or melons</b>	---	<b>91.80</b>	<b>106.98</b>	<b>115.85</b>	<b>144.55</b>
	080810	Fresh apples	---	43.70	50.53	51.68	87.12
	080410	Fresh or dried dates	---	24.50	25.30	24.50	13.96
	081050	Fresh kiwifruit	---	7.58	5.14	6.48	4.57
	080251	Fresh or dried pistachios, in shell	---	6.70	8.47	10.45	17.16
	080510	Fresh or dried oranges	---	2.60	2.90	6.10	1.71

Rank	Hs Code	Commodity	2023	2022	2021	2020	2019
			\$ in Million	\$ in Million	\$ in Million	\$ in Million	\$ in Million
	081090	Fresh tamarinds, cashew apples, jackfruit, lychees, sapodillo plums, passion fruit, carambola, . . .	---	1.24	1.36	1.48	2.46
	080521	Fresh or dried mandarins incl. tangerines and satsumas (excl. clementines)	---	1.23	0.80	0.99	1.63
<b>4</b>	<b>29</b>	<b>Organic chemicals</b>	---	<b>65.49</b>	<b>49.43</b>	<b>36.25</b>	<b>10.42</b>
	290290	Cyclic hydrocarbons (excl. cyclanes, cyclenes, benzene, toluene, xylenes, styrene, ethylbenzene . . .	---	49.68	25.05	22.27	3.35
	290123	Butene "butylene" and isomers thereof	---	6.89	15.00	9.74	3.81
	291539	Esters of acetic acid (excl. ethyl, vinyl, n-butyl and dinoseb [ISO] acetates)	---	3.68	5.14	1.61	0.17
	290129	Hydrocarbons, acyclic, unsaturated (excl. ethylene, propene "propylene", butene "butylene" . . .	---	1.37	1.61	---	---
	291814	Citric acid	---	1.34	0.66	0.00	0.01
<b>5</b>	<b>04</b>	<b>Dairy produce; birds' eggs; natural honey; edible products of animal origin, not elsewhere ...</b>	---	<b>57.63</b>	<b>52.22</b>	<b>68.99</b>	<b>76.31</b>
	040210	Milk and cream in solid forms, of a fat content by weight of <= 1,5%	---	12.83	6.67	4.56	---
	040150	Milk and cream of a fat content by weight of > 10%, not concentrated nor containing added sugar . . .	---	14.81	11.38	27.95	35.39
	040390	Buttermilk, curdled milk and cream, kephir and other fermented or acidified milk and cream, . . .	---	10.71	9.82	5.02	4.66
	040291	Milk and cream, concentrated but unsweetened (excl. in solid forms)	---	2.76	5.65	0.01	0.00
	040120	Milk and cream of a fat content by weight of > 1% but <= 6%, not concentrated nor containing . . .	---	2.26	2.72	5.28	3.75
	040221	Milk and cream in solid forms, of a fat content by weight of > 1,5%, unsweetened	---	1.92	1.91	1.21	1.21

Source: International Trade Center

**Table: E.1 Afghanistan's Top 50 Product Exports to Uzbekistan**

Rank	Hs Code	Commodity	2023	2022	2021	2020	2019
			\$ in Million	\$ in Million	\$ in Million	\$ in Million	\$ in Million
		<b>Total Exports</b>	<b>11.30<sup>Est</sup></b>	<b>9.06</b>	<b>5.83</b>	<b>1.13</b>	<b>2.06</b>
1	520100	Cotton, neither carded nor combed	---	1.72	1.12	---	---
2	080211	Fresh or dried almonds in shell	---	1.07	0.07	---	---
3	081310	Dried apricots	---	0.91	0.07	---	---
4	120740	Sesamum seeds, whether or not broken	---	0.89	---	---	---
5	70190	Fresh or chilled potatoes (excl. seed)	---	0.86	1.74	0.02	0.02
6	121299	Fruit stones and kernels and other vegetable products, incl. unroasted chicory roots of the . . .	---	0.55	0.18	---	---
7	90931	Cumin seeds, neither crushed nor ground	---	0.45	0.27	0.19	0.02
8	170199	Cane or beet sugar and chemically pure sucrose, in solid form (excl. cane and beet sugar containing . . .	---	0.30	---	---	---
9	570241	Carpets and other floor coverings, of wool or fine animal hair, woven, not tufted or flopped, . . .	---	0.28	---	---	---
10	252610	Natural steatite, whether or not roughly trimmed or merely cut, by sawing or otherwise, into . . .	---	0.28	0.40	0.19	0.18
11	520300	Cotton, carded or combed	---	0.26	---	---	---
12	902212	Computer tomography apparatus	---	0.20	---	---	---
13	847480	Machinery for agglomerating, shaping or moulding solid mineral fuels, ceramic paste, unhardened . . .	---	0.18	---	---	0.03
14	271112	Propane, liquefied	---	0.12	---	---	---
15	220210	Waters, incl. mineral and aerated, with added sugar, sweetener or flavour, for direct consumption . . .	---	0.11	0.16	0.08	0.14
16	71333	Dried, shelled kidney beans "Phaseolus vulgaris", whether or not skinned or split	---	0.10	0.08	---	---

Rank	Hs Code	Commodity	2023	2022	2021	2020	2019
			\$ in Million	\$ in Million	\$ in Million	\$ in Million	\$ in Million
17	480256	Uncoated paper and paperboard, of a kind used for writing, printing or other graphic purposes, . . .	---	0.09	---	---	---
18	842230	Machinery for filling, closing, sealing or labelling bottles, cans, boxes, bags or other containers; . . .	---	0.08	---	---	---
19	080212	Fresh or dried almonds, shelled	---	0.07	0.10	---	---
20	200989	Juice of fruit or vegetables, unfermented, whether or not containing added sugar or other sweetening . . .	---	0.06	0.06	0.03	0.002
21	680291	Marble, travertine and alabaster, in any form (excl. tiles, cubes and similar articles of subheading . . .	---	0.05	0.07	---	0.03
22	761510	Table, kitchen or other household articles and parts thereof, and pot scourers and scouring . . .	---	0.05	0.02	0.01	---
23	140490	Vegetable products n.e.s	---	0.04	---	---	---
24	845611	Machine tools for working any material by removal of material, operated by laser (excl. soldering . . .	---	0.04	---	---	---
25	430130	Raw furskins of the following types of lamb: Astrakhan, Caracul, Persian, Broadtail and similar, . . .	---	0.04	0.23	0.11	0.26
26	843830	Machinery for sugar manufacture (excl. centrifuges and filtering, heating or refrigerating . . .	---	0.04	---	---	---
27	960310	Brooms and brushes, consisting of twigs or other vegetable materials bound together, with or . . .	---	0.03	---	---	---
28	121190	Plants, parts of plants, incl. seeds and fruits, used primarily in perfumery, in pharmacy or . . .	---	0.02	0.08	---	---
29	120922	Clover "Trifolium spp" seed, for sowing	---	0.02	---	0.05	---
30	961700	Vacuum flasks and other vacuum vessels, and parts thereof (excl. glass inners)	---	0.02	0.01	0.00	---
31	680221	Marble, travertine and alabaster articles thereof, simply cut or sawn, with a flat or even . . .	---	0.01	0.01	---	---
32	310390	Mineral or chemical phosphatic fertilisers (excl. superphosphates, those in tablets or similar . . .	---	0.01	---	---	---
33	570292	Carpets and other floor coverings, of man-made textile materials, woven, not tufted or flopped, . . .	---	0.01	---	---	---
34	420292	Travelling-bags, insulated food or beverage bags, toilet bags, rucksacks, shopping-bags, map-cases, . . .	---	0.01	---	---	---
35	848120	Valves for oleohydraulic or pneumatic transmission	---	0.01	---	---	---
36	010129	Live horses (excl. pure-bred for breeding)	---	0.01	0.01	---	---
37	620312	Men's or boys' suits of synthetic fibres (excl. knitted or crocheted, tracksuits, ski suits . . .	---	0.01	---	---	---
38	410150	Whole raw hides and skins of bovine "incl. buffalo" or equine animals, whether or not dehaired . . .	---	0.01	0.03	0.01	0.01
39	120991	Vegetable seeds, for sowing	---	0.01	0.002	---	---
40	410210	Raw skins of sheep or lambs, with wool on, fresh or salted, dried, limed, pickled or otherwise . . .	---	0.01	0.002	0.001	0.01
41	848140	Safety or relief valves	---	0.004	0.002	---	---
42	840991	Parts suitable for use solely or principally with spark-ignition internal combustion piston . . .	---	0.004	0.002	---	---
43	732393	Table, kitchen or other household articles, and parts thereof, of stainless steel (excl. cans, . . .	---	0.004	0.003	---	0.00
44	252620	Natural steatite and talc, crushed or powdered	---	0.003	---	---	0.01
45	90240	Black fermented tea and partly fermented tea, whether or not flavoured, in immediate packings . . .	---	0.002	---	---	---
46	844339	Printers, copying machines and facsimile machines, whether or not combined (excl. those capable . . .	---	0.002	---	---	---
47	848310	Transmission shafts, incl. cam shafts and crank shafts, and cranks	---	0.002	---	---	---
48	251511	Marble and travertine, crude or roughly trimmed	---	0.002	---	0.01	---
49	730900	Reservoirs, tanks, vats and similar containers, of iron or steel, for any material "other than . . .	---	0.002	---	---	---
50	848049	Moulds for metal or metal carbides (excl. moulds of graphite or other carbons, ceramic or glass . . .	---	0.001	0.001	---	---

Source: International Trade Center

Table: E.1.1 Afghanistan's Major Export Categories to Uzbekistan

Rank	Hs Code	Commodity	2023	2022	2021	2020	2019
			\$ in Million	\$ in Million	\$ in Million	\$ in Million	\$ in Million
		<b>Total Exports</b>	<b>11.30<sup>Est</sup></b>	<b>9.06</b>	<b>5.83</b>	<b>1.13</b>	<b>2.06</b>
<b>1</b>	<b>08</b>	<b>Edible fruit and nuts; peel of citrus fruit or melons</b>	---	<b>2.05</b>	<b>0.25</b>	<b>0.01</b>	---
	080211	Fresh or dried almonds in shell	---	1.07	0.07	---	---
	080212	Fresh or dried almonds, shelled	---	0.07	0.10	---	---
	081310	Dried apricots	---	0.91	0.07	---	---
<b>2</b>	<b>52</b>	<b>Cotton</b>	---	<b>1.98</b>	<b>1.12</b>	---	---
	520100	Cotton, neither carded nor combed	---	1.72	1.12	---	---
	520300	Cotton, carded or combed	---	0.26	---	---	---
<b>3</b>	<b>12</b>	<b>Oil seeds and oleaginous fruits; miscellaneous grains, seeds and fruit; industrial or medicinal ...</b>	---	<b>1.48</b>	<b>0.26</b>	<b>0.05</b>	---
	120740	Sesamum seeds, whether or not broken	---	0.89	---	---	---
	121299	Fruit stones and kernels and other vegetable products, incl. unroasted chicory roots of the . . .	---	0.55	0.18	---	---
	120922	Clover "Trifolium spp" seed, for sowing	---	0.02	---	0.05	---
	120991	Vegetable seeds, for sowing	---	0.01	0.002	---	---
	121190	Plants, parts of plants, incl. seeds and fruits, used primarily in perfumery, in pharmacy or . . .	---	0.02	0.08	---	---
<b>4</b>	<b>07</b>	<b>Edible vegetables and certain roots and tubers</b>	---	<b>0.96</b>	<b>1.87</b>	<b>0.05</b>	<b>0.02</b>
	70190	Fresh or chilled potatoes (excl. seed)	---	0.86	1.74	0.02	0.02
	71333	Dried, shelled kidney beans "Phaseolus vulgaris", whether or not skinned or split	---	0.10	0.08	---	---
<b>5</b>	<b>09</b>	<b>Coffee, tea, maté and spices</b>	---	<b>0.45</b>	<b>0.29</b>	<b>0.29</b>	<b>0.02</b>
	90931	Cumin seeds, neither crushed nor ground	---	0.45	0.27	0.19	0.02
	90240	Black fermented tea and partly fermented tea, whether or not flavoured, in immediate packings . . .	---	0.00	---	---	---
<b>6</b>	<b>84</b>	<b>Nuclear reactors, boilers, machinery and mechanical appliances; parts thereof</b>	---	<b>0.36</b>	<b>0.36</b>	<b>0.04</b>	<b>0.28</b>
	847480	Machinery for agglomerating, shaping or moulding solid mineral fuels, ceramic paste, unhardened . . .	---	0.18	---	---	0.03
	842230	Machinery for filling, closing, sealing or labelling bottles, cans, boxes, bags or other containers; . . .	---	0.08	---	---	---
	845611	Machine tools for working any material by removal of material, operated by laser (excl. soldering . . .	---	0.04	---	---	---
	843830	Machinery for sugar manufacture (excl. centrifuges and filtering, heating or refrigerating . . .	---	0.04	---	---	---
	848120	Valves for oleohydraulic or pneumatic transmission	---	0.01	---	---	---
	848140	Safety or relief valves	---	0.004	0.002	---	---
	840991	Parts suitable for use solely or principally with spark-ignition internal combustion piston . . .	---	0.004	0.002	---	---
	840999	Parts suitable for use solely or principally with compression-ignition internal combustion . . .	---	0.001	---	---	---
	844339	Printers, copying machines and facsimile machines, whether or not combined (excl. those capable . . .	---	0.002	---	---	---
	848310	Transmission shafts, incl. cam shafts and crank shafts, and cranks	---	0.002	---	---	---
	841869	Refrigerating or freezing equipment (excl. refrigerating and freezing furniture)	---	0.001	0.003	---	---
	848049	Moulds for metal or metal carbides (excl. moulds of graphite or other carbons, ceramic or glass . . .	---	0.001	0.001	---	---
<b>7</b>	<b>17</b>	<b>Sugars and sugar confectionery</b>	---	<b>0.30</b>	---	---	<b>0.42</b>
	170199	Cane or beet sugar and chemically pure sucrose, in solid form (excl. cane and beet sugar containing . . .	---	0.30	---	---	0.42
<b>8</b>	<b>57</b>	<b>Carpets and other textile floor coverings</b>	---	<b>0.29</b>	<b>0.001</b>	---	---
	570241	Carpets and other floor coverings, of wool or fine animal hair, woven, not tufted or flocked, . . .	---	0.28	---	---	---

Rank	Hs Code	Commodity	2023	2022	2021	2020	2019
			\$ in Million	\$ in Million	\$ in Million	\$ in Million	\$ in Million
	570292	Carpets and other floor coverings, of man-made textile materials, woven, not tufted or flocked, . . .	---	0.01	---	---	---
	570390	Carpet tiles of vegetable textile materials or coarse animal hair, tufted "needle punched", . . .	---	0.001	---	---	---
<b>9</b>	<b>25</b>	<b>Salt; sulphur; earths and stone; plastering materials, lime and cement</b>	---	<b>0.28</b>	<b>0.40</b>	<b>0.20</b>	<b>0.18</b>
	252610	Natural steatite, whether or not roughly trimmed or merely cut, by sawing or otherwise, into . . .	---	0.28	0.40	0.19	0.18
	252620	Natural steatite and talc, crushed or powdered	---	0.003	---	---	0.01
	251511	Marble and travertine, crude or roughly trimmed	---	0.002	---	0.01	---
<b>10</b>	<b>90</b>	<b>Optical, photographic, cinematographic, measuring, checking, precision, medical or surgical ...</b>	---	<b>0.20</b>	<b>0.01</b>	---	<b>0.00</b>
	902212	Computer tomography apparatus	---	0.20	---	---	---
<b>11</b>	<b>27</b>	<b>Mineral fuels, mineral oils and products of their distillation; bituminous substances; mineral ...</b>	---	<b>0.12</b>	<b>0.004</b>	<b>0.001</b>	<b>0.01</b>
	271112	Propane, liquefied	---	0.12	---	---	---
<b>12</b>	<b>22</b>	<b>Beverages, spirits and vinegar</b>	---	<b>0.11</b>	<b>0.19</b>	<b>0.08</b>	<b>0.16</b>
	220210	Waters, incl. mineral and aerated, with added sugar, sweetener or flavour, for direct consumption . . .	---	0.11	0.16	0.08	0.14
	220299	Non-alcoholic beverages (excl. water, fruit or vegetable juices, milk and beer)	---	0.001	0.01	0.002	0.02
<b>13</b>	<b>48</b>	<b>Paper and paperboard; articles of paper pulp, of paper or of paperboard</b>	---	<b>0.09</b>	<b>0.01</b>	---	---
	480256	Uncoated paper and paperboard, of a kind used for writing, printing or other graphic purposes, . . .	---	0.09	---	---	---
<b>14</b>	<b>68</b>	<b>Articles of stone, plaster, cement, asbestos, mica or similar materials</b>	---	<b>0.07</b>	<b>0.08</b>	---	<b>0.03</b>
	680291	Marble, travertine and alabaster, in any form (excl. tiles, cubes and similar articles of subheading . . .	---	0.05	0.07	---	0.03
	680221	Marble, travertine and alabaster articles thereof, simply cut or sawn, with a flat or even . . .	---	0.01	0.01	---	---
<b>15</b>	<b>20</b>	<b>Preparations of vegetables, fruit, nuts or other parts of plants</b>	---	<b>0.06</b>	<b>0.10</b>	<b>0.03</b>	<b>0.002</b>
	200989	Juice of fruit or vegetables, unfermented, whether or not containing added sugar or other sweetening . . .	---	0.06	0.06	0.03	0.002
<b>16</b>	<b>76</b>	<b>Aluminium and articles thereof</b>	---	<b>0.05</b>	<b>0.02</b>	<b>0.01</b>	---
	761510	Table, kitchen or other household articles and parts thereof, and pot scourers and scouring . . .	---	0.05	0.02	0.01	---
<b>17</b>	<b>96</b>	<b>Miscellaneous manufactured articles</b>	---	<b>0.05</b>	<b>0.02</b>	<b>0.003</b>	---
	960310	Brooms and brushes, consisting of twigs or other vegetable materials bound together, with or . . .	---	0.03	---	---	---
	961700	Vacuum flasks and other vacuum vessels, and parts thereof (excl. glass inner)	---	0.02	0.01	0.003	---
<b>18</b>	<b>14</b>	<b>Vegetable plaiting materials; vegetable products not elsewhere specified or included</b>	---	<b>0.04</b>	---	---	---
	140490	Vegetable products n.e.s	---	0.04	---	---	---
<b>19</b>	<b>43</b>	<b>Furskins and artificial fur; manufactures thereof</b>	---	<b>0.04</b>	<b>0.23</b>	<b>0.11</b>	<b>0.26</b>
	430130	Raw furskins of the following types of lamb: Astrakhan, Caracul, Persian, Broadtail and similar, . . .	---	0.04	0.23	0.11	0.26
<b>20</b>	<b>41</b>	<b>Raw hides and skins (other than furskins) and leather</b>	---	<b>0.01</b>	<b>0.03</b>	<b>0.02</b>	<b>0.02</b>
	410150	Whole raw hides and skins of bovine "incl. buffalo" or equine animals, whether or not dehaired . . .	---	0.01	0.03	0.01	0.01
	410210	Raw skins of sheep or lambs, with wool on, fresh or salted, dried, limed, pickled or otherwise . . .	---	0.01	0.00	0.00	0.01
<b>21</b>	<b>31</b>	<b>Fertilizers</b>	---	<b>0.012</b>	---	---	---
	310390	Mineral or chemical phosphatic fertilisers (excl. superphosphates, those in tablets or similar . . .	---	0.01	---	---	---

Rank	Hs Code	Commodity	2023	2022	2021	2020	2019
			\$ in Million	\$ in Million	\$ in Million	\$ in Million	\$ in Million
22	42	Articles of leather; saddlery and harness; travel goods, handbags and similar containers; articles ...	---	0.011	---	---	---
	420292	Travelling-bags, insulated food or beverage bags, toilet bags, rucksacks, shopping-bags, map-cases, . . .	---	0.01	---	---	---
23	62	Articles of apparel and clothing accessories, not knitted or crocheted	---	0.01	---	---	---
	620312	Men's or boys' suits of synthetic fibres (excl. knitted or crocheted, tracksuits, ski suits . . .	---	0.01	---	---	---
24	73	Articles of iron or steel	---	0.009	0.004	---	0.002
	732393	Table, kitchen or other household articles, and parts thereof, of stainless steel (excl. cans, . . .	---	0.004	0.003	---	0.001
	730900	Reservoirs, tanks, vats and similar containers, of iron or steel, for any material "other than . . .	---	0.002	---	---	---
25	01	Live animals	---	0.009	0.22	0.01	0.20
	10129	Live horses (excl. pure-bred for breeding)	---	0.01	0.01	---	---

Source: International Trade Center

**Table: E.2 Afghanistan's Top 50 Product Imports from Uzbekistan**

Rank	Hs Code	Commodity	2023	2022	2021	2020	2019
			\$ in Million	\$ in Million	\$ in Million	\$ in Million	\$ in Million
		<b>Total Imports</b>	<b>541.21<sup>Est</sup></b>	<b>524.96</b>	<b>493.90</b>	<b>570.57</b>	<b>454.35</b>
1	110100	Wheat or meslin flour	---	268.53	281.01	217.54	104.33
2	271600	Electrical energy	---	82.47	91.49	133.19	100.30
3	271012	Light oils and preparations, of petroleum or bituminous minerals which $\geq$ 90% by volume "incl. . . .	---	33.01	6.59	14.47	35.68
4	271112	Propane, liquefied	---	22.31	9.65	13.09	21.98
5	71339	Dried, shelled beans "Vigna and Phaseolus", whether or not skinned or split (excl. beans of . . .	---	21.63	23.08	35.03	39.02
6	151211	Crude sunflower-seed or safflower oil	---	11.41	0.26	2.20	0.02
7	271019	Medium oils and preparations, of petroleum or bituminous minerals, not containing biodiesel, . . .	---	11.40	0.61	2.27	4.28
8	310210	Urea, whether or not in aqueous solution (excl. that in tablets or similar forms, or in packages . . .	---	7.98	15.46	8.24	19.46
9	151790	Edible mixtures or preparations of animal or vegetable fats or oils and edible fractions of . . .	---	7.14	0.71	---	0.01
10	310530	Diammonium hydrogenorthophosphate "diammonium phosphate" (excl. that in tablets or similar . . .	---	5.56	---	---	---
11	310559	Mineral or chemical fertilisers containing the two fertilising elements nitrogen (excl. nitrate) . . .	---	5.39	5.16	6.03	4.55
12	151219	Sunflower-seed or safflower oil and their fractions, whether or not refined, but not chemically . . .	---	3.23	0.82	6.46	0.31
13	40721	Fresh eggs of domestic fowls, in shell (excl. fertilised for incubation)	---	3.09	5.46	2.79	4.59
14	71333	Dried, shelled kidney beans "Phaseolus vulgaris", whether or not skinned or split	---	3.06	0.66	0.93	1.12
15	570242	Carpets and other floor coverings, of man-made textile materials, woven, not tufted or flocked, . . .	---	2.50	2.70	2.96	3.63
16	151221	Crude cotton-seed oil	---	1.94	---	2.54	---
17	870332	Motor cars and other motor vehicles principally designed for the transport of <10 persons, . . .	---	1.92	4.37	0.58	---
18	70310	Fresh or chilled onions and shallots	---	1.92	0.26	3.22	0.93
19	480519	Fluting paper, uncoated, in rolls of a width > 36 cm or in square or rectangular sheets with . . .	---	1.65	0.94	0.01	---
20	100199	Wheat and meslin (excl. seed for sowing, and durum wheat)	---	1.51	0.21	0.78	12.97
21	200819	Nuts and other seeds, incl. mixtures, prepared or preserved (excl. prepared or preserved with . . .	---	1.51	2.01	0.20	0.10

Rank	Hs Code	Commodity	2023	2022	2021	2020	2019
			\$ in Million	\$ in Million	\$ in Million	\$ in Million	\$ in Million
22	151229	Cotton-seed oil and its fractions, whether or not refined, but not chemically modified (excl. . . .	---	1.46	---	5.16	0.01
23	283620	Disodium carbonate	---	1.16	0.10	0.57	0.82
24	570330	Carpets and other floor coverings, of man-made textile materials, tufted "needle punched", . . .	---	1.07	0.51	0.74	0.56
25	271119	Gaseous hydrocarbons, liquefied, n.e.s. (excl. natural gas, propane, butane, ethylene, propylene, . . .	---	1.02	0.03	---	---
26	300490	Medicaments consisting of mixed or unmixed products for therapeutic or prophylactic purposes, . . .	---	1.01	0.73	1.21	0.34
27	480300	Toilet or facial tissue stock, towel or napkin stock and similar paper for household or sanitary . . .	---	0.97	0.01	---	---
28	120242	Groundnuts, shelled, whether or not broken (excl. seed for sowing, roasted or otherwise cooked)	---	0.97	0.67	0.82	0.55
29	71310	Dried, shelled peas "Pisum sativum", whether or not skinned or split	---	0.88	---	---	---
30	630260	Toilet linen and kitchen linen, of terry towelling or similar terry fabrics of cotton (excl. . . .	---	0.78	---	0.002	---
31	842649	Mobile cranes and works trucks fitted with a crane, self-propelled (excl. those on tyres and . . .	---	0.69	---	---	---
32	481092	Multi-ply paper and paperboard, coated on one or both sides with kaolin or other inorganic . . .	---	0.63	---	---	---
33	480524	Testliner "recycled liner board", uncoated, in rolls of a width > 36 cm or in square or rectangular . . .	---	0.63	---	---	---
34	842911	Self-propelled bulldozers and angledozers, track laying	---	0.52	0.02	---	---
35	480439	Kraft paper and paperboard, uncoated, in rolls of a width > 36 cm or in square or rectangular . . .	---	0.46	0.02	---	---
36	190230	Pasta, cooked or otherwise prepared (excl. stuffed)	---	0.45	0.07	0.20	0.12
37	870590	Special purpose motor vehicles (other than those principally designed for the transport of . . .	---	0.44	---	0.23	0.99
38	481890	Paper, cellulose wadding or webs of cellulose fibres, of a kind used for household or sanitary . . .	---	0.43	0.66	2.22	0.89
39	120241	Groundnuts, in shell (excl. seed for sowing, roasted or otherwise cooked)	---	0.36	0.71	2.27	1.96
40	630533	Sacks and bags, for the packing of goods, of polyethylene or polypropylene strip or the like . . .	---	0.35	0.60	0.50	0.29
41	480591	Paper and paperboard, uncoated, in rolls of a width > 36 cm or in square or rectangular sheets . . .	---	0.28	0.04	---	---
42	110812	Maize starch	---	0.28	0.03	0.01	---
43	842920	Self-propelled graders and levellers	---	0.25	0.01	---	---
44	846229	Bending, folding, straightening or flattening machines for flat products (excl. numerically . . .	---	0.19	---	---	---
45	190531	Sweet biscuits	---	0.18	0.08	0.37	0.13
46	100821	Millet seed for sowing (excl. grain sorghum)	---	0.16	0.11	0.06	0.13
47	40711	Fertilised eggs for incubation, of domestic fowls	---	0.15	0.12	0.29	0.05
48	842951	Self-propelled front-end shovel loaders	---	0.14	0.01	0.08	---
49	120400	Linseed, whether or not broken	---	0.13	0.20	---	---
50	40410	Whey and modified whey, whether or not concentrated or containing added sugar or other sweetening . . .	---	0.10	---	---	---

Source: International Trade Center

**Table: E.2.1 Afghanistan's Major Import Categories from Uzbekistan**

Rank	Hs Code	Commodity	2023	2022	2021	2020	2019
			\$ in Million	\$ in Million	\$ in Million	\$ in Million	\$ in Million
		<b>Total Imports</b>	<b>541.21<sup>Est</sup></b>	<b>524.96</b>	<b>493.90</b>	<b>570.57</b>	<b>454.35</b>
1	11	<b>Products of the milling industry; malt; starches; inulin; wheat gluten</b>	---	<b>268.80</b>	<b>281.04</b>	<b>217.62</b>	<b>104.43</b>
	110100	Wheat or meslin flour	---	268.53	281.01	217.54	104.33
	110812	Maize starch	---	0.28	0.03	0.01	---

Rank	Hs Code	Commodity	2023	2022	2021	2020	2019
			\$ in Million	\$ in Million	\$ in Million	\$ in Million	\$ in Million
<b>2</b>	<b>27</b>	<b>Mineral fuels, mineral oils and products of their distillation; bituminous substances; mineral ...</b>	---	<b>150.25</b>	<b>108.37</b>	<b>163.02</b>	<b>162.24</b>
	271600	Electrical energy	---	82.47	91.49	133.19	100.30
	271012	Light oils and preparations, of petroleum or bituminous minerals which >= 90% by volume "incl. . . .	---	33.01	6.59	14.47	35.68
	271112	Propane, liquefied	---	22.31	9.65	13.09	21.98
	271019	Medium oils and preparations, of petroleum or bituminous minerals, not containing biodiesel, . . .	---	11.40	0.61	2.27	4.28
	271119	Gaseous hydrocarbons, liquefied, n.e.s. (excl. natural gas, propane, butane, ethylene, propylene, . . .	---	1.02	0.03	---	---
<b>3</b>	<b>07</b>	<b>Edible vegetables and certain roots and tubers</b>	---	<b>27.59</b>	<b>24.66</b>	<b>45.73</b>	<b>54.33</b>
	71339	Dried, shelled beans "Vigna and Phaseolus", whether or not skinned or split (excl. beans of . . .	---	21.63	23.08	35.03	39.02
	71333	Dried, shelled kidney beans "Phaseolus vulgaris", whether or not skinned or split	---	3.06	0.66	0.93	1.12
	70310	Fresh or chilled onions and shallots	---	1.92	0.26	3.22	0.93
	71310	Dried, shelled peas "Pisum sativum", whether or not skinned or split	---	0.88	---	---	---
<b>4</b>	<b>15</b>	<b>Animal, vegetable or microbial fats and oils and their cleavage products; prepared edible fats; ...</b>	---	<b>25.19</b>	<b>1.79</b>	<b>16.44</b>	<b>0.35</b>
	151211	Crude sunflower-seed or safflower oil	---	11.41	0.26	2.20	0.02
	151790	Edible mixtures or preparations of animal or vegetable fats or oils and edible fractions of . . .	---	7.14	0.71	---	0.01
	151219	Sunflower-seed or safflower oil and their fractions, whether or not refined, but not chemically . . .	---	3.23	0.82	6.46	0.31
	151221	Crude cotton-seed oil	---	1.94	---	2.54	---
	151229	Cotton-seed oil and its fractions, whether or not refined, but not chemically modified (excl. . . .	---	1.46	---	5.16	0.01
<b>5</b>	<b>31</b>	<b>Fertilisers</b>	---	<b>18.92</b>	<b>23.39</b>	<b>14.27</b>	<b>24.04</b>
	310210	Urea, whether or not in aqueous solution (excl. that in tablets or similar forms, or in packages . . .	---	7.98	15.46	8.24	19.46
	310530	Diammonium hydrogenorthophosphate "diammonium phosphate" (excl. that in tablets or similar . . .	---	5.56	---	---	---
	310559	Mineral or chemical fertilisers containing the two fertilising elements nitrogen (excl. nitrate) . . .	---	5.39	5.16	6.03	4.55
<b>6</b>	<b>48</b>	<b>Paper and paperboard; articles of paper pulp, of paper or of paperboard</b>	---	<b>5.07</b>	<b>2.62</b>	<b>2.63</b>	<b>1.25</b>
	480519	Fluting paper, uncoated, in rolls of a width > 36 cm or in square or rectangular sheets with . . .	---	1.65	0.94	0.01	---
	480300	Toilet or facial tissue stock, towel or napkin stock and similar paper for household or sanitary . . .	---	0.97	0.01	---	---
	481092	Multi-ply paper and paperboard, coated on one or both sides with kaolin or other inorganic . . .	---	0.63	---	---	---
	480524	Testliner "recycled liner board", uncoated, in rolls of a width > 36 cm or in square or rectangular . . .	---	0.63	---	---	---
	480439	Kraft paper and paperboard, uncoated, in rolls of a width > 36 cm or in square or rectangular . . .	---	0.46	0.02	---	---
	481890	Paper, cellulose wadding or webs of cellulose fibres, of a kind used for household or sanitary . . .	---	0.43	0.66	2.22	0.89
	480591	Paper and paperboard, uncoated, in rolls of a width > 36 cm or in square or rectangular sheets . . .	---	0.28	0.04	---	---
<b>7</b>	<b>57</b>	<b>Carpets and other textile floor coverings</b>	---	<b>3.58</b>	<b>3.41</b>	<b>3.70</b>	<b>4.20</b>
	570242	Carpets and other floor coverings, of man-made textile materials, woven, not tufted or flopped, . . .	---	2.50	2.70	2.96	3.63
	570330	Carpets and other floor coverings, of man-made textile materials, tufted "needle punched", . . .	---	1.07	0.51	0.74	0.56
<b>8</b>	<b>04</b>	<b>Dairy produce; birds' eggs; natural honey; edible products of animal origin, not elsewhere ...</b>	---	<b>3.38</b>	<b>5.67</b>	<b>3.25</b>	<b>4.94</b>

Rank	Hs Code	Commodity	2023	2022	2021	2020	2019
			\$ in Million	\$ in Million	\$ in Million	\$ in Million	\$ in Million
	40721	Fresh eggs of domestic fowls, in shell (excl. fertilised for incubation)	---	3.09	5.46	2.79	4.59
	40711	Fertilised eggs for incubation, of domestic fowls	---	0.15	0.12	0.29	0.05
	40410	Whey and modified whey, whether or not concentrated or containing added sugar or other sweetening . . .	---	0.10	---	---	---
<b>9</b>	<b>87</b>	<b>Vehicles other than railway or tramway rolling stock, and parts and accessories thereof</b>	---	<b>2.51</b>	<b>10.83</b>	<b>5.68</b>	<b>8.94</b>
	870332	Motor cars and other motor vehicles principally designed for the transport of <10 persons, . . .	---	1.92	4.37	0.58	---
	870590	Special purpose motor vehicles (other than those principally designed for the transport of . . .	---	0.44	---	0.23	0.99
<b>10</b>	<b>84</b>	<b>Nuclear reactors, boilers, machinery and mechanical appliances; parts thereof</b>	---	<b>2.02</b>	<b>0.58</b>	<b>1.07</b>	<b>0.25</b>
	842649	Mobile cranes and works trucks fitted with a crane, self-propelled (excl. those on tyres and . . .	---	0.69	---	---	---
	842911	Self-propelled bulldozers and angledozers, track laying	---	0.52	0.02	---	---
	842920	Self-propelled graders and levellers	---	0.25	0.01	---	---
	846229	Bending, folding, straightening or flattening machines for flat products (excl. numerically . . .	---	0.19	---	---	---
	842951	Self-propelled front-end shovel loaders	---	0.14	0.01	0.08	---
<b>11</b>	<b>10</b>	<b>Cereals</b>	---	<b>1.68</b>	<b>0.61</b>	<b>1.04</b>	<b>13.13</b>
	100199	Wheat and meslin (excl. seed for sowing, and durum wheat)	---	1.51	0.21	0.78	12.97
	100821	Millet seed for sowing (excl. grain sorghum)	---	0.16	0.11	0.06	0.13
<b>12</b>	<b>20</b>	<b>Preparations of vegetables, fruit, nuts or other parts of plants</b>	---	<b>1.54</b>	<b>3.09</b>	<b>4.26</b>	<b>5.95</b>
	200819	Nuts and other seeds, incl. mixtures, prepared or preserved (excl. prepared or preserved with . . .	---	1.51	2.01	0.20	0.10
<b>13</b>	<b>12</b>	<b>Oil seeds and oleaginous fruits; miscellaneous grains, seeds and fruit; industrial or medicinal ...</b>	---	<b>1.53</b>	<b>2.33</b>	<b>5.16</b>	<b>4.18</b>
	120242	Groundnuts, shelled, whether or not broken (excl. seed for sowing, roasted or otherwise cooked)	---	0.97	0.67	0.82	0.55
	120241	Groundnuts, in shell (excl. seed for sowing, roasted or otherwise cooked)	---	0.36	0.71	2.27	1.96
	120400	Linseed, whether or not broken	---	0.13	0.20	---	---
<b>14</b>	<b>30</b>	<b>Pharmaceutical products</b>	---	<b>1.27</b>	<b>1.17</b>	<b>2.18</b>	<b>0.95</b>
	300490	Medicaments consisting of mixed or unmixed products for therapeutic or prophylactic purposes, . . .	---	1.01	0.73	1.21	0.34
<b>15</b>	<b>28</b>	<b>Inorganic chemicals; organic or inorganic compounds of precious metals, of rare-earth metals, ...</b>	---	<b>1.20</b>	<b>0.18</b>	<b>0.65</b>	<b>0.83</b>
	283620	Disodium carbonate	---	1.16	0.10	0.57	0.82
<b>16</b>	<b>63</b>	<b>Other made-up textile articles; sets; worn clothing and worn textile articles; rags</b>	---	<b>1.14</b>	<b>0.68</b>	<b>0.62</b>	<b>0.30</b>
	630260	Toilet linen and kitchen linen, of terry towelling or similar terry fabrics of cotton (excl. . . .	---	0.78	---	0.00	---
	630533	Sacks and bags, for the packing of goods, of polyethylene or polypropylene strip or the like . . .	---	0.35	0.60	0.50	0.29
<b>17</b>	<b>19</b>	<b>Preparations of cereals, flour, starch or milk; pastrycooks' products</b>	---	<b>0.85</b>	<b>1.19</b>	<b>1.83</b>	<b>0.35</b>
	190230	Pasta, cooked or otherwise prepared (excl. stuffed)	---	0.45	0.07	0.20	0.12
	190531	Sweet biscuits	---	0.18	0.08	0.37	0.13

Source: International Trade Center

Table: F.1 Afghanistan's Top 50 Product Exports to China

Rank	Hs Code	Commodity	2023	2022	2021	2020	2019
			\$ in Million	\$ in Million	\$ in Million	\$ in Million	\$ in Million
		<b>Total Exports</b>	<b>64.00</b>	<b>42.02</b>	<b>49.53</b>	<b>54.51</b>	<b>29.28</b>
1	080291	Fresh or dried pine nuts, in shell	57.24	34.22	---	---	---
2	081310	Dried apricots	3.32	2.78	1.01	1.43	1.42
3	510220	Coarse animal hair, neither carded nor combed (excl. wool, hair and bristles used in the manufacture . . .	1.46	1.33	1.97	0.51	0.80
4	710310	Precious stones and semi-precious stones, unworked or simply sawn or roughly shaped, whether . . .	0.84	0.60	0.38	0.04	0.02
5	570110	Carpets and other textile floor coverings, of wool or fine animal hair, knotted, whether or . . .	0.19	0.07	0.17	0.02	0.26
6	080620	Dried grapes	0.17	0.01	0.26	0.37	0.63
7	140490	Vegetable products n.e.s	0.13	0.28	0.11	0.02	0.04
8	570210	Kelem, Schumacks, Karamanie and similar hand-woven rugs, whether or not made up	0.13	0.02	0.03	0.00	0.03
9	510121	Shorn wool, degreased, non-carbonised, neither carded nor combed	0.09	---	---	---	---
10	670300	Human hair, dressed, thinned, bleached or otherwise worked; wool, other animal hair or other . . .	0.09	0.03	---	---	---
11	710399	Precious and semi-precious stones, worked, whether or not graded, but not strung, mounted or . . .	0.07	---	0.001	---	0.001
12	999999	Commodities not elsewhere specified	0.05	0.07	0.21	0.11	0.05
13	252610	Natural steatite, whether or not roughly trimmed or merely cut, by sawing or otherwise, into . . .	0.03	0.05	0.02	0.11	0.20
14	251512	Marble and travertine, merely cut, by sawing or otherwise, into blocks or slabs of a square . . .	0.02	---	---	---	---
15	970610	Antiques, over 250 years old	0.016	---	---	---	---
16	710391	Rubies, sapphires and emeralds, worked, whether or not graded, but not strung, mounted or set, . . .	0.014	0.01	0.51	0.17	0.37
17	570291	Carpets and other floor coverings, of wool or fine animal hair, woven, not tufted or flopped, . . .	0.011	---	0.02	---	---
18	401693	Gaskets, washers and other seals, of vulcanised rubber (excl. hard rubber and those of cellular . . .	0.011	0.003	---	---	---
19	330610	Dentifrices, incl. those used by dental practitioners	0.010	---	---	---	---
20	611011	Jerseys, pullovers, cardigans, waistcoats and similar articles, of wool, knitted or crocheted . . .	0.010	0.018	0.106	0.004	---
21	390422	Plasticised poly"vinyl chloride", in primary forms, mixed with other substances	0.010	0.019	0.021	0.012	0.004
22	842129	Machinery and apparatus for filtering or purifying liquids (excl. such machinery and apparatus . . .	0.008	---	---	---	---
23	330129	Essential oils, whether or not terpeneless, incl. concretes and absolutes (excl. those of citrus . . .	0.007	0.006	---	---	---
24	330499	Beauty or make-up preparations and preparations for the care of the skin (other than medicaments), . . .	0.006	---	---	0.002	0.008
25	620590	Men's or boys' shirts of textile materials (excl. of cotton or man-made fibres, knitted or . . .	0.006	---	---	---	---
26	491110	Trade advertising material, commercial catalogues and the like	0.005	---	---	---	---
27	854239	Electronic integrated circuits (excl. such as processors, controllers, memories and amplifiers)	0.004	0.004	0.004	---	---
28	252510	Crude mica and mica rifted into sheets or splittings	0.003	---	---	---	---
29	650699	Headgear, whether or not lined or trimmed, n.e.s.	0.003	---	---	---	0.001
30	420222	Handbags, whether or not with shoulder straps, incl. those without handles, with outer surface . . .	0.003	---	0.001	---	0.001
31	940199	Parts of seats, not of wood, n.e.s.	0.003	---	---	---	---
32	854121	Transistors with a dissipation rate < 1 W (excl. photosensitive transistors)	0.002	---	---	---	---
33	210690	Food preparations, n.e.s.	0.002	---	---	---	0.007

Rank	Hs Code	Commodity	2023	2022	2021	2020	2019
			\$ in Million	\$ in Million	\$ in Million	\$ in Million	\$ in Million
34	610343	Men's or boys' trousers, bib and brace overalls, breeches and shorts of synthetic fibres, knitted . . .	0.001	0.001	---	---	0.001
35	610910	T-shirts, singlets and other vests of cotton, knitted or crocheted	0.001	0.002	0.004	---	---
36	620520	Men's or boys' shirts of cotton (excl. knitted or crocheted, nightshirts, singlets and other . . .	0.001	---	---	---	---
37	620442	Women's or girls' dresses of cotton (excl. knitted or crocheted and petticoats)	0.001	0.001	0.001	---	---
38	620343	Men's or boys' trousers, bib and brace overalls, breeches and shorts of synthetic fibres (excl. . . .	0.001	0.003	---	---	---
39	853340	Electrical variable resistors, incl. rheostats and potentiometers (excl. wirewound variable . . .	0.001	---	---	---	---
40	650500	Hats and other headgear, knitted or crocheted, or made up from lace, felt or other textile . . .	0.001	0.001	---	---	0.001

Source: International Trade Center

**Table: F.1.1 Afghanistan's Major Export Categories to China**

Rank	Hs Code	Commodity	2023	2022	2021	2020	2019
			\$ in Million	\$ in Million	\$ in Million	\$ in Million	\$ in Million
		<b>Total Exports</b>	<b>64.00</b>	<b>42.02</b>	<b>49.53</b>	<b>54.51</b>	<b>29.28</b>
<b>1</b>	<b>08</b>	<b>Edible fruit and nuts; peel of citrus fruit or melons</b>	<b>60.72</b>	<b>37.01</b>	<b>44.98</b>	<b>51.38</b>	<b>21.88</b>
	080291	Fresh or dried pine nuts, in shell	57.24	34.22	---	---	---
	081310	Dried apricots	3.32	2.78	1.01	1.43	1.42
	080620	Dried grapes	0.17	0.01	0.26	0.37	0.63
<b>2</b>	<b>51</b>	<b>Wool, fine or coarse animal hair; horsehair yarn and woven fabric</b>	<b>1.55</b>	<b>1.34</b>	<b>2.08</b>	<b>0.61</b>	<b>1.22</b>
	510220	Coarse animal hair, neither carded nor combed (excl. wool, hair and bristles used in the manufacture . . .	1.46	1.33	1.97	0.51	0.80
	510121	Shorn wool, degreased, non-carbonised, neither carded nor combed	0.09	---	---	---	---
<b>3</b>	<b>71</b>	<b>Natural or cultured pearls, precious or semi-precious stones, precious metals, metals clad ...</b>	<b>0.94</b>	<b>0.61</b>	<b>0.90</b>	<b>0.22</b>	<b>0.40</b>
	710310	Precious stones and semi-precious stones, unworked or simply sawn or roughly shaped, whether . . .	0.84	0.60	0.38	0.04	0.02
	710399	Precious and semi-precious stones, worked, whether or not graded, but not strung, mounted or . . .	0.07	---	0.001	---	0.001
	710391	Rubies, sapphires and emeralds, worked, whether or not graded, but not strung, mounted or set, . . .	0.01	0.01	0.51	0.17	0.37
<b>4</b>	<b>57</b>	<b>Carpets and other textile floor coverings</b>	<b>0.33</b>	<b>0.09</b>	<b>0.21</b>	<b>0.03</b>	<b>0.29</b>
	570110	Carpets and other textile floor coverings, of wool or fine animal hair, knotted, whether or . . .	0.19	0.07	0.17	0.02	0.26
	570210	Kelem, Schumacks, Karamanie and similar hand-woven rugs, whether or not made up	0.13	0.02	0.03	0.00	0.03
	570291	Carpets and other floor coverings, of wool or fine animal hair, woven, not tufted or flopped, . . .	0.01	---	0.02	---	---
<b>5</b>	<b>14</b>	<b>Vegetable plaiting materials; vegetable products not elsewhere specified or included</b>	<b>0.13</b>	<b>0.28</b>	<b>0.11</b>	<b>0.02</b>	<b>0.04</b>
	140490	Vegetable products n.e.s	0.13	0.28	0.11	0.02	0.04
<b>6</b>	<b>67</b>	<b>Prepared feathers and down and articles made of feathers or of down; artificial flowers; articles ...</b>	<b>0.09</b>	<b>0.03</b>	<b>---</b>	<b>---</b>	<b>---</b>
	670300	Human hair, dressed, thinned, bleached or otherwise worked; wool, other animal hair or other . . .	0.09	0.03	---	---	---
<b>7</b>	<b>25</b>	<b>Salt; sulphur; earths and stone; plastering materials, lime and cement</b>	<b>0.06</b>	<b>0.27</b>	<b>0.02</b>	<b>0.24</b>	<b>0.76</b>
	252610	Natural steatite, whether or not roughly trimmed or merely cut, by sawing or otherwise, into . . .	0.03	0.05	0.02	0.11	0.20

Rank	Hs Code	Commodity	2023	2022	2021	2020	2019
			\$ in Million	\$ in Million	\$ in Million	\$ in Million	\$ in Million
	251512	Marble and travertine, merely cut, by sawing or otherwise, into blocks or slabs of a square . . .	0.02	---	---	---	---
	252510	Crude mica and mica rifted into sheets or splittings	0.003	---	---	---	---
<b>8</b>	<b>99</b>	<b>Commodities not elsewhere specified</b>	<b>0.05</b>	<b>0.07</b>	<b>0.21</b>	<b>0.11</b>	<b>0.05</b>
	999999	Commodities not elsewhere specified	0.05	0.07	0.21	0.11	0.05
<b>9</b>	<b>'33</b>	<b>Essential oils and resinoids; perfumery, cosmetic or toilet preparations</b>	<b>0.02</b>	<b>0.01</b>	---	<b>0.00</b>	<b>0.01</b>
	330610	Dentifrices, incl. those used by dental practitioners	0.01	---	---	---	---
	330129	Essential oils, whether or not terpeneless, incl. concretes and absolutes (excl. those of citrus . . .	0.007	0.006	---	---	---
	330499	Beauty or make-up preparations and preparations for the care of the skin (other than medicaments), . . .	0.006	---	---	0.002	0.008
<b>10</b>	<b>97</b>	<b>Works of art, collectors' pieces and antiques</b>	<b>0.016</b>	<b>0.004</b>	---	<b>0.001</b>	<b>0.021</b>
	970610	Antiques, over 250 years old	0.016	---	---	---	---
<b>11</b>	<b>61</b>	<b>Articles of apparel and clothing accessories, knitted or crocheted</b>	<b>0.013</b>	<b>0.032</b>	<b>0.12</b>	<b>0.007</b>	<b>0.008</b>
	611011	Jerseys, pullovers, cardigans, waistcoats and similar articles, of wool, knitted or crocheted . . .	0.01	0.018	0.106	0.004	---
	610343	Men's or boys' trousers, bib and brace overalls, breeches and shorts of synthetic fibres, knitted . . .	0.001	0.001	---	---	0.001
	610910	T-shirts, singlets and other vests of cotton, knitted or crocheted	0.001	0.002	0.004	---	---
<b>12</b>	<b>62</b>	<b>Articles of apparel and clothing accessories, not knitted or crocheted</b>	<b>0.013</b>	<b>0.014</b>	<b>0.023</b>	<b>0.014</b>	<b>0.003</b>
	620590	Men's or boys' shirts of textile materials (excl. of cotton or man-made fibres, knitted or . . .	0.006	---	---	---	---
	620520	Men's or boys' shirts of cotton (excl. knitted or crocheted, nightshirts, singlets and other . . .	0.001	---	---	---	---
	620442	Women's or girls' dresses of cotton (excl. knitted or crocheted and petticoats)	0.001	0.001	0.001	---	---
	620343	Men's or boys' trousers, bib and brace overalls, breeches and shorts of synthetic fibres (excl. . . .	0.001	0.003	---	---	---
<b>13</b>	<b>39</b>	<b>Plastics and articles thereof</b>	<b>0.011</b>	<b>0.051</b>	<b>0.023</b>	<b>0.022</b>	<b>0.004</b>
	390422	Plasticised poly"vinyl chloride", in primary forms, mixed with other substances	0.01	0.019	0.021	0.012	0.004
<b>14</b>	<b>40</b>	<b>Rubber and articles thereof</b>	<b>0.011</b>	<b>0.012</b>	---	---	---
	401693	Gaskets, washers and other seals, of vulcanised rubber (excl. hard rubber and those of cellular . . .	0.011	0.003	---	---	---
<b>15</b>	<b>85</b>	<b>Electrical machinery and equipment and parts thereof; sound recorders and reproducers, television ...</b>	<b>0.01</b>	<b>0.17</b>	<b>0.07</b>	<b>0.05</b>	<b>0.01</b>
	854239	Electronic integrated circuits (excl. such as processors, controllers, memories and amplifiers)	0.004	0.004	0.004	---	---
	854121	Transistors with a dissipation rate < 1 W (excl. photosensitive transistors)	0.002	---	---	---	---
	853340	Electrical variable resistors, incl. rheostats and potentiometers (excl. wirewound variable . . .	0.001	---	---	---	---
<b>16</b>	<b>84</b>	<b>Nuclear reactors, boilers, machinery and mechanical appliances; parts thereof</b>	<b>0.008</b>	<b>0.078</b>	<b>0.001</b>	<b>0.007</b>	<b>0.01</b>
	842129	Machinery and apparatus for filtering or purifying liquids (excl. such machinery and apparatus . . .	0.008	---	---	---	---
<b>17</b>	<b>49</b>	<b>Printed books, newspapers, pictures and other products of the printing industry; manuscripts, ...</b>	<b>0.005</b>	---	---	<b>0.003</b>	<b>0.001</b>
	491110	Trade advertising material, commercial catalogues and the like	0.005	---	---	---	---
<b>18</b>	<b>65</b>	<b>Headgear and parts thereof</b>	<b>0.004</b>	<b>0.001</b>	---	---	<b>0.002</b>
	650699	Headgear, whether or not lined or trimmed, n.e.s.	0.003	---	---	---	0.001
	650500	Hats and other headgear, knitted or crocheted, or made up from lace, felt or other textile . . .	0.001	0.001	---	---	0.001

Rank	Hs Code	Commodity	2023	2022	2021	2020	2019
			\$ in Million	\$ in Million	\$ in Million	\$ in Million	\$ in Million
19	42	Articles of leather; saddlery and harness; travel goods, handbags and similar containers; articles ...	0.004	0.001	0.015	0.003	0.001
	420222	Handbags, whether or not with shoulder straps, incl. those without handles, with outer surface . . .	0.003	---	0.001	---	0.001
20	94	Furniture; bedding, mattresses, mattress supports, cushions and similar stuffed furnishings; ...	0.003	---	0.001	---	---
	940199	Parts of seats, not of wood, n.e.s.	0.003	---	---	---	---
21	21	Miscellaneous edible preparations	0.002	---	---	---	0.007
	210690	Food preparations, n.e.s.	0.002	---	---	---	0.007

Source: International Trade Center

**Table: F.2 Afghanistan's Top 50 Product Imports from China**

Rank	Hs Code	Commodity	2023	2022	2021	2020	2019
			\$ in Million	\$ in Million	\$ in Million	\$ in Million	\$ in Million
		<b>Total Imports</b>	<b>1,269.78</b>	<b>553.08</b>	<b>474.45</b>	<b>500.68</b>	<b>599.80</b>
1	999999	Commodities not elsewhere specified	306.45	2.00	0.18	0.97	0.70
2	540752	Woven fabrics of yarn containing >= 85% by weight of textured polyester filaments, incl. monofilament . . .	96.59	27.43	15.21	30.25	50.45
3	401120	New pneumatic tyres, of rubber, of a kind used for buses and lorries (excl. tyres with lug, . . .	67.07	63.37	71.31	53.95	113.27
4	871120	Motorcycles, incl. mopeds, with reciprocating internal combustion piston engine of a cylinder . . .	64.18	40.17	24.06	22.26	12.33
5	551511	Woven fabrics containing predominantly, but < 85% polyester staple fibres by weight, mixed . . .	59.51	19.59	18.34	11.71	7.39
6	854143	Photovoltaic cells assembled in modules or made up into panels	55.71	14.79	---	---	---
7	540754	Woven fabrics of yarn containing >= 85% by weight of textured polyester filaments, incl. monofilament . . .	33.36	17.23	6.71	7.58	9.00
8	850440	Static converters	30.24	13.76	11.60	9.14	13.72
9	551219	Woven fabrics containing >= 85% polyester staple fibres by weight, dyed, made of yarn of different . . .	18.08	4.71	7.92	8.87	0.96
10	401110	New pneumatic tyres, of rubber, of a kind used for motor cars, incl. station wagons and racing . . .	15.69	10.42	7.94	6.26	12.80
11	851714	Telephones for cellular networks or for other wireless networks (excl. line telephone sets . . .	14.99	16.10	---	---	---
12	841370	Centrifugal pumps, power-driven (excl. those of subheading 8413.11 and 8413.19, fuel, lubricating . . .	11.59	9.63	6.86	4.56	5.55
13	551321	Plain woven fabrics containing predominantly, but < 85% polyester staple fibres by weight, . . .	8.39	0.17	0.30	0.46	0.19
14	551341	Plain woven fabrics containing predominantly, but < 85% polyester staple fibres by weight, . . .	7.55	---	---	---	---
15	871410	Parts and accessories of motorcycles, incl. mopeds, n.e.s.	7.20	4.76	5.84	5.61	4.97
16	851761	Base stations of apparatus for the transmission or reception of voice, images or other data	6.76	5.61	1.78	3.81	7.08
17	540761	Woven fabrics of yarn containing >= 85% by weight of non-textured polyester filaments, incl. . . .	5.86	0.78	0.43	0.40	1.54
18	851762	Machines for the reception, conversion and transmission or regeneration of voice, images or . . .	5.77	2.56	1.38	4.43	6.39
19	847150	Processing units for automatic data-processing machines, whether or not containing in the same . . .	5.54	1.15	0.09	0.47	0.84
20	551614	Woven fabrics containing >= 85% artificial staple fibres by weight, printed	5.00	0.36	0.49	0.92	0.05
21	870899	Parts and accessories, for tractors, motor vehicles for the transport of ten or more persons, . . .	4.97	4.83	3.36	3.02	3.11

Rank	Hs Code	Commodity	2023	2022	2021	2020	2019
			\$ in Million	\$ in Million	\$ in Million	\$ in Million	\$ in Million
22	852872	Reception apparatus for television, colour, whether or not incorporating radio-broadcast receivers . . .	4.88	4.58	4.38	9.65	11.46
23	870830	Brakes and servo-brakes and their parts, for tractors, motor vehicles for the transport of . . .	4.23	3.21	1.57	1.55	1.56
24	848210	Ball bearings	3.91	3.77	4.97	2.28	1.21
25	851679	Electro-thermic appliances, for domestic use (excl. hairdressing appliances and hand dryers, . . .	3.19	0.83	0.76	0.76	0.82
26	840890	Compression-ignition internal combustion piston engine "diesel or semi-diesel engine" (excl. . . .	2.96	2.52	2.54	1.44	0.88
27	841810	Combined refrigerator-freezers, with separate external doors or drawers, or combinations thereof	2.93	0.45	1.65	1.86	1.91
28	845221	Automatic sewing machines, industrial type	2.86	1.63	0.94	0.80	0.59
29	540769	Woven fabrics of yarn containing >= 85% by weight of mixtures of textured and non-textured . . .	2.74	0.08	---	0.13	---
30	551612	Woven fabrics containing >= 85% artificial staple fibres by weight, dyed	2.70	0.56	0.57	0.99	0.72
31	850760	Lithium-ion accumulators (excl. spent)	2.39	0.62	0.27	0.33	0.34
32	401140	New pneumatic tyres, of rubber, of a kind used for motorcycles	2.31	1.46	0.73	1.08	1.10
33	853952	Light-emitting diode "LED" lamps	2.18	1.35	---	---	---
34	840999	Parts suitable for use solely or principally with compression-ignition internal combustion . . .	2.12	1.62	2.38	1.45	1.43
35	841360	Rotary positive displacement pumps for liquids, power-driven (excl. those of subheading 8413.11 . . .	2.02	2.61	4.80	2.66	2.25
36	848220	Tapered roller bearings, incl. cone and tapered roller assemblies	2.01	1.80	0.31	1.48	---
37	840991	Parts suitable for use solely or principally with spark-ignition internal combustion piston . . .	1.98	1.88	1.13	0.90	1.36
38	850220	Generating sets with spark-ignition internal combustion piston engine	1.88	1.73	2.38	1.75	1.30
39	851779	Parts of telephone sets, telephones for cellular networks or for other wireless networks and . . .	1.60	0.72	---	---	---
40	841821	Household refrigerators, compression-type	1.54	0.43	1.22	0.80	0.37
41	847710	Injection-moulding machines for working rubber or plastics	1.45	1.50	1.83	1.41	1.36
42	851310	Portable electrical lamps designed to function by their own source of energy	1.33	1.52	0.34	0.27	0.59
43	854449	Electric conductors, for a voltage <= 1.000 V, insulated, not fitted with connectors, n.e.s.	1.21	0.67	0.70	0.36	1.10
44	401390	Inner tubes, of rubber (excl. those of a kind used on motor cars, incl. station wagons and . . .	1.16	1.21	0.32	0.39	0.75
45	540753	Woven fabrics of yarn containing >= 85% by weight of textured polyester filaments, incl. monofilament . . .	1.11	0.50	0.38	0.42	2.86
46	851660	Electric ovens, cookers, cooking plates and boiling rings, electric grillers and roasters, . . .	1.11	0.10	0.10	0.08	0.09
47	854142	Photovoltaic cells not assembled in modules or made up into panels	1.10	1.33	---	---	---
48	401692	Erasers, of vulcanised rubber (excl. hard rubber), conditioned (excl. those simply cut to rectangular . . .	1.09	0.31	0.03	0.01	0.01
49	870880	Suspension systems and parts thereof, incl. shock-absorbers, for tractors, motor vehicles for . . .	1.02	0.66	0.65	0.59	0.76
50	847780	Machinery for working rubber or plastics or for the manufacture of products from these materials, . . .	1.01	0.07	0.05	0.12	0.42

Source: International Trade Center

Table: F.2.1 Afghanistan's Major Import Categories from China

Rank	Hs Code	Commodity	2023	2022	2021	2020	2019
			\$ in Million	\$ in Million	\$ in Million	\$ in Million	\$ in Million
		<b>Total Imports</b>	<b>1,269.78</b>	<b>553.08</b>	<b>474.45</b>	<b>500.68</b>	<b>599.80</b>
<b>1</b>	<b>99</b>	<b>Commodities not elsewhere specified</b>	<b>306.45</b>	<b>2.00</b>	<b>0.18</b>	<b>0.97</b>	<b>0.70</b>
	999999	Commodities not elsewhere specified	306.45	2.00	0.18	0.97	0.70
<b>2</b>	<b>85</b>	<b>Electrical machinery and equipment and parts thereof; sound recorders and reproducers, television ...</b>	<b>153.06</b>	<b>80.90</b>	<b>85.13</b>	<b>86.63</b>	<b>108.08</b>
	854143	Photovoltaic cells assembled in modules or made up into panels	55.71	14.79	---	---	---
	850440	Static converters	30.24	13.76	11.60	9.14	13.72
	851714	Telephones for cellular networks or for other wireless networks (excl. line telephone sets . . .	14.99	16.10	---	---	---
	851761	Base stations of apparatus for the transmission or reception of voice, images or other data	6.76	5.61	1.78	3.81	7.08
	851762	Machines for the reception, conversion and transmission or regeneration of voice, images or . . .	5.77	2.56	1.38	4.43	6.39
	852872	Reception apparatus for television, colour, whether or not incorporating radio-broadcast receivers . . .	4.88	4.58	4.38	9.65	11.46
	851679	Electro-thermic appliances, for domestic use (excl. hairdressing appliances and hand dryers, . . .	3.19	0.83	0.76	0.76	0.82
	850760	Lithium-ion accumulators (excl. spent)	2.39	0.62	0.27	0.33	0.34
	853952	Light-emitting diode "LED" lamps	2.18	1.35	---	---	---
	850220	Generating sets with spark-ignition internal combustion piston engine	1.88	1.73	2.38	1.75	1.30
	851779	Parts of telephone sets, telephones for cellular networks or for other wireless networks and . . .	1.60	0.72	---	---	---
	851310	Portable electrical lamps designed to function by their own source of energy	1.33	1.52	0.34	0.27	0.59
	854449	Electric conductors, for a voltage <= 1.000 V, insulated, not fitted with connectors, n.e.s.	1.21	0.67	0.70	0.36	1.10
	851660	Electric ovens, cookers, cooking plates and boiling rings, electric grillers and roasters, . . .	1.11	0.10	0.10	0.08	0.09
	854142	Photovoltaic cells not assembled in modules or made up into panels	1.10	1.33	---	---	---
<b>3</b>	<b>54</b>	<b>Man-made filaments; strip and the like of man-made textile materials</b>	<b>141.29</b>	<b>46.70</b>	<b>24.54</b>	<b>41.50</b>	<b>66.01</b>
	540752	Woven fabrics of yarn containing >= 85% by weight of textured polyester filaments, incl. monofilament . . .	96.59	27.43	15.21	30.25	50.45
	540754	Woven fabrics of yarn containing >= 85% by weight of textured polyester filaments, incl. monofilament . . .	33.36	17.23	6.71	7.58	9.00
	540761	Woven fabrics of yarn containing >= 85% by weight of non-textured polyester filaments, incl. . . .	5.86	0.78	0.43	0.40	1.54
	540769	Woven fabrics of yarn containing >= 85% by weight of mixtures of textured and non-textured . . .	2.74	0.08	---	0.13	---
	540753	Woven fabrics of yarn containing >= 85% by weight of textured polyester filaments, incl. monofilament . . .	1.11	0.50	0.38	0.42	2.86
<b>4</b>	<b>55</b>	<b>Man-made staple fibres</b>	<b>102.20</b>	<b>25.77</b>	<b>28.04</b>	<b>25.15</b>	<b>15.21</b>
	551511	Woven fabrics containing predominantly, but < 85% polyester staple fibres by weight, mixed . . .	59.51	19.59	18.34	11.71	7.39
	551219	Woven fabrics containing >= 85% polyester staple fibres by weight, dyed, made of yarn of different . . .	18.08	4.71	7.92	8.87	0.96
	551321	Plain woven fabrics containing predominantly, but < 85% polyester staple fibres by weight, . . .	8.39	0.17	0.30	0.46	0.19
	551341	Plain woven fabrics containing predominantly, but < 85% polyester staple fibres by weight, . . .	7.55	---	---	---	---
	551614	Woven fabrics containing >= 85% artificial staple fibres by weight, printed	5.00	0.36	0.49	0.92	0.05
	551612	Woven fabrics containing >= 85% artificial staple fibres by weight, dyed	2.70	0.56	0.57	0.99	0.72
<b>5</b>	<b>40</b>	<b>Rubber and articles thereof</b>	<b>90.28</b>	<b>78.80</b>	<b>81.94</b>	<b>63.85</b>	<b>129.55</b>

Rank	Hs Code	Commodity	2023	2022	2021	2020	2019
			\$ in Million	\$ in Million	\$ in Million	\$ in Million	\$ in Million
	401120	New pneumatic tyres, of rubber, of a kind used for buses and lorries (excl. tyres with lug, . . .	67.07	63.37	71.31	53.95	113.27
	401110	New pneumatic tyres, of rubber, of a kind used for motor cars, incl. station wagons and racing . . .	15.69	10.42	7.94	6.26	12.80
	401140	New pneumatic tyres, of rubber, of a kind used for motorcycles	2.31	1.46	0.73	1.08	1.10
	401390	Inner tubes, of rubber (excl. those of a kind used on motor cars, incl. station wagons and . . .	1.16	1.21	0.32	0.39	0.75
	401692	Erasers, of vulcanised rubber (excl. hard rubber), conditioned (excl. those simply cut to rectangular . . .	1.09	0.31	0.03	0.01	0.01
<b>6</b>	<b>87</b>	<b>Vehicles other than railway or tramway rolling stock, and parts and accessories thereof</b>	<b>86.01</b>	<b>59.01</b>	<b>39.71</b>	<b>35.91</b>	<b>26.89</b>
	871120	Motorcycles, incl. mopeds, with reciprocating internal combustion piston engine of a cylinder . . .	64.18	40.17	24.06	22.26	12.33
	871410	Parts and accessories of motorcycles, incl. mopeds, n.e.s.	7.20	4.76	5.84	5.61	4.97
	870899	Parts and accessories, for tractors, motor vehicles for the transport of ten or more persons, . . .	4.97	4.83	3.36	3.02	3.11
	870830	Brakes and servo-brakes and their parts, for tractors, motor vehicles for the transport of . . .	4.23	3.21	1.57	1.55	1.56
	870880	Suspension systems and parts thereof, incl. shock-absorbers, for tractors, motor vehicles for . . .	1.02	0.66	0.65	0.59	0.76
<b>7</b>	<b>84</b>	<b>Nuclear reactors, boilers, machinery and mechanical appliances; parts thereof</b>	<b>72.97</b>	<b>49.82</b>	<b>47.16</b>	<b>41.46</b>	<b>58.68</b>
	841370	Centrifugal pumps, power-driven (excl. those of subheading 8413.11 and 8413.19, fuel, lubricating . . .	11.59	9.63	6.86	4.56	5.55
	847150	Processing units for automatic data-processing machines, whether or not containing in the same . . .	5.54	1.15	0.09	0.47	0.84
	848210	Ball bearings	3.91	3.77	4.97	2.28	1.21
	840890	Compression-ignition internal combustion piston engine "diesel or semi-diesel engine" (excl. . . .	2.96	2.52	2.54	1.44	0.88
	841810	Combined refrigerator-freezers, with separate external doors or drawers, or combinations thereof	2.93	0.45	1.65	1.86	1.91
	845221	Automatic sewing machines, industrial type	2.86	1.63	0.94	0.80	0.59
	840999	Parts suitable for use solely or principally with compression-ignition internal combustion . . .	2.12	1.62	2.38	1.45	1.43
	841360	Rotary positive displacement pumps for liquids, power-driven (excl. those of subheading 8413.11 . . .	2.02	2.61	4.80	2.66	2.25
	848220	Tapered roller bearings, incl. cone and tapered roller assemblies	2.01	1.80	0.31	1.48	---
	840991	Parts suitable for use solely or principally with spark-ignition internal combustion piston . . .	1.98	1.88	1.13	0.90	1.36
	841821	Household refrigerators, compression-type	1.54	0.43	1.22	0.80	0.37
	847710	Injection-moulding machines for working rubber or plastics	1.45	1.50	1.83	1.41	1.36
	847780	Machinery for working rubber or plastics or for the manufacture of products from these materials, . . .	1.01	0.07	0.05	0.12	0.42

Source: International Trade Center

**Table: G.1 Afghanistan's Top 50 Product Exports to Kazakhstan**

Rank	Hs Code	Commodity	2023	2022	2021	2020	2019
			\$ in Million	\$ in Million	\$ in Million	\$ in Million	\$ in Million
		<b>Total Exports</b>	<b>21.17</b>	<b>9.05</b>	<b>4.96</b>	<b>1.64</b>	<b>2.80</b>
1	220210	Waters, incl. mineral and aerated, with added sugar, sweetener or flavour, for direct consumption . . .	14.48	3.06	0.79	---	---
2	220299	Non-alcoholic beverages (excl. water, fruit or vegetable juices, milk and beer)	1.87	1.57	0.47	---	---
3	080620	Dried grapes	1.31	1.15	1.10	0.99	1.96
4	080610	Fresh grapes	0.73	---	---	---	---

Rank	Hs Code	Commodity	2023	2022	2021	2020	2019
			\$ in Million	\$ in Million	\$ in Million	\$ in Million	\$ in Million
5	121190	Plants, parts of plants, incl. seeds and fruits, used primarily in perfumery, in pharmacy or . . .	0.51	0.05	0.01	---	---
6	070310	Fresh or chilled onions and shallots	0.48	0.07	---	---	---
7	620312	Men's or boys' suits of synthetic fibres (excl. knitted or crocheted, tracksuits, ski suits . . .	0.30	0.01	0.01	0.04	0.02
8	761510	Table, kitchen or other household articles and parts thereof, and pot scourers and scouring . . .	0.27	0.26	0.65	0.17	---
9	710310	Precious stones and semi-precious stones, unworked or simply sawn or roughly shaped, whether . . .	0.22	0.003	---	---	---
10	081090	Fresh tamarinds, cashew apples, jackfruit, lychees, sapodillo plums, passion fruit, carambola, . . .	0.10	---	---	---	---
11	130212	Extracts of liquorice (excl. that with a sucrose content by weight of > 10% or in the form . . .	0.090	---	---	---	---
12	081310	Dried apricots	0.086	0.82	0.76	---	---
13	252620	Natural steatite and talc, crushed or powdered	0.080	0.07	0.05	---	---
14	360500	Matches (excl. pyrotechnic articles of heading 3604)	0.063	---	---	---	---
15	200989	Juice of fruit or vegetables, unfermented, whether or not containing added sugar or other sweetening . . .	0.061	0.20	---	---	---
16	100630	Semi-milled or wholly milled rice, whether or not polished or glazed	0.060	---	0.002	---	0.01
17	960310	Brooms and brushes, consisting of twigs or other vegetable materials bound together, with or . . .	0.041	0.06	0.03	0.01	0.03
18	070700	Cucumbers and gherkins, fresh or chilled	0.035	0.26	---	---	0.04
19	842490	Parts of fire extinguishers, spray guns and similar appliances, steam or sand blasting machines . . .	0.032	---	0.001	---	---
20	842410	Fire extinguishers, whether or not charged	0.031	---	---	---	---
21	620343	Men's or boys' trousers, bib and brace overalls, breeches and shorts of synthetic fibres (excl. . . .	0.028	0.001	0.002	---	0.003
22	940161	Upholstered seats, with wooden frames (excl. convertible into beds)	0.027	---	---	0.002	---
23	340111	Soap and organic surface-active products and preparations, in the form of bars, cakes, moulded . . .	0.025	---	---	---	---
24	120740	Sesamum seeds, whether or not broken	0.023	0.01	---	---	---
25	070200	Tomatoes, fresh or chilled	0.019	---	---	---	---
26	070410	Fresh or chilled cauliflowers and broccoli	0.016	---	---	---	---
27	340119	Soap and organic surface-active products and preparations, in the form of bars, cakes, moulded . . .	0.015	---	---	---	---
28	200520	Potatoes, prepared or preserved otherwise than by vinegar or acetic acid (excl. frozen)	0.014	---	0.02	---	---
29	680221	Marble, travertine and alabaster articles thereof, simply cut or sawn, with a flat or even . . .	0.014	0.02	---	---	---
30	190531	Sweet biscuits	0.013	0.02	---	---	---
31	090421	Fruits of the genus Capsicum or of the genus Pimenta, dried, neither crushed nor ground	0.013	---	---	---	---
32	081350	Mixtures of nuts or dried fruits	0.011	0.10	0.14	---	---
33	610520	Men's or boys' shirts of man-made fibres, knitted or crocheted (excl. nightshirts, T-shirts, . . .	0.010	---	---	---	---
34	210210	Active yeasts	0.010	---	---	---	---
35	070930	Fresh or chilled aubergines "eggplants"	0.009	---	---	---	---
36	080810	Fresh apples	0.008	---	---	---	---
37	620333	Men's or boys' jackets and blazers of synthetic fibres (excl. knitted or crocheted, and wind-jackets . . .	0.007	0.001	0.02	0.003	---
38	070490	Fresh or chilled cabbages, kohlrabi, kale and similar edible brassicas (excl. cauliflowers, . . .	0.006	0.24	0.01	---	0.03
39	200990	Mixtures of fruit juices, incl. grape must, and vegetable juices, unfermented, whether or not . . .	0.006	---	0.001	---	---
40	611030	Jerseys, pullovers, cardigans, waistcoats and similar articles, of man-made fibres, knitted . . .	0.006	---	---	---	---

Rank	Hs Code	Commodity	2023	2022	2021	2020	2019
			\$ in Million	\$ in Million	\$ in Million	\$ in Million	\$ in Million
41	070960	Fresh or chilled fruits of the genus Capsicum or Pimenta	0.005	---	0.002	---	---
42	845229	Sewing machines, industrial type (excl. automatic units)	0.004	---	---	---	---
43	540793	Woven fabrics of yarn containing predominantly, but < 85% synthetic filament by weight, incl. . . .	0.004	---	---	---	---
44	070420	Brussels sprouts, fresh or chilled	0.003	---	---	---	---
45	570210	Kelem, Schumacks, Karamanie and similar hand-woven rugs, whether or not made up	0.003	---	---	---	---
46	570210	Kelem, Schumacks, Karamanie and similar hand-woven rugs, whether or not made up	0.003	0.001	---	---	---
47	081340	Dried peaches, pears, papaws "papayas", tamarinds and other edible fruits (excl. nuts, bananas, . . .	0.002	0.03	0.003	---	0.001
48	070993	Fresh or chilled pumpkins, squash and gourds "Cucurbita spp."	0.002	---	---	---	0.001
49	940360	Wooden furniture (excl. for offices, kitchens and bedrooms, and seats)	0.002	---	---	---	---
50	190590	Bread, pastry, cakes, biscuits and other bakers' wares, whether or not containing cocoa; communion . . .	0.001	0.01	0.003	---	---

Source: International Trade Center

**Table: G.1.1 Afghanistan's Major Export Categories to Kazakhstan**

Rank	Hs Code	Commodity	2023	2022	2021	2020	2019
			\$ in Million	\$ in Million	\$ in Million	\$ in Million	\$ in Million
		<b>Total Exports</b>	<b>21.17</b>	<b>9.05</b>	<b>4.96</b>	<b>1.64</b>	<b>2.80</b>
<b>1</b>	<b>22</b>	<b>Beverages, spirits and vinegar</b>	<b>16.35</b>	<b>4.63</b>	<b>1.27</b>	---	---
	220299	Non-alcoholic beverages (excl. water, fruit or vegetable juices, milk and beer)	1.87	1.57	0.47	---	---
	220210	Waters, incl. mineral and aerated, with added sugar, sweetener or flavour, for direct consumption . . .	14.48	3.06	0.79	---	---
<b>2</b>	<b>08</b>	<b>Edible fruit and nuts; peel of citrus fruit or melons</b>	<b>2.25</b>	<b>2.26</b>	<b>2.15</b>	<b>1.26</b>	<b>1.97</b>
	080610	Fresh grapes	0.73	---	---	---	---
	080620	Dried grapes	1.31	1.15	1.10	0.99	1.96
	081090	Fresh tamarinds, cashew apples, jackfruit, lychees, sapodillo plums, passion fruit, carambola, . . .	0.10	---	---	---	---
	081310	Dried apricots	0.09	0.82	0.76	---	---
	081350	Mixtures of nuts or dried fruits	0.01	0.10	0.14	---	---
	081340	Dried peaches, pears, papaws "papayas", tamarinds and other edible fruits (excl. nuts, bananas, . . .	0.002	0.03	0.003	---	0.001
	080810	Fresh apples	0.01	---	---	---	---
<b>3</b>	<b>07</b>	<b>Edible vegetables and certain roots and tubers</b>	<b>0.57</b>	<b>0.63</b>	<b>0.33</b>	---	<b>0.07</b>
	070310	Fresh or chilled onions and shallots	0.48	0.07	---	---	---
	070700	Cucumbers and gherkins, fresh or chilled	0.04	0.26	---	---	0.04
	070410	Fresh or chilled cauliflowers and broccoli	0.02	---	---	---	---
	070490	Fresh or chilled cabbages, kohlrabi, kale and similar edible brassicas (excl. cauliflowers, . . .	0.01	0.24	0.01	---	0.03
	070420	Brussels sprouts, fresh or chilled	0.003	---	---	---	---
	070200	Tomatoes, fresh or chilled	0.02	---	---	---	---
	070930	Fresh or chilled aubergines "eggplants"	0.01	---	---	---	---
	070960	Fresh or chilled fruits of the genus Capsicum or Pimenta	0.01	---	0.002	---	---
	070993	Fresh or chilled pumpkins, squash and gourds "Cucurbita spp."	0.002	---	---	---	0.001
<b>4</b>	<b>12</b>	<b>Oil seeds and oleaginous fruits; miscellaneous grains, seeds and fruit; industrial or medicinal ...</b>	<b>0.53</b>	<b>0.06</b>	<b>0.01</b>	---	---
	121190	Plants, parts of plants, incl. seeds and fruits, used primarily in perfumery, in pharmacy or . . .	0.51	0.05	0.01	---	---

Rank	Hs Code	Commodity	2023	2022	2021	2020	2019
			\$ in Million	\$ in Million	\$ in Million	\$ in Million	\$ in Million
	120740	Sesamum seeds, whether or not broken	0.02	0.01	---	---	---
5	62	<b>Articles of apparel and clothing accessories, not knitted or crocheted</b>	0.34	0.01	0.06	0.04	0.05
	620312	Men's or boys' suits of synthetic fibres (excl. knitted or crocheted, tracksuits, ski suits . . .	0.30	0.01	0.01	0.04	0.02
	620343	Men's or boys' trousers, bib and brace overalls, breeches and shorts of synthetic fibres (excl. . . .	0.03	0.001	0.002	---	0.003
	620333	Men's or boys' jackets and blazers of synthetic fibres (excl. knitted or crocheted, and wind-jackets . . .	0.01	0.001	0.02	0.003	---
6	76	<b>Aluminium and articles thereof</b>	0.27	0.26	0.65	0.17	---
	761510	Table, kitchen or other household articles and parts thereof, and pot scourers and scouring . . .	0.27	0.26	0.65	0.17	---
7	71	<b>Natural or cultured pearls, precious or semi-precious stones, precious metals, metals clad ...</b>	0.23	0.003	---	---	---
	710310	Precious stones and semi-precious stones, unworked or simply sawn or roughly shaped, whether . . .	0.22	0.003	---	---	---
8	13	<b>Lac; gums, resins and other vegetable saps and extracts</b>	0.09	---	---	---	---
	130212	Extracts of liquorice (excl. that with a sucrose content by weight of > 10% or in the form . . .	0.09	---	---	---	---
9	20	<b>Preparations of vegetables, fruit, nuts or other parts of plants</b>	0.08	0.29	0.02	---	---
	200989	Juice of fruit or vegetables, unfermented, whether or not containing added sugar or other sweetening . . .	0.06	0.20	---	---	---
	200990	Mixtures of fruit juices, incl. grape must, and vegetable juices, unfermented, whether or not . . .	0.006	---	0.001	---	---
	200520	Potatoes, prepared or preserved otherwise than by vinegar or acetic acid (excl. frozen)	0.014	---	0.02	---	---
10	25	<b>Salt; sulphur; earths and stone; plastering materials, lime and cement</b>	0.08	0.07	0.05	0.02	0.04
	252620	Natural steatite and talc, crushed or powdered	0.08	0.07	0.05	---	---
11	84	<b>Nuclear reactors, boilers, machinery and mechanical appliances; parts thereof</b>	0.07	0.01	0.06	---	0.02
	842490	Parts of fire extinguishers, spray guns and similar appliances, steam or sand blasting machines . . .	0.032	---	0.001	---	---
	842410	Fire extinguishers, whether or not charged	0.031	---	---	---	---
	845229	Sewing machines, industrial type (excl. automatic units)	0.004	---	---	---	---
12	36	<b>Explosives; pyrotechnic products; matches; pyrophoric alloys; certain combustible preparations</b>	0.06	---	---	---	---
	360500	Matches (excl. pyrotechnic articles of heading 3604)	0.06	---	---	---	---
13	10	<b>Cereals</b>	0.06	---	0.002	---	0.01
	100630	Semi-milled or wholly milled rice, whether or not polished or glazed	0.06	---	0.002	---	0.01
14	96	<b>Miscellaneous manufactured articles</b>	0.04	0.06	0.03	0.01	0.03
	960310	Brooms and brushes, consisting of twigs or other vegetable materials bound together, with or . . .	0.04	0.06	0.03	0.01	0.03
15	34	<b>Soap, organic surface-active agents, washing preparations, lubricating preparations, artificial ...</b>	0.04	---	---	---	---
	340111	Soap and organic surface-active products and preparations, in the form of bars, cakes, moulded . . .	0.03	---	---	---	---
	340119	Soap and organic surface-active products and preparations, in the form of bars, cakes, moulded . . .	0.02	---	---	---	---
16	94	<b>Furniture; bedding, mattresses, mattress supports, cushions and similar stuffed furnishings; ...</b>	0.03	0.01	0.001	0.002	---
	940161	Upholstered seats, with wooden frames (excl. convertible into beds)	0.03	---	---	0.002	---
	940360	Wooden furniture (excl. for offices, kitchens and bedrooms, and seats)	0.002	---	---	---	---
17	61	<b>Articles of apparel and clothing accessories, knitted or crocheted</b>	0.02	0.003	0.001	---	0.01

Rank	Hs Code	Commodity	2023	2022	2021	2020	2019
			\$ in Million	\$ in Million	\$ in Million	\$ in Million	\$ in Million
	610520	Men's or boys' shirts of man-made fibres, knitted or crocheted (excl. nightshirts, T-shirts, . . .	0.01	---	---	---	---
	611030	Jerseys, pullovers, cardigans, waistcoats and similar articles, of man-made fibres, knitted . . .	0.01	---	---	---	---
18	68	<b>Articles of stone, plaster, cement, asbestos, mica or similar materials</b>	0.01	0.02	---	---	---
	680221	Marble, travertine and alabaster articles thereof, simply cut or sawn, with a flat or even . . .	0.01	0.02	---	---	---
19	19	<b>Preparations of cereals, flour, starch or milk; pastrycooks' products</b>	0.01	0.02	---	---	---
	190531	Sweet biscuits	0.013	0.02	---	---	---
	190590	Bread, pastry, cakes, biscuits and other bakers' wares, whether or not containing cocoa; communion . . .	0.001	0.01	0.003	---	---
20	09	<b>Coffee, tea, maté and spices</b>	0.013	0.09	0.01	---	0.01
	090421	Fruits of the genus Capsicum or of the genus Pimenta, dried, neither crushed nor ground	0.013	---	---	---	---
21	21	<b>Miscellaneous edible preparations</b>	0.010	---	---	---	---
	210210	Active yeasts	0.010	---	---	---	---
22	57	<b>Carpets and other textile floor coverings</b>	0.006	0.02	---	---	0.04
	570210	Kelem, Schumacks, Karamanie and similar hand-woven rugs, whether or not made up	0.003	---	---	---	---
	570210	Kelem, Schumacks, Karamanie and similar hand-woven rugs, whether or not made up	0.003	0.001	---	---	---
23	54	<b>Man-made filaments; strip and the like of man-made textile materials</b>	0.004	---	---	---	---
	540793	Woven fabrics of yarn containing predominantly, but < 85% synthetic filament by weight, incl. . . .	0.004	---	---	---	---

Source: International Trade Center

**Table: G.2 Afghanistan's Top 50 Product Imports from Kazakhstan**

Rank	Hs Code	Commodity	2023	2022	2021	2020	2019
			\$ in Million	\$ in Million	\$ in Million	\$ in Million	\$ in Million
		<b>Total Imports</b>	<b>615.51</b>	<b>978.89</b>	<b>469.38</b>	<b>621.93</b>	<b>399.36</b>
1	110100	Wheat or meslin flour	368.02	554.40	277.22	333.94	221.36
2	100199	Wheat and meslin (excl. seed for sowing, and durum wheat)	109.32	194.22	130.95	105.59	54.06
3	720917	Flat-rolled products of iron or non-alloy steel, of a width of >= 600 mm, in coils, simply . . .	18.41	18.15	7.42	9.93	0.82
4	071310	Dried, shelled peas "Pisum sativum", whether or not skinned or split	18.32	30.37	8.93	7.62	6.58
5	120400	Linseed, whether or not broken	13.88	31.13	3.94	10.12	14.33
6	310559	Mineral or chemical fertilisers containing the two fertilising elements nitrogen (excl. nitrate) . . .	12.79	11.81	3.44	6.95	8.24
7	271112	Propane, liquefied	11.89	31.66	10.79	28.32	33.39
8	151219	Sunflower-seed or safflower oil and their fractions, whether or not refined, but not chemically . . .	11.30	16.69	2.33	3.50	1.16
9	151211	Crude sunflower-seed or safflower oil	9.08	10.80	1.21	1.29	1.71
10	721049	Flat-rolled products of iron or non-alloy steel, of a width of >= 600 mm, hot-rolled or cold-rolled . . .	5.30	10.06	0.25	4.44	1.95
11	240220	Cigarettes, containing tobacco	4.25	2.05	2.60	2.53	5.19
12	040721	Fresh eggs of domestic fowls, in shell (excl. fertilised for incubation)	3.52	4.64	5.03	1.87	2.76
13	720839	Flat-rolled products of iron or non-alloy steel, of a width of >= 600 mm, in coils, simply . . .	3.43	19.41	1.74	8.44	0.88
14	720916	Flat-rolled products of iron or non-alloy steel, of a width of >= 600 mm, in coils, simply . . .	3.14	6.92	2.76	3.99	1.36
15	720918	Flat-rolled products of iron or non-alloy steel, of a width of >= 600 mm, in coils, simply . . .	2.36	4.91	0.54	0.26	1.12

Rank	Hs Code	Commodity	2023	2022	2021	2020	2019
			\$ in Million	\$ in Million	\$ in Million	\$ in Million	\$ in Million
16	100390	Barley (excl. seed for sowing)	1.96	1.79	1.19	0.79	0.59
17	720852	Flat-rolled products of iron or non-alloy steel, of a width of >= 600 mm, not in coils, simply . . .	1.67	0.29	---	0.06	---
18	170199	Cane or beet sugar and chemically pure sucrose, in solid form (excl. cane and beet sugar containing . . .	1.45	---	---	1.11	---
19	120510	Low erucic acid rape or colza seeds "yielding a fixed oil which has an erucic acid content . . .	1.13	0.86	0.50	0.38	0.08
20	071340	Dried, shelled lentils, whether or not skinned or split	1.10	1.26	0.73	1.82	2.22
21	120190	Soya beans, whether or not broken (excl. seed for sowing)	1.02	0.19	0.25	2.34	0.99
22	120760	Safflower "Carthamus tinctorius" seeds	0.79	0.55	0.11	0.34	0.13
23	100119	Durum wheat (excl. seed for sowing)	0.75	---	---	11.06	2.80
24	721070	Flat products of iron or non-alloy steel, of a width of >= 600 mm, hot-rolled or cold-rolled . . .	0.74	---	---	---	---
25	271113	Butanes, liquefied (excl. of a purity of >= 95% of N-butane or isobutane)	0.72	7.14	0.44	10.97	11.12
26	040729	Fresh birds' eggs, in shell (excl. of domestic fowls, and fertilised for incubation)	0.70	0.66	0.52	0.35	0.57
27	720927	Flat-rolled products of iron or non-alloy steel, of a width of >= 600 mm, not in coils, simply . . .	0.67	0.35	0.10	1.57	0.03
28	071320	Dried, shelled chickpeas "garbanzos", whether or not skinned or split	0.63	0.13	0.00	0.02	0.42
29	720926	Flat-rolled products of iron or non-alloy steel, of a width of >= 600 mm, not in coils, simply . . .	0.44	0.09	0.10	1.16	0.03
30	100490	Oats (excl. seed for sowing)	0.42	0.29	---	0.92	1.05
31	530130	Flax tow and waste, incl. yarn waste and garnetted stock	0.42	0.32	---	---	---
32	230630	Oilcake and other solid residues, whether or not ground or in the form of pellets, resulting . . .	0.41	---	---	---	0.04
33	100610	Rice in the husk, "paddy" or rough	0.40	---	---	---	---
34	720853	Flat-rolled products of iron or non-alloy steel, of a width of >= 600 mm, not in coils, simply . . .	0.40	0.09	---	---	---
35	070310	Fresh or chilled onions and shallots	0.36	0.94	---	0.33	0.42
36	110429	Grains of cereals, hulled, pearled, sliced, kibbled or otherwise worked (excl. rolled, flaked, . . .	0.34	---	0.13	---	---
37	720854	Flat-rolled products of iron or non-alloy steel, of a width of >= 600 mm, not in coils, simply . . .	0.34	0.49	---	0.06	0.18
38	860210	Diesel-electric locomotives	0.29	---	---	---	---
39	720851	Flat-rolled products of iron or non-alloy steel, of a width >= 600 mm, not in coils, simply . . .	0.27	---	---	0.00	---
40	230400	Oilcake and other solid residues, whether or not ground or in the form of pellets, resulting . . .	0.24	---	---	0.04	0.03
41	070320	Garlic, fresh or chilled	0.23	---	---	---	---
42	230620	Oilcake and other solid residues, whether or not ground or in the form of pellets, resulting . . .	0.22	---	---	---	0.02
43	120600	Sunflower seeds, whether or not broken	0.21	1.31	0.91	0.01	0.82
44	271119	Gaseous hydrocarbons, liquefied, n.e.s. (excl. natural gas, propane, butane, ethylene, propylene, . . .	0.21	---	1.58	11.09	8.68
45	110811	Wheat starch	0.10	0.05	0.04	---	---
46	721012	Flat-rolled products of iron or non-alloy steel, of a width of >= 600 mm, hot-rolled or cold-rolled . . .	0.10	---	0.12	0.06	0.48
47	151221	Crude cotton-seed oil	0.07	0.35	---	---	---
48	100821	Millet seed for sowing (excl. grain sorghum)	0.06	---	---	---	---
49	151229	Cotton-seed oil and its fractions, whether or not refined, but not chemically modified (excl. . . .	0.043	0.91	0.10	---	---
50	100860	Triticale	0.041	0.14	---	---	---

Source: International Trade Center

**Table: G.2.1 Afghanistan's Major Import Categories from Kazakhstan**

Rank	Hs Code	Commodity	2023	2022	2021	2020	2019
			\$ in Million	\$ in Million	\$ in Million	\$ in Million	\$ in Million
		<b>Total Imports</b>	<b>615.51</b>	<b>978.89</b>	<b>469.38</b>	<b>621.93</b>	<b>399.36</b>
<b>1</b>	<b>11</b>	<b>Products of the milling industry; malt; starches; inulin; wheat gluten</b>	<b>368.46</b>	<b>554.45</b>	<b>277.39</b>	<b>333.94</b>	<b>221.36</b>
	110100	Wheat or meslin flour	368.02	554.40	277.22	333.94	221.36
	110429	Grains of cereals, hulled, pearled, sliced, kibbled or otherwise worked (excl. rolled, flaked, . . .	0.34	---	0.13	---	---
	110811	Wheat starch	0.10	0.05	0.04	---	---
<b>2</b>	<b>10</b>	<b>Cereals</b>	<b>112.96</b>	<b>199.61</b>	<b>132.64</b>	<b>119.18</b>	<b>58.74</b>
	100199	Wheat and meslin (excl. seed for sowing, and durum wheat)	109.32	194.22	130.95	105.59	54.06
	100390	Barley (excl. seed for sowing)	1.96	1.79	1.19	0.79	0.59
	100119	Durum wheat (excl. seed for sowing)	0.75	---	---	11.06	2.80
	100490	Oats (excl. seed for sowing)	0.42	0.29	---	0.92	1.05
	100610	Rice in the husk, "paddy" or rough	0.40	---	---	---	---
	100821	Millet seed for sowing (excl. grain sorghum)	0.06	---	---	---	---
	100860	Triticale	0.04	0.14	---	---	---
<b>3</b>	<b>72</b>	<b>Iron and steel</b>	<b>37.25</b>	<b>61.60</b>	<b>13.02</b>	<b>30.32</b>	<b>7.34</b>
	720917	Flat-rolled products of iron or non-alloy steel, of a width of >= 600 mm, in coils, simply . . .	18.41	18.15	7.42	9.93	0.82
	721049	Flat-rolled products of iron or non-alloy steel, of a width of >= 600 mm, hot-rolled or cold-rolled . . .	5.30	10.06	0.25	4.44	1.95
	720839	Flat-rolled products of iron or non-alloy steel, of a width of >= 600 mm, in coils, simply . . .	3.43	19.41	1.74	8.44	0.88
	720916	Flat-rolled products of iron or non-alloy steel, of a width of >= 600 mm, in coils, simply . . .	3.14	6.92	2.76	3.99	1.36
	720918	Flat-rolled products of iron or non-alloy steel, of a width of >= 600 mm, in coils, simply . . .	2.36	4.91	0.54	0.26	1.12
	720852	Flat-rolled products of iron or non-alloy steel, of a width of >= 600 mm, not in coils, simply . . .	1.67	0.29	---	0.06	---
	721070	Flat products of iron or non-alloy steel, of a width of >= 600 mm, hot-rolled or cold-rolled . . .	0.74	---	---	---	---
	720927	Flat-rolled products of iron or non-alloy steel, of a width of >= 600 mm, not in coils, simply . . .	0.67	0.35	0.10	1.57	0.03
	720926	Flat-rolled products of iron or non-alloy steel, of a width of >= 600 mm, not in coils, simply . . .	0.44	0.09	0.10	1.16	0.03
	720853	Flat-rolled products of iron or non-alloy steel, of a width of >= 600 mm, not in coils, simply . . .	0.40	0.09	---	---	---
	720854	Flat-rolled products of iron or non-alloy steel, of a width of >= 600 mm, not in coils, simply . . .	0.34	0.49	---	0.06	0.18
	720851	Flat-rolled products of iron or non-alloy steel, of a width >= 600 mm, not in coils, simply . . .	0.27	---	---	0.00	---
	721012	Flat-rolled products of iron or non-alloy steel, of a width of >= 600 mm, hot-rolled or cold-rolled . . .	0.10	---	0.12	0.06	0.48
<b>4</b>	<b>07</b>	<b>Edible vegetables and certain roots and tubers</b>	<b>20.67</b>	<b>32.71</b>	<b>9.71</b>	<b>9.79</b>	<b>9.67</b>
	071310	Dried, shelled peas "Pisum sativum", whether or not skinned or split	18.32	30.37	8.93	7.62	6.58
	071340	Dried, shelled lentils, whether or not skinned or split	1.10	1.26	0.73	1.82	2.22
	071320	Dried, shelled chickpeas "garbanzos", whether or not skinned or split	0.63	0.13	0.00	0.02	0.42
	070310	Fresh or chilled onions and shallots	0.36	0.94	---	0.33	0.42
	070320	Garlic, fresh or chilled	0.23	---	---	---	---
<b>5</b>	<b>15</b>	<b>Animal, vegetable or microbial fats and oils and their cleavage products; prepared edible fats; ...</b>	<b>20.53</b>	<b>31.55</b>	<b>4.28</b>	<b>4.97</b>	<b>2.87</b>
	151219	Sunflower-seed or safflower oil and their fractions, whether or not refined, but not chemically . . .	11.30	16.69	2.33	3.50	1.16
	151211	Crude sunflower-seed or safflower oil	9.08	10.80	1.21	1.29	1.71

Rank	Hs Code	Commodity	2023	2022	2021	2020	2019
			\$ in Million	\$ in Million	\$ in Million	\$ in Million	\$ in Million
	151221	Crude cotton-seed oil	0.07	0.35	---	---	---
	151229	Cotton-seed oil and its fractions, whether or not refined, but not chemically modified (excl. . . .	0.04	0.91	0.10	---	---
<b>6</b>	<b>12</b>	<b>Oil seeds and oleaginous fruits; miscellaneous grains, seeds and fruit; industrial or medicinal ...</b>	<b>17.10</b>	<b>34.67</b>	<b>6.17</b>	<b>13.21</b>	<b>16.38</b>
	120400	Linseed, whether or not broken	13.88	31.13	3.94	10.12	14.33
	120510	Low erucic acid rape or colza seeds "yielding a fixed oil which has an erucic acid content . . .	1.13	0.86	0.50	0.38	0.08
	120190	Soya beans, whether or not broken (excl. seed for sowing)	1.02	0.19	0.25	2.34	0.99
	120760	Safflower "Carthamus tinctorius" seeds	0.79	0.55	0.11	0.34	0.13
	120600	Sunflower seeds, whether or not broken	0.21	1.31	0.91	0.01	0.82
<b>7</b>	<b>27</b>	<b>Mineral fuels, mineral oils and products of their distillation; bituminous substances; mineral ...</b>	<b>12.93</b>	<b>38.89</b>	<b>12.82</b>	<b>95.31</b>	<b>61.93</b>
	271112	Propane, liquefied	11.89	31.66	10.79	28.32	33.39
	271113	Butanes, liquefied (excl. of a purity of >= 95% of N-butane or isobutane)	0.72	7.14	0.44	10.97	11.12
	271119	Gaseous hydrocarbons, liquefied, n.e.s. (excl. natural gas, propane, butane, ethylene, propylene, . . .	0.21	---	1.58	11.09	8.68
<b>8</b>	<b>31</b>	<b>Fertilisers</b>	<b>12.79</b>	<b>12.80</b>	<b>3.44</b>	<b>6.95</b>	<b>8.24</b>
	310559	Mineral or chemical fertilisers containing the two fertilising elements nitrogen (excl. nitrate) . . .	12.79	11.81	3.44	6.95	8.24
<b>9</b>	<b>04</b>	<b>Dairy produce; birds' eggs; natural honey; edible products of animal origin, not elsewhere ...</b>	<b>4.32</b>	<b>5.31</b>	<b>5.69</b>	<b>2.41</b>	<b>3.34</b>
	040721	Fresh eggs of domestic fowls, in shell (excl. fertilised for incubation)	3.52	4.64	5.03	1.87	2.76
	040729	Fresh birds' eggs, in shell (excl. of domestic fowls, and fertilised for incubation)	0.70	0.66	0.52	0.35	0.57
<b>10</b>	<b>24</b>	<b>Tobacco and manufactured tobacco substitutes; products, whether or not containing nicotine, ...</b>	<b>4.25</b>	<b>2.05</b>	<b>2.60</b>	<b>2.53</b>	<b>5.19</b>
	240220	Cigarettes, containing tobacco	4.25	2.05	2.60	2.53	5.19
<b>11</b>	<b>17</b>	<b>Sugars and sugar confectionery</b>	<b>1.66</b>	<b>0.25</b>	<b>0.12</b>	<b>1.35</b>	<b>0.19</b>
	170199	Cane or beet sugar and chemically pure sucrose, in solid form (excl. cane and beet sugar containing . . .	1.45	---	---	1.11	---
<b>12</b>	<b>23</b>	<b>Residues and waste from the food industries; prepared animal fodder</b>	<b>1.07</b>	<b>0.13</b>	<b>0.22</b>	<b>0.07</b>	<b>0.16</b>
	230630	Oilcake and other solid residues, whether or not ground or in the form of pellets, resulting . . .	0.41	---	---	---	0.04
	230400	Oilcake and other solid residues, whether or not ground or in the form of pellets, resulting . . .	0.24	---	---	0.04	0.03
	230620	Oilcake and other solid residues, whether or not ground or in the form of pellets, resulting . . .	0.22	---	---	---	0.02
<b>13</b>	<b>53</b>	<b>Other vegetable textile fibres; paper yarn and woven fabrics of paper yarn</b>	<b>0.42</b>	<b>0.32</b>	<b>---</b>	<b>---</b>	<b>---</b>
	530130	Flax tow and waste, incl. yarn waste and garnetted stock	0.42	0.32	---	---	---
<b>14</b>	<b>86</b>	<b>Railway or tramway locomotives, rolling stock and parts thereof; railway or tramway track fixtures ...</b>	<b>0.29</b>	<b>---</b>	<b>---</b>	<b>---</b>	<b>---</b>
	860210	Diesel-electric locomotives	0.29	---	---	---	---

Source: International Trade Center

**Table: H.1 Afghanistan's Top 50 Product Exports to India**

Rank	Hs Code	Commodity	2023	2022	2021	2020	2019
			\$ in Million	\$ in Million	\$ in Million	\$ in Million	\$ in Million
		<b>Total Exports</b>	<b>666.15</b>	<b>414.75</b>	<b>560.80</b>	<b>511.43</b>	<b>494.77</b>
1	130190	Lac; natural gums, resins, gum-resins, balsams and other natural oleoresins (excl. gum Arabic)	155.76	125.78	94.46	111.88	129.55
2	080420	Fresh or dried figs	149.50	64.53	161.83	134.23	95.50

Rank	Hs Code	Commodity	2023	2022	2021	2020	2019
			\$ in Million	\$ in Million	\$ in Million	\$ in Million	\$ in Million
3	080620	Dried grapes	82.17	78.59	102.38	100.08	105.22
4	091020	Saffron	34.48	12.53	16.48	22.11	17.96
5	080810	Fresh apples	32.64	0.93	23.00	9.67	0.06
6	070320	Garlic, fresh or chilled	31.49	1.18	0.75	1.95	---
7	080252	Fresh or dried pistachios, shelled	25.35	24.41	32.87	18.56	29.36
8	090961	Juniper berries and seeds of anise, badian, caraway or fennel, neither crushed nor ground	23.29	18.70	25.56	21.07	22.26
9	080212	Fresh or dried almonds, shelled	19.59	17.01	22.99	18.95	18.12
10	121190	Plants, parts of plants, incl. seeds and fruits, used primarily in perfumery, in pharmacy or . . .	16.97	10.00	17.46	13.59	9.14
11	081310	Dried apricots	16.17	15.17	11.19	9.33	14.27
12	071339	Dried, shelled beans "Vigna and Phaseolus", whether or not skinned or split (excl. beans of . . .	12.80	5.56	0.67	2.79	8.66
13	070310	Fresh or chilled onions and shallots	10.38	0.81	11.53	21.31	23.67
14	080232	Fresh or dried walnuts, shelled	9.60	3.46	2.14	5.89	0.42
15	081090	Fresh tamarinds, cashew apples, jackfruit, lychees, sapodillo plums, passion fruit, carambola, . . .	7.40	4.31	1.33	0.73	0.29
16	090411	Pepper of the genus Piper, neither crushed nor ground	4.41	---	---	---	---
17	080929	Fresh cherries (excl. sour cherries)	4.15	1.19	0.39	0.12	0.03
18	080211	Fresh or dried almonds in shell	3.86	4.93	5.87	6.16	6.84
19	120999	Seeds, fruits and spores, for sowing (excl. leguminous vegetables and sweetcorn, coffee, tea, . . .	3.69	1.91	---	---	0.12
20	080610	Fresh grapes	3.67	2.68	2.04	1.24	0.96
21	080291	Fresh or dried pine nuts, in shell	3.28	2.21	---	---	---
22	080910	Fresh apricots	3.25	1.31	0.49	0.65	0.30
23	080231	Fresh or dried walnuts, in shell	2.06	0.25	0.16	1.14	1.52
24	081320	Dried prunes	1.06	0.76	0.14	0.07	0.13
25	510610	Carded wool yarn containing >= 85% wool by weight (excl. that put up for retail sale)	1.04	1.28	0.27	0.21	---
26	080940	Fresh plums and sloes	0.89	0.26	0.28	0.06	0.004
27	710310	Precious stones and semi-precious stones, unworked or simply sawn or roughly shaped, whether . . .	0.86	0.23	0.02	0.05	---
28	852351	Solid-state, non-volatile data storage devices for recording data from an external source [flash . . .	0.86	---	---	---	---
29	090931	Cumin seeds, neither crushed nor ground	0.83	0.19	0.28	1.23	0.002
30	120770	Melon seeds	0.75	0.29	1.04	1.92	2.38
31	080292	Fresh or dried pine nuts, shelled	0.59	0.06	---	---	---
32	080132	Fresh or dried cashew nuts, shelled	0.48	---	---	---	---
33	780199	Unwrought lead (excl. refined lead and lead containing by weight antimony as the principal . . .	0.40	---	---	---	---
34	080719	Fresh melons (excl. watermelons)	0.39	0.80	0.02	0.07	0.13
35	283630	Sodium hydrogencarbonate "sodium bicarbonate"	0.36	---	0.11	0.12	0.05
36	847150	Processing units for automatic data-processing machines, whether or not containing in the same . . .	0.34	---	0.01	---	---
37	710399	Precious and semi-precious stones, worked, whether or not graded, but not strung, mounted or . . .	0.28	---	---	---	---
38	510710	Yarn of combed wool containing >= 85% wool by weight (excl. that put up for retail sale)	0.27	0.21	0.38	0.33	0.14
39	200819	Nuts and other seeds, incl. mixtures, prepared or preserved (excl. prepared or preserved with . . .	0.20	0.72	3.80	1.11	0.63
40	570242	Carpets and other floor coverings, of man-made textile materials, woven, not tufted or flocked, . . .	0.14	0.14	0.03	0.01	---
41	847170	Storage units for automatic data-processing machines	0.09	---	---	---	---
42	200979	Apple juice, unfermented, Brix value > 20 at 20°C, whether or not containing added sugar or . . .	0.04	---	---	---	---

Rank	Hs Code	Commodity	2023	2022	2021	2020	2019
			\$ in Million	\$ in Million	\$ in Million	\$ in Million	\$ in Million
43	847330	Parts and accessories of automatic data-processing machines or for other machines of heading . . .	0.03	---	---	---	---
44	251512	Marble and travertine, merely cut, by sawing or otherwise, into blocks or slabs of a square . . .	0.022	---	---	0.05	0.02
45	847180	Units for automatic data-processing machines (excl. processing units, input or output units . . .	0.020	---	0.03	---	---
46	830242	Base metal mountings, fittings and similar articles suitable for furniture (excl. locks with . . .	0.018	---	---	---	---
47	847490	Parts of machinery for working mineral substances of heading 8474, n.e.s.	0.016	---	---	---	---
48	271490	Bitumen and asphalt, natural; asphaltites and asphaltic rocks	0.014	0.01	---	---	---
49	570110	Carpets and other textile floor coverings, of wool or fine animal hair, knotted, whether or . . .	0.013	0.004	0.001	---	---
50	620419	Women's or girls' suits of textile materials (excl. of wool, fine animal hair, cotton or synthetic . . .	0.008	---	---	---	---

Source: International Trade Center

**Table: H.1.1 Afghanistan's Major Export Categories to India**

Rank	Hs Code	Commodity	2023	2022	2021	2020	2019
			\$ in Million	\$ in Million	\$ in Million	\$ in Million	\$ in Million
		<b>Total Exports</b>	<b>666.15</b>	<b>414.75</b>	<b>560.80</b>	<b>511.43</b>	<b>494.77</b>
<b>1</b>	<b>08</b>	<b>Edible fruit and nuts; peel of citrus fruit or melons</b>	<b>366.20</b>	<b>225.31</b>	<b>372.55</b>	<b>310.39</b>	<b>275.61</b>
	080420	Fresh or dried figs	149.50	64.53	161.83	134.23	95.50
	080620	Dried grapes	82.17	78.59	102.38	100.08	105.22
	080810	Fresh apples	32.64	0.93	23.00	9.67	0.06
	080252	Fresh or dried pistachios, shelled	25.35	24.41	32.87	18.56	29.36
	080212	Fresh or dried almonds, shelled	19.59	17.01	22.99	18.95	18.12
	081310	Dried apricots	16.17	15.17	11.19	9.33	14.27
	080232	Fresh or dried walnuts, shelled	9.60	3.46	2.14	5.89	0.42
	081090	Fresh tamarinds, cashew apples, jackfruit, lychees, sapodillo plums, passion fruit, carambola, . . .	7.40	4.31	1.33	0.73	0.29
	080929	Fresh cherries (excl. sour cherries)	4.15	1.19	0.39	0.12	0.03
	080211	Fresh or dried almonds in shell	3.86	4.93	5.87	6.16	6.84
	080610	Fresh grapes	3.67	2.68	2.04	1.24	0.96
	080291	Fresh or dried pine nuts, in shell	3.28	2.21	---	---	---
	080910	Fresh apricots	3.25	1.31	0.49	0.65	0.30
	080231	Fresh or dried walnuts, in shell	2.06	0.25	0.16	1.14	1.52
	081320	Dried prunes	1.06	0.76	0.14	0.07	0.13
	080940	Fresh plums and sloes	0.89	0.26	0.28	0.06	0.004
	080292	Fresh or dried pine nuts, shelled	0.59	0.06	---	---	---
	080132	Fresh or dried cashew nuts, shelled	0.48	---	---	---	---
	080719	Fresh melons (excl. watermelons)	0.39	0.80	0.02	0.07	0.13
<b>2</b>	<b>13</b>	<b>Lac; gums, resins and other vegetable saps and extracts</b>	<b>155.76</b>	<b>125.79</b>	<b>94.46</b>	<b>111.95</b>	<b>129.55</b>
	130190	Lac; natural gums, resins, gum-resins, balsams and other natural oleoresins (excl. gum Arabic)	155.76	125.78	94.46	111.88	129.55
<b>3</b>	<b>09</b>	<b>Coffee, tea, maté and spices</b>	<b>63.01</b>	<b>31.43</b>	<b>42.39</b>	<b>44.53</b>	<b>40.22</b>
	091020	Saffron	34.48	12.53	16.48	22.11	17.96
	090961	Juniper berries and seeds of anise, badian, caraway or fennel, neither crushed nor ground	23.29	18.70	25.56	21.07	22.26
	090411	Pepper of the genus Piper, neither crushed nor ground	4.41	---	---	---	---
	090931	Cumin seeds, neither crushed nor ground	0.83	0.19	0.28	1.23	0.002
<b>4</b>	<b>07</b>	<b>Edible vegetables and certain roots and tubers</b>	<b>54.67</b>	<b>16.15</b>	<b>27.52</b>	<b>26.50</b>	<b>32.36</b>
	070320	Garlic, fresh or chilled	31.49	1.18	0.75	1.95	0.00

Rank	Hs Code	Commodity	2023	2022	2021	2020	2019
			\$ in Million	\$ in Million	\$ in Million	\$ in Million	\$ in Million
	071339	Dried, shelled beans "Vigna and Phaseolus", whether or not skinned or split (excl. beans of . . .	12.80	5.56	0.67	2.79	8.66
	070310	Fresh or chilled onions and shallots	10.38	0.81	11.53	21.31	23.67
<b>5</b>	<b>12</b>	<b>Oil seeds and oleaginous fruits; miscellaneous grains, seeds and fruit; industrial or medicinal ...</b>	<b>21.41</b>	<b>12.20</b>	<b>18.50</b>	<b>15.51</b>	<b>11.64</b>
	121190	Plants, parts of plants, incl. seeds and fruits, used primarily in perfumery, in pharmacy or . . .	16.97	10.00	17.46	13.59	9.14
	120999	Seeds, fruits and spores, for sowing (excl. leguminous vegetables and sweetcorn, coffee, tea, . . .	3.69	1.91	---	---	0.12
	120770	Melon seeds	0.75	0.29	1.04	1.92	2.38
<b>6</b>	<b>51</b>	<b>Wool, fine or coarse animal hair; horsehair yarn and woven fabric</b>	<b>1.31</b>	<b>1.49</b>	<b>0.70</b>	<b>0.62</b>	<b>0.36</b>
	510610	Carded wool yarn containing >= 85% wool by weight (excl. that put up for retail sale)	1.04	1.28	0.27	0.21	---
	510710	Yarn of combed wool containing >= 85% wool by weight (excl. that put up for retail sale)	0.27	0.21	0.38	0.33	0.14
<b>7</b>	<b>71</b>	<b>Natural or cultured pearls, precious or semi-precious stones, precious metals, metals clad ...</b>	<b>1.16</b>	<b>0.24</b>	<b>0.02</b>	<b>0.05</b>	<b>---</b>
	710310	Precious stones and semi-precious stones, unworked or simply sawn or roughly shaped, whether . . .	0.86	0.23	0.02	0.05	---
	710399	Precious and semi-precious stones, worked, whether or not graded, but not strung, mounted or . . .	0.28	---	---	---	---
<b>8</b>	<b>85</b>	<b>Electrical machinery and equipment and parts thereof; sound recorders and reproducers, television ...</b>	<b>0.87</b>	<b>0.02</b>	<b>0.07</b>	<b>0.38</b>	<b>0.03</b>
	852351	Solid-state, non-volatile data storage devices for recording data from an external source [flash . . .	0.86	---	---	---	---
<b>9</b>	<b>84</b>	<b>Nuclear reactors, boilers, machinery and mechanical appliances; parts thereof</b>	<b>0.51</b>	<b>0.35</b>	<b>0.31</b>	<b>0.01</b>	<b>---</b>
	847150	Processing units for automatic data-processing machines, whether or not containing in the same . . .	0.34	---	0.01	---	---
	847170	Storage units for automatic data-processing machines	0.09	---	---	---	---
	847330	Parts and accessories of automatic data-processing machines or for other machines of heading . . .	0.03	---	---	---	---
	847180	Units for automatic data-processing machines (excl. processing units, input or output units . . .	0.02	---	0.03	---	---
	847490	Parts of machinery for working mineral substances of heading 8474, n.e.s.	0.016	---	---	---	---
<b>10</b>	<b>78</b>	<b>Lead and articles thereof</b>	<b>0.40</b>	<b>---</b>	<b>---</b>	<b>---</b>	<b>---</b>
	780199	Unwrought lead (excl. refined lead and lead containing by weight antimony as the principal . . .	0.40	---	---	---	---
<b>11</b>	<b>28</b>	<b>Inorganic chemicals; organic or inorganic compounds of precious metals, of rare-earth metals, ...</b>	<b>0.36</b>	<b>---</b>	<b>0.11</b>	<b>0.12</b>	<b>0.05</b>
	283630	Sodium hydrogencarbonate "sodium bicarbonate"	0.36	---	0.11	0.12	0.05
<b>12</b>	<b>20</b>	<b>Preparations of vegetables, fruit, nuts or other parts of plants</b>	<b>0.23</b>	<b>0.72</b>	<b>3.85</b>	<b>1.13</b>	<b>0.64</b>
	200819	Nuts and other seeds, incl. mixtures, prepared or preserved (excl. prepared or preserved with . . .	0.20	0.72	3.80	1.11	0.63
	200979	Apple juice, unfermented, Brix value > 20 at 20°C, whether or not containing added sugar or . . .	0.04	---	---	---	---
<b>13</b>	<b>57</b>	<b>Carpets and other textile floor coverings</b>	<b>0.16</b>	<b>0.14</b>	<b>0.04</b>	<b>0.01</b>	<b>---</b>
	570242	Carpets and other floor coverings, of man-made textile materials, woven, not tufted or flocked, . . .	0.14	0.14	0.03	0.01	---
	570110	Carpets and other textile floor coverings, of wool or fine animal hair, knotted, whether or . . .	0.013	0.004	0.001	---	---
<b>14</b>	<b>25</b>	<b>Salt; sulphur; earths and stone; plastering materials, lime and cement</b>	<b>0.030</b>	<b>0.12</b>	<b>0.002</b>	<b>0.08</b>	<b>0.06</b>
	251512	Marble and travertine, merely cut, by sawing or otherwise, into blocks or slabs of a square . . .	0.022	---	---	0.05	0.02
<b>15</b>	<b>83</b>	<b>Miscellaneous articles of base metal</b>	<b>0.018</b>	<b>---</b>	<b>---</b>	<b>---</b>	<b>---</b>

Rank	Hs Code	Commodity	2023	2022	2021	2020	2019
			\$ in Million	\$ in Million	\$ in Million	\$ in Million	\$ in Million
	830242	Base metal mountings, fittings and similar articles suitable for furniture (excl. locks with . . .	0.018	---	---	---	---
16	62	Articles of apparel and clothing accessories, not knitted or crocheted	0.015	---	---	---	---
	620419	Women's or girls' suits of textile materials (excl. of wool, fine animal hair, cotton or synthetic . . .	0.008	---	---	---	---
17	27	Mineral fuels, mineral oils and products of their distillation; bituminous substances; mineral ...	0.014	0.05	0.004	---	---
	271490	Bitumen and asphalt, natural; asphaltites and asphaltic rocks	0.014	0.01	---	---	---

Source: International Trade Center

**Table: H.2 Afghanistan's Top 50 Product Imports from India**

Rank	Hs Code	Commodity	2023	2022	2021	2020	2019
			\$ in Million	\$ in Million	\$ in Million	\$ in Million	\$ in Million
		<b>Total Imports</b>	<b>362.34</b>	<b>481.60</b>	<b>661.67</b>	<b>855.24</b>	<b>891.18</b>
1	300490	Medicaments consisting of mixed or unmixed products for therapeutic or prophylactic purposes, . . .	42.12	40.89	39.75	49.52	43.35
2	551511	Woven fabrics containing predominantly, but < 85% polyester staple fibres by weight, mixed . . .	26.62	14.73	30.44	39.81	38.34
3	300241	Vaccines for human medicine	26.16	25.15	---	---	---
4	230400	Oilcake and other solid residues, whether or not ground or in the form of pellets, resulting . . .	25.80	2.68	---	0.25	---
5	621143	Women's or girls' tracksuits and other garments, n.e.s. of man-made fibres (excl. knitted or . . .	20.84	17.25	27.69	55.41	47.51
6	210690	Food preparations, n.e.s.	11.42	4.73	3.16	2.79	2.85
7	620423	Women's or girls' ensembles of synthetic fibres (excl. knitted or crocheted, ski overalls and . . .	10.71	11.02	32.49	16.40	22.07
8	300420	Medicaments containing antibiotics, put up in measured doses "incl. those for transdermal administration" . . .	10.46	7.54	8.01	13.32	9.46
9	870321	Motor cars and other motor vehicles principally designed for the transport of <10 persons, . . .	10.25	3.24	3.99	8.52	6.55
10	090931	Cumin seeds, neither crushed nor ground	9.17	22.77	17.38	5.79	26.29
11	200811	Groundnuts, prepared or preserved (excl. preserved with sugar)	7.48	10.08	2.01	4.30	3.70
12	240399	Chewing tobacco, snuff and other manufactured tobacco and manufactured tobacco substitutes, . . .	7.37	11.37	29.40	28.02	51.49
13	170199	Cane or beet sugar and chemically pure sucrose, in solid form (excl. cane and beet sugar containing . . .	7.24	96.02	154.99	170.08	57.03
14	620443	Women's or girls' dresses of synthetic fibres (excl. knitted or crocheted and petticoats)	7.16	1.32	2.11	0.96	1.34
15	611011	Jerseys, pullovers, cardigans, waistcoats and similar articles, of wool, knitted or crocheted . . .	6.30	2.30	16.35	3.03	3.16
16	880240	Aeroplanes and other powered aircraft of an of an unladen weight > 15.000 kg (excl. helicopters, . . .	6.02	---	0.10	---	0.10
17	120241	Groundnuts, in shell (excl. seed for sowing, roasted or otherwise cooked)	5.95	3.74	1.76	3.60	4.01
18	401120	New pneumatic tyres, of rubber, of a kind used for buses and lorries (excl. tyres with lug, . . .	5.56	8.06	10.89	7.13	6.70
19	200819	Nuts and other seeds, incl. mixtures, prepared or preserved (excl. prepared or preserved with . . .	5.16	12.46	4.91	0.40	1.79
20	120300	Copra	4.87	5.11	1.40	0.02	0.14
21	300410	Medicaments containing penicillins or derivatives thereof with a penicillanic acid structure, . . .	3.80	2.03	2.15	4.01	3.87
22	551219	Woven fabrics containing >= 85% polyester staple fibres by weight, dyed, made of yarn of different . . .	3.73	3.93	1.82	0.29	0.10
23	120242	Groundnuts, shelled, whether or not broken (excl. seed for sowing, roasted or otherwise cooked)	3.37	3.88	0.84	4.59	4.04
24	070310	Fresh or chilled onions and shallots	3.08	0.24	---	---	---
25	845210	Sewing machines of the household type	2.99	3.97	3.11	2.44	2.68

Rank	Hs Code	Commodity	2023	2022	2021	2020	2019
			\$ in Million	\$ in Million	\$ in Million	\$ in Million	\$ in Million
26	870192	Tractors, of an engine power > 18 kW but <= 37 kW (excl. those of heading 8709, pedestrian-controlled . . .	2.95	1.94	1.76	1.72	1.48
27	901839	Needles, catheters, cannulae and the like, used in medical, surgical, dental or veterinary . . .	2.73	5.57	2.66	4.67	2.75
28	611090	Jerseys, pullovers, cardigans, waistcoats and similar articles, of textile materials, knitted . . .	2.44	3.56	0.92	2.16	3.85
29	630140	Blankets and travelling rugs of synthetic fibres (excl. electric, table covers, bedspreads . . .	2.18	0.23	0.61	0.38	0.66
30	870110	Pedestrian-controlled agricultural tractors and similar tractors for industry (excl. tractor . . .	2.02	0.51	---	---	---
31	630790	Made-up articles of textile materials, incl. dress patterns, n.e.s.	2.01	7.18	12.08	5.76	11.37
32	300450	Medicaments containing provitamins, vitamins, incl. natural concentrates and derivatives thereof . . .	1.97	1.66	1.81	2.24	1.76
33	870193	Tractors, of an engine power > 37 kW but <= 75 kW (excl. those of heading 8709, pedestrian-controlled . . .	1.89	1.23	0.64	1.24	0.72
34	071320	Dried, shelled chickpeas "garbanzos", whether or not skinned or split	1.81	5.09	0.33	---	---
35	090240	Black fermented tea and partly fermented tea, whether or not flavoured, in immediate packings . . .	1.74	1.15	1.10	2.20	2.66
36	871120	Motorcycles, incl. mopeds, with reciprocating internal combustion piston engine of a cylinder . . .	1.53	0.16	---	0.26	0.08
37	611030	Jerseys, pullovers, cardigans, waistcoats and similar articles, of man-made fibres, knitted . . .	1.53	1.02	2.16	17.67	17.61
38	090831	Cardamoms, neither crushed nor ground	1.52	6.38	5.09	3.05	2.71
39	121190	Plants, parts of plants, incl. seeds and fruits, used primarily in perfumery, in pharmacy or . . .	1.44	2.80	3.12	4.23	4.96
40	540752	Woven fabrics of yarn containing >= 85% by weight of textured polyester filaments, incl. monofilament . . .	1.44	4.25	1.34	1.93	3.38
41	621490	Shawls, scarves, mufflers, mantillas, veils and similar articles of textile materials (excl. . . .	1.28	0.09	0.76	1.46	6.40
42	901890	Instruments and appliances used in medical, surgical or veterinary sciences, n.e.s.	1.18	0.33	0.28	1.44	0.73
43	540710	Woven fabrics of high-tenacity yarn, nylon, other polyamides or polyesters, incl. monofilament . . .	1.13	3.81	7.01	17.13	21.40
44	300439	Medicaments containing hormones or steroids used as hormones but not antibiotics, put up in . . .	1.11	0.92	0.57	1.02	0.64
45	540772	Woven fabrics of yarn containing >= 85% synthetic filament by weight, incl. monofilament of . . .	0.96	0.17	1.12	1.38	2.47
46	620930	Babies' garments and clothing accessories of synthetic fibres (excl. knitted or crocheted and . . .	0.95	1.11	0.42	5.56	1.50
47	090921	Coriander seeds, neither crushed nor ground	0.61	---	0.04	0.53	0.39
48	611130	Babies' garments and clothing accessories of synthetic fibres, knitted or crocheted (excl. . . .	0.59	0.28	0.25	1.59	0.14
49	901832	Tubular metal needles and needles for sutures, used in medical, surgical, dental or veterinary . . .	0.21	0.18	1.11	1.39	1.64
50	901910	Mechano-therapy appliances; massage apparatus; psychological aptitude-testing apparatus	0.16	0.10	0.01	---	---

Source: International Trade Center

**Table: H.2.1 Afghanistan's Major Import Categories from India**

Rank	Hs Code	Commodity	2023	2022	2021	2020	2019
			\$ in Million	\$ in Million	\$ in Million	\$ in Million	\$ in Million
		<b>Total Imports</b>	<b>362.34</b>	<b>481.60</b>	<b>661.67</b>	<b>855.24</b>	<b>891.18</b>
<b>1</b>	<b>30</b>	<b>Pharmaceutical products</b>	<b>88.15</b>	<b>85.83</b>	<b>65.12</b>	<b>84.34</b>	<b>76.08</b>
	300490	Medicaments consisting of mixed or unmixed products for therapeutic or prophylactic purposes, . . .	42.12	40.89	39.75	49.52	43.35
	300241	Vaccines for human medicine	26.16	25.15	---	---	---

Rank	Hs Code	Commodity	2023	2022	2021	2020	2019
			\$ in Million	\$ in Million	\$ in Million	\$ in Million	\$ in Million
	300420	Medicaments containing antibiotics, put up in measured doses "incl. those for transdermal administration" . . .	10.46	7.54	8.01	13.32	9.46
	300410	Medicaments containing penicillins or derivatives thereof with a penicillanic acid structure, . . .	3.80	2.03	2.15	4.01	3.87
	300450	Medicaments containing provitamins, vitamins, incl. natural concentrates and derivatives thereof . . .	1.97	1.66	1.81	2.24	1.76
	300439	Medicaments containing hormones or steroids used as hormones but not antibiotics, put up in . . .	1.11	0.92	0.57	1.02	0.64
<b>2</b>	<b>62</b>	<b>Articles of apparel and clothing accessories, not knitted or crocheted</b>	<b>44.08</b>	<b>42.32</b>	<b>74.79</b>	<b>103.08</b>	<b>121.74</b>
	621143	Women's or girls' tracksuits and other garments, n.e.s. of man-made fibres (excl. knitted or . . .	20.84	17.25	27.69	55.41	47.51
	620423	Women's or girls' ensembles of synthetic fibres (excl. knitted or crocheted, ski overalls and . . .	10.71	11.02	32.49	16.40	22.07
	620443	Women's or girls' dresses of synthetic fibres (excl. knitted or crocheted and petticoats)	7.16	1.32	2.11	0.96	1.34
	621490	Shawls, scarves, mufflers, mantillas, veils and similar articles of textile materials (excl. . . .	1.28	0.09	0.76	1.46	6.40
	620930	Babies' garments and clothing accessories of synthetic fibres (excl. knitted or crocheted and . . .	0.95	1.11	0.42	5.56	1.50
<b>3</b>	<b>55</b>	<b>Man-made staple fibres</b>	<b>30.58</b>	<b>19.05</b>	<b>35.69</b>	<b>51.83</b>	<b>47.15</b>
	551511	Woven fabrics containing predominantly, but < 85% polyester staple fibres by weight, mixed . . .	26.62	14.73	30.44	39.81	38.34
	551219	Woven fabrics containing >= 85% polyester staple fibres by weight, dyed, made of yarn of different . . .	3.73	3.93	1.82	0.29	0.10
<b>4</b>	<b>23</b>	<b>Residues and waste from the food industries; prepared animal fodder</b>	<b>26.04</b>	<b>3.02</b>	<b>0.28</b>	<b>0.63</b>	<b>0.31</b>
	230400	Oilcake and other solid residues, whether or not ground or in the form of pellets, resulting . . .	25.80	2.68	---	0.25	---
<b>5</b>	<b>87</b>	<b>Vehicles other than railway or tramway rolling stock, and parts and accessories thereof</b>	<b>19.72</b>	<b>7.86</b>	<b>7.95</b>	<b>13.58</b>	<b>11.20</b>
	870321	Motor cars and other motor vehicles principally designed for the transport of <10 persons, . . .	10.25	3.24	3.99	8.52	6.55
	870192	Tractors, of an engine power > 18 kW but <= 37 kW (excl. those of heading 8709, pedestrian-controlled . . .	2.95	1.94	1.76	1.72	1.48
	870110	Pedestrian-controlled agricultural tractors and similar tractors for industry (excl. tractor . . .	2.02	0.51	---	---	---
	870193	Tractors, of an engine power > 37 kW but <= 75 kW (excl. those of heading 8709, pedestrian-controlled . . .	1.89	1.23	0.64	1.24	0.72
	871120	Motorcycles, incl. mopeds, with reciprocating internal combustion piston engine of a cylinder . . .	1.53	0.16	---	0.26	0.08
<b>6</b>	<b>12</b>	<b>Oil seeds and oleaginous fruits; miscellaneous grains, seeds and fruit; industrial or medicinal ...</b>	<b>16.13</b>	<b>16.80</b>	<b>9.05</b>	<b>18.15</b>	<b>14.55</b>
	120241	Groundnuts, in shell (excl. seed for sowing, roasted or otherwise cooked)	5.95	3.74	1.76	3.60	4.01
	120300	Copra	4.87	5.11	1.40	0.02	0.14
	120242	Groundnuts, shelled, whether or not broken (excl. seed for sowing, roasted or otherwise cooked)	3.37	3.88	0.84	4.59	4.04
	121190	Plants, parts of plants, incl. seeds and fruits, used primarily in perfumery, in pharmacy or . . .	1.44	2.80	3.12	4.23	4.96
<b>7</b>	<b>61</b>	<b>Articles of apparel and clothing accessories, knitted or crocheted</b>	<b>14.51</b>	<b>11.64</b>	<b>38.10</b>	<b>36.22</b>	<b>33.78</b>
	611011	Jerseys, pullovers, cardigans, waistcoats and similar articles, of wool, knitted or crocheted . . .	6.30	2.30	16.35	3.03	3.16
	611090	Jerseys, pullovers, cardigans, waistcoats and similar articles, of textile materials, knitted . . .	2.44	3.56	0.92	2.16	3.85
	611030	Jerseys, pullovers, cardigans, waistcoats and similar articles, of man-made fibres, knitted . . .	1.53	1.02	2.16	17.67	17.61
	611130	Babies' garments and clothing accessories of synthetic fibres, knitted or crocheted (excl. . . .	0.59	0.28	0.25	1.59	0.14

Rank	Hs Code	Commodity	2023	2022	2021	2020	2019
			\$ in Million	\$ in Million	\$ in Million	\$ in Million	\$ in Million
<b>8</b>	<b>09</b>	<b>Coffee, tea, maté and spices</b>	<b>13.68</b>	<b>31.92</b>	<b>26.12</b>	<b>17.31</b>	<b>32.49</b>
	090931	Cumin seeds, neither crushed nor ground	9.17	22.77	17.38	5.79	26.29
	090240	Black fermented tea and partly fermented tea, whether or not flavoured, in immediate packings . . .	1.74	1.15	1.10	2.20	2.66
	090831	Cardamoms, neither crushed nor ground	1.52	6.38	5.09	3.05	2.71
	090921	Coriander seeds, neither crushed nor ground	0.61	---	0.04	0.53	0.39
<b>9</b>	<b>20</b>	<b>Preparations of vegetables, fruit, nuts or other parts of plants</b>	<b>13.33</b>	<b>22.68</b>	<b>7.03</b>	<b>4.74</b>	<b>5.49</b>
	200811	Groundnuts, prepared or preserved (excl. preserved with sugar)	7.48	10.08	2.01	4.30	3.70
	200819	Nuts and other seeds, incl. mixtures, prepared or preserved (excl. prepared or preserved with . . .	5.16	12.46	4.91	0.40	1.79
<b>10</b>	<b>21</b>	<b>Miscellaneous edible preparations</b>	<b>11.46</b>	<b>4.73</b>	<b>3.16</b>	<b>2.87</b>	<b>2.91</b>
	210690	Food preparations, n.e.s.	11.42	4.73	3.16	2.79	2.85
<b>11</b>	<b>40</b>	<b>Rubber and articles thereof</b>	<b>8.99</b>	<b>11.57</b>	<b>14.28</b>	<b>10.08</b>	<b>9.26</b>
	401120	New pneumatic tyres, of rubber, of a kind used for buses and lorries (excl. tyres with lug, . . .	5.56	8.06	10.89	7.13	6.70
<b>12</b>	<b>24</b>	<b>Tobacco and manufactured tobacco substitutes; products, whether or not containing nicotine, ...</b>	<b>7.67</b>	<b>12.34</b>	<b>30.03</b>	<b>28.46</b>	<b>57.26</b>
	240399	Chewing tobacco, snuff and other manufactured tobacco and manufactured tobacco substitutes, . . .	7.37	11.37	29.40	28.02	51.49
<b>13</b>	<b>17</b>	<b>Sugars and sugar confectionery</b>	<b>7.30</b>	<b>107.79</b>	<b>160.94</b>	<b>174.15</b>	<b>57.84</b>
	170199	Cane or beet sugar and chemically pure sucrose, in solid form (excl. cane and beet sugar containing . . .	7.24	96.02	154.99	170.08	57.03
<b>14</b>	<b>84</b>	<b>Nuclear reactors, boilers, machinery and mechanical appliances; parts thereof</b>	<b>6.83</b>	<b>6.72</b>	<b>9.52</b>	<b>9.96</b>	<b>8.72</b>
	845210	Sewing machines of the household type	2.99	3.97	3.11	2.44	2.68
<b>15</b>	<b>88</b>	<b>Aircraft, spacecraft, and parts thereof</b>	<b>6.02</b>	<b>---</b>	<b>0.10</b>	<b>---</b>	<b>0.12</b>
	880240	Aeroplanes and other powered aircraft of an of an unladen weight > 15.000 kg (excl. helicopters, . . .	6.02	---	0.10	---	0.10
<b>16</b>	<b>54</b>	<b>Man-made filaments; strip and the like of man-made textile materials</b>	<b>5.68</b>	<b>12.93</b>	<b>37.21</b>	<b>115.06</b>	<b>167.68</b>
	540752	Woven fabrics of yarn containing >= 85% by weight of textured polyester filaments, incl. monofilament . . .	1.44	4.25	1.34	1.93	3.38
	540710	Woven fabrics of high-tenacity yarn, nylon, other polyamides or polyesters, incl. monofilament . . .	1.13	3.81	7.01	17.13	21.40
	540772	Woven fabrics of yarn containing >= 85% synthetic filament by weight, incl. monofilament of . . .	0.96	0.17	1.12	1.38	2.47
<b>17</b>	<b>63</b>	<b>Other made-up textile articles; sets; worn clothing and worn textile articles; rags</b>	<b>5.46</b>	<b>7.89</b>	<b>18.19</b>	<b>7.95</b>	<b>12.75</b>
	630790	Made-up articles of textile materials, incl. dress patterns, n.e.s.	2.01	7.18	12.08	5.76	11.37
	630140	Blankets and travelling rugs of synthetic fibres (excl. electric, table covers, bedspreads . . .	2.18	0.23	0.61	0.38	0.66
<b>18</b>	<b>07</b>	<b>Edible vegetables and certain roots and tubers</b>	<b>5.21</b>	<b>6.29</b>	<b>0.76</b>	<b>0.46</b>	<b>0.46</b>
	070310	Fresh or chilled onions and shallots	3.08	0.24	---	---	---
	071320	Dried, shelled chickpeas "garbanzos", whether or not skinned or split	1.81	5.09	0.33	---	---
<b>19</b>	<b>90</b>	<b>Optical, photographic, cinematographic, measuring, checking, precision, medical or surgical ...</b>	<b>4.78</b>	<b>6.59</b>	<b>5.42</b>	<b>9.24</b>	<b>9.57</b>
	901839	Needles, catheters, cannulae and the like, used in medical, surgical, dental or veterinary . . .	2.73	5.57	2.66	4.67	2.75
	901890	Instruments and appliances used in medical, surgical or veterinary sciences, n.e.s.	1.18	0.33	0.28	1.44	0.73
	901832	Tubular metal needles and needles for sutures, used in medical, surgical, dental or veterinary . . .	0.21	0.18	1.11	1.39	1.64
	901910	Mechano-therapy appliances; massage apparatus; psychological aptitude-testing apparatus	0.16	0.10	0.01	---	---

Source: International Trade Center

Table: K.1 Afghanistan's Top 50 Product Exports to Türkiye

Rank	Hs Code	Commodity	2023	2022	2021	2020	2019
			\$ in Million	\$ in Million	\$ in Million	\$ in Million	\$ in Million
		<b>Total Exports</b>	<b>31.15</b>	<b>31.53</b>	<b>33.46</b>	<b>27.30</b>	<b>24.05</b>
1	081310	Dried apricots	7.49	0.83	0.76	0.26	---
2	120740	Sesamum seeds, whether or not broken	3.85	0.13	2.78	0.06	0.04
3	080620	Dried grapes	3.03	1.19	2.42	3.39	5.30
4	570110	Carpets and other textile floor coverings, of wool or fine animal hair, knotted, whether or . . .	2.40	1.78	0.40	0.70	0.67
5	410120	Whole raw hides and skins of bovine "incl. buffalo" or equine animals, whether or not dehaired, . . .	2.30	3.61	1.44	0.59	0.64
6	080252	Fresh or dried pistachios, shelled	1.98	1.48	2.24	0.55	---
7	051199	Products of animal origin, n.e.s., dead animals, unfit for human consumption (excl. fish, crustaceans, . . .	1.76	2.12	0.52	0.25	---
8	252610	Natural steatite, whether or not roughly trimmed or merely cut, by sawing or otherwise, into . . .	1.37	2.77	0.21	0.35	0.29
9	410221	Raw skins of sheep or lambs, without wool on, pickled, whether or not split	1.08	0.47	0.05	---	0.01
10	121299	Fruit stones and kernels and other vegetable products, incl. unroasted chicory roots of the . . .	0.61	0.16	0.55	0.13	0.57
11	410190	Butts, bends, bellies and split raw hides and skins of bovine "incl. buffalo" or equine animals, . . .	0.57	0.86	0.03	0.12	0.05
12	080212	Fresh or dried almonds, shelled	0.52	0.39	2.59	3.82	8.28
13	121190	Plants, parts of plants, incl. seeds and fruits, used primarily in perfumery, in pharmacy or . . .	0.50	0.57	0.73	0.23	0.26
14	090931	Cumin seeds, neither crushed nor ground	0.48	2.78	9.18	9.78	1.92
15	140490	Vegetable products n.e.s	0.38	0.63	1.27	0.77	0.50
16	761510	Table, kitchen or other household articles and parts thereof, and pot scourers and scouring . . .	0.35	---	---	---	---
17	050400	Guts, bladders and stomachs of animals (other than fish), whole and pieces thereof, fresh, . . .	0.28	0.46	0.99	1.12	1.54
18	570210	Kelem, Schumacks, Karamanie and similar hand-woven rugs, whether or not made up	0.24	0.13	0.01	0.01	0.02
19	252921	Fluorspar containing by weight <= 97% calcium fluoride	0.22	0.05	---	0.26	---
20	080251	Fresh or dried pistachios, in shell	0.22	0.11	0.28	0.14	0.12
21	080711	Fresh watermelons	0.21	0.44	---	0.91	1.00
22	410150	Whole raw hides and skins of bovine "incl. buffalo" or equine animals, whether or not dehaired . . .	0.18	0.18	0.60	0.82	1.24
23	520100	Cotton, neither carded nor combed	0.154	3.75	2.83	---	---
24	091020	Saffron	0.146	0.15	0.16	0.23	0.13
25	430219	Tanned or dressed furskins, whole, with or without heads, tails or paws, not assembled (excl. . . .	0.128	---	0.01	---	---
26	071331	Dried, shelled beans of species "Vigna mungo [L.] Hepper or Vigna radiata [L.] Wilczek", whether . . .	0.096	0.03	---	---	---
27	090190	Coffee husks and skins; coffee substitutes containing coffee in any proportion	0.075	---	0.03	0.01	---
28	252620	Natural steatite and talc, crushed or powdered	0.072	2.85	0.57	0.15	0.63
29	410390	Raw hides and skins, fresh, or salted, dried, limed, pickled or otherwise preserved, whether . . .	0.062	0.04	0.01	---	---
30	081340	Dried peaches, pears, papaws "papayas", tamarinds and other edible fruits (excl. nuts, bananas, . . .	0.052	0.00	0.07	0.07	0.10
31	090932	Cumin seeds, crushed or ground	0.051	0.16	0.01	0.04	---
32	251511	Marble and travertine, crude or roughly trimmed	0.048	---	---	---	---
33	270112	Bituminous coal, whether or not pulverised, non-agglomerated	0.048	---	---	---	---
34	780110	Unwrought lead, refined	0.034	---	---	---	---
35	091099	Spices (excl. pepper of the genus Piper, fruit of the genus Capsicum or of the genus Pimenta, . . .	0.030	---	0.02	0.00	---

Rank	Hs Code	Commodity	2023	2022	2021	2020	2019
			\$ in Million	\$ in Million	\$ in Million	\$ in Million	\$ in Million
36	080291	Fresh or dried pine nuts, in shell	0.026	0.08	---	---	---
37	410411	Full grains, unsplit and grain splits, in the wet state "incl. wet-blue", of hides and skins . . .	0.026	0.07	0.04	0.01	---
38	080292	Fresh or dried pine nuts, shelled	0.021	1.60	---	---	---
39	680291	Marble, travertine and alabaster, in any form (excl. tiles, cubes and similar articles of subheading . . .	0.016	---	---	---	---
40	220210	Waters, incl. mineral and aerated, with added sugar, sweetener or flavour, for direct consumption . . .	0.011	---	0.02	0.001	---
41	270119	Coal, whether or not pulverised, non-agglomerated (excl. anthracite and bituminous coal)	0.009	0.01	---	---	---
42	510220	Coarse animal hair, neither carded nor combed (excl. wool, hair and bristles used in the manufacture . . .	0.008	---	---	---	---
43	570190	Carpets and other textile floor coverings, of textile materials, knotted, whether or not made . . .	0.005	---	---	---	---
44	410622	Hides and skins of goats or kids, in the dry state "crust", without wool on, whether or not . . .	0.004	---	---	---	---
45	251512	Marble and travertine, merely cut, by sawing or otherwise, into blocks or slabs of a square . . .	0.004	0.01	---	---	---
46	430130	Raw furskins of the following types of lamb: Astrakhan, Caracul, Persian, Broadtail and similar, . . .	0.004	---	0.01	---	0.01
47	071290	Dried vegetables and mixtures of vegetables, whole, cut, sliced, broken or in powder, but not . . .	0.003	---	---	---	---
48	841360	Rotary positive displacement pumps for liquids, power-driven (excl. those of subheading 8413.11 . . .	0.003	---	0.001	---	---
49	960190	Worked bone, tortoiseshell, horn, antlers, coral, mother-of-pearl and other animal carving . . .	0.001	---	---	---	---
50	620443	Women's or girls' dresses of synthetic fibres (excl. knitted or crocheted and petticoats)	0.001	---	---	---	---

Source: International Trade Center

**Table: K.1.1 Afghanistan's Major Export Categories to Türkiye**

Rank	Hs Code	Commodity	2023	2022	2021	2020	2019
			\$ in Million	\$ in Million	\$ in Million	\$ in Million	\$ in Million
		<b>Total Exports</b>	<b>31.15</b>	<b>31.53</b>	<b>33.46</b>	<b>27.30</b>	<b>24.05</b>
<b>1</b>	<b>08</b>	<b>Edible fruit and nuts; peel of citrus fruit or melons</b>	<b>13.55</b>	<b>6.16</b>	<b>8.43</b>	<b>9.15</b>	<b>14.81</b>
	081310	Dried apricots	7.49	0.83	0.76	0.26	---
	080620	Dried grapes	3.03	1.19	2.42	3.39	5.30
	080252	Fresh or dried pistachios, shelled	1.98	1.48	2.24	0.55	---
	080212	Fresh or dried almonds, shelled	0.52	0.39	2.59	3.82	8.28
	080251	Fresh or dried pistachios, in shell	0.22	0.11	0.28	0.14	0.12
	080711	Fresh watermelons	0.21	0.44	---	0.91	1.00
	081340	Dried peaches, pears, papaws "papayas", tamarinds and other edible fruits (excl. nuts, bananas, . . .	0.05	0.00	0.07	0.07	0.10
	080291	Fresh or dried pine nuts, in shell	0.03	0.08	---	---	---
	080292	Fresh or dried pine nuts, shelled	0.02	1.60	---	---	---
<b>2</b>	<b>12</b>	<b>Oil seeds and oleaginous fruits; miscellaneous grains, seeds and fruit; industrial or medicinal ...</b>	<b>4.96</b>	<b>1.37</b>	<b>5.51</b>	<b>0.52</b>	<b>0.92</b>
	120740	Sesamum seeds, whether or not broken	3.85	0.13	2.78	0.06	0.04
	121299	Fruit stones and kernels and other vegetable products, incl. unroasted chicory roots of the . . .	0.61	0.16	0.55	0.13	0.57
	121190	Plants, parts of plants, incl. seeds and fruits, used primarily in perfumery, in pharmacy or . . .	0.50	0.57	0.73	0.23	0.26
<b>3</b>	<b>41</b>	<b>Raw hides and skins (other than furskins) and leather</b>	<b>4.23</b>	<b>5.27</b>	<b>2.19</b>	<b>1.54</b>	<b>2.19</b>
	410120	Whole raw hides and skins of bovine "incl. buffalo" or equine animals, whether or not dehaired, . . .	2.30	3.61	1.44	0.59	0.64
	410221	Raw skins of sheep or lambs, without wool on, pickled, whether or not split	1.08	0.47	0.05	---	0.01

Rank	Hs Code	Commodity	2023	2022	2021	2020	2019
			\$ in Million	\$ in Million	\$ in Million	\$ in Million	\$ in Million
	410190	Butts, bends, bellies and split raw hides and skins of bovine "incl. buffalo" or equine animals, . . .	0.57	0.86	0.03	0.12	0.05
	410150	Whole raw hides and skins of bovine "incl. buffalo" or equine animals, whether or not dehaired . . .	0.18	0.18	0.60	0.82	1.24
	410390	Raw hides and skins, fresh, or salted, dried, limed, pickled or otherwise preserved, whether . . .	0.06	0.04	0.01	---	---
	410411	Full grains, unsplit and grain splits, in the wet state "incl. wet-blue", of hides and skins . . .	0.03	0.07	0.04	0.01	---
	410622	Hides and skins of goats or kids, in the dry state "crust", without wool on, whether or not . . .	0.004	---	---	---	---
<b>4</b>	<b>57</b>	<b>Carpets and other textile floor coverings</b>	<b>2.64</b>	<b>1.91</b>	<b>0.41</b>	<b>0.71</b>	<b>0.71</b>
	570110	Carpets and other textile floor coverings, of wool or fine animal hair, knotted, whether or . . .	2.40	1.78	0.40	0.70	0.67
	570210	Kelem, Schumacks, Karamanie and similar hand-woven rugs, whether or not made up	0.24	0.13	0.01	0.01	0.02
	570190	Carpets and other textile floor coverings, of textile materials, knotted, whether or not made . . .	0.01	---	---	---	---
<b>5</b>	<b>05</b>	<b>Products of animal origin, not elsewhere specified or included</b>	<b>2.04</b>	<b>2.58</b>	<b>1.51</b>	<b>1.38</b>	<b>1.54</b>
	051199	Products of animal origin, n.e.s., dead animals, unfit for human consumption (excl. fish, crustaceans, . . .	1.76	2.12	0.52	0.25	---
	050400	Guts, bladders and stomachs of animals (other than fish), whole and pieces thereof, fresh, . . .	0.28	0.46	0.99	1.12	1.54
<b>6</b>	<b>25</b>	<b>Salt; sulphur; earths and stone; plastering materials, lime and cement</b>	<b>1.71</b>	<b>5.67</b>	<b>0.78</b>	<b>0.76</b>	<b>0.92</b>
	252610	Natural steatite, whether or not roughly trimmed or merely cut, by sawing or otherwise, into . . .	1.37	2.77	0.21	0.35	0.29
	252921	Fluorspar containing by weight <= 97% calcium fluoride	0.22	0.05	---	0.26	---
	252620	Natural steatite and talc, crushed or powdered	0.07	2.85	0.57	0.15	0.63
	251511	Marble and travertine, crude or roughly trimmed	0.05	---	---	---	---
	251512	Marble and travertine, merely cut, by sawing or otherwise, into blocks or slabs of a square . . .	0.004	0.01	---	---	---
<b>7</b>	<b>09</b>	<b>Coffee, tea, maté and spices</b>	<b>0.78</b>	<b>3.10</b>	<b>9.50</b>	<b>10.08</b>	<b>2.06</b>
	090931	Cumin seeds, neither crushed nor ground	0.48	2.78	9.18	9.78	1.92
	091020	Saffron	0.15	0.15	0.16	0.23	0.13
	090190	Coffee husks and skins; coffee substitutes containing coffee in any proportion	0.08	---	0.03	0.01	---
	090932	Cumin seeds, crushed or ground	0.05	0.16	0.01	0.04	---
	091099	Spices (excl. pepper of the genus Piper, fruit of the genus Capsicum or of the genus Pimenta, . . .	0.03	---	0.02	0.00	---
<b>8</b>	<b>14</b>	<b>Vegetable plaiting materials; vegetable products not elsewhere specified or included</b>	<b>0.38</b>	<b>0.63</b>	<b>1.27</b>	<b>0.77</b>	<b>0.50</b>
	140490	Vegetable products n.e.s	0.38	0.63	1.27	0.77	0.50
<b>9</b>	<b>76</b>	<b>Aluminium and articles thereof</b>	<b>0.35</b>	<b>---</b>	<b>---</b>	<b>0.02</b>	<b>---</b>
	761510	Table, kitchen or other household articles and parts thereof, and pot scourers and scouring . . .	0.35	---	---	---	---
<b>10</b>	<b>52</b>	<b>Cotton</b>	<b>0.15</b>	<b>3.91</b>	<b>2.83</b>	<b>---</b>	<b>---</b>
	520100	Cotton, neither carded nor combed	0.15	3.75	2.83	---	---
<b>11</b>	<b>43</b>	<b>Furskins and artificial fur; manufactures thereof</b>	<b>0.13</b>	<b>---</b>	<b>0.02</b>	<b>---</b>	<b>0.01</b>
	430219	Tanned or dressed furskins, whole, with or without heads, tails or paws, not assembled (excl. . . .	0.13	---	0.01	---	---
	430130	Raw furskins of the following types of lamb: Astrakhan, Caracul, Persian, Broadtail and similar, . . .	0.004	---	0.01	---	0.01
<b>12</b>	<b>07</b>	<b>Edible vegetables and certain roots and tubers</b>	<b>0.099</b>	<b>0.03</b>	<b>---</b>	<b>---</b>	<b>---</b>
	071331	Dried, shelled beans of species "Vigna mungo [L.] Hepper or Vigna radiata [L.] Wilczek", whether . . .	0.096	0.03	---	---	---
	071290	Dried vegetables and mixtures of vegetables, whole, cut, sliced, broken or in powder, but not . . .	0.003	---	---	---	---

Rank	Hs Code	Commodity	2023	2022	2021	2020	2019
			\$ in Million	\$ in Million	\$ in Million	\$ in Million	\$ in Million
13	27	<b>Mineral fuels, mineral oils and products of their distillation; bituminous substances; mineral ...</b>	0.057	0.01	---	---	---
	270112	Bituminous coal, whether or not pulverised, non-agglomerated	0.048	---	---	---	---
	270119	Coal, whether or not pulverised, non-agglomerated (excl. anthracite and bituminous coal)	0.009	0.01	---	---	---
14	78	<b>Lead and articles thereof</b>	0.034	0.74	0.02	---	---
	780110	Unwrought lead, refined	0.034	---	---	---	---
15	68	<b>Articles of stone, plaster, cement, asbestos, mica or similar materials</b>	0.016	---	---	0.01	---
	680291	Marble, travertine and alabaster, in any form (excl. tiles, cubes and similar articles of subheading . . .	0.016	---	---	---	---
16	22	<b>Beverages, spirits and vinegar</b>	0.011	---	0.02	0.001	---
	220210	Waters, incl. mineral and aerated, with added sugar, sweetener or flavour, for direct consumption . . .	0.011	---	0.02	0.001	---
17	51	<b>Wool, fine or coarse animal hair; horsehair yarn and woven fabric</b>	0.008	---	---	0.06	0.05
	510220	Coarse animal hair, neither carded nor combed (excl. wool, hair and bristles used in the manufacture . . .	0.008	---	---	---	---
18	84	<b>Nuclear reactors, boilers, machinery and mechanical appliances; parts thereof</b>	0.004	0.01	0.16	0.05	---
	841360	Rotary positive displacement pumps for liquids, power-driven (excl. those of subheading 8413.11 . . .	0.003	---	0.001	---	---
19	96	<b>Miscellaneous manufactured articles</b>	0.001	---	---	---	---
	960190	Worked bone, tortoiseshell, horn, antlers, coral, mother-of-pearl and other animal carving . . .	0.001	---	---	---	---
20	62	<b>Articles of apparel and clothing accessories, not knitted or crocheted</b>	0.001	0.001	0.002	---	---
	620443	Women's or girls' dresses of synthetic fibres (excl. knitted or crocheted and petticoats)	0.001	---	---	---	---

Source: International Trade Center

Table: K.2 Afghanistan's Top 50 Product Imports from Türkiye

Rank	Hs Code	Commodity	2023	2022	2021	2020	2019
			\$ in Million	\$ in Million	\$ in Million	\$ in Million	\$ in Million
		<b>Total Imports</b>	<b>256.41</b>	<b>269.53</b>	<b>258.64</b>	<b>207.84</b>	<b>156.48</b>
1	151219	Sunflower-seed or safflower oil and their fractions, whether or not refined, but not chemically . . .	19.93	44.81	17.40	3.33	3.67
2	230400	Oilcake and other solid residues, whether or not ground or in the form of pellets, resulting . . .	19.01	10.09	4.21	3.87	1.44
3	292910	Isocyanates	12.32	9.49	2.59	0.25	0.18
4	110100	Wheat or meslin flour	10.20	12.48	16.66	0.01	0.00
5	711319	Articles of jewellery and parts thereof, of precious metal other than silver, whether or not . . .	8.06	8.49	5.97	3.13	2.58
6	401120	New pneumatic tyres, of rubber, of a kind used for buses and lorries (excl. tyres with lug, . . .	7.51	3.01	4.62	2.89	2.81
7	570242	Carpets and other floor coverings, of man-made textile materials, woven, not tufted or flocked, . . .	6.79	10.68	12.73	11.47	10.50
8	300490	Medicaments consisting of mixed or unmixed products for therapeutic or prophylactic purposes, . . .	5.83	4.85	4.82	7.77	6.96
9	850213	Generating sets with compression-ignition internal combustion piston engine "diesel or semi-diesel . . .	5.57	9.43	5.28	0.33	0.65
10	843131	Parts of lifts, skip hoists or escalators, n.e.s.	4.55	3.59	3.75	2.31	0.50
11	961900	Sanitary towels (pads) and tampons, napkins and napkin liners, and similar articles, of any . . .	3.86	0.74	1.30	3.56	3.55
12	210690	Food preparations, n.e.s.	3.55	2.33	2.89	3.20	2.13
13	840890	Compression-ignition internal combustion piston engine "diesel or semi-diesel engine" (excl. . . .	3.49	2.10	0.66	0.001	0.04

Rank	Hs Code	Commodity	2023	2022	2021	2020	2019
			\$ in Million	\$ in Million	\$ in Million	\$ in Million	\$ in Million
14	300420	Medicaments containing antibiotics, put up in measured doses "incl. those for transdermal administration" . . .	3.21	5.01	3.14	6.29	4.89
15	850710	Lead-acid accumulators of a kind used for starting piston engine "starter batteries" (excl. . . .	2.70	3.66	2.07	2.18	1.66
16	853630	Apparatus for protecting electrical circuits for a voltage <= 1.000 V (excl. fuses and automatic . . .	2.56	1.00	0.22	0.14	0.14
17	390190	Polymers of ethylene, in primary forms (excl. polyethylene and ethylene-vinyl acetate copolymers)	2.53	1.09	---	0.004	0.002
18	401110	New pneumatic tyres, of rubber, of a kind used for motor cars, incl. station wagons and racing . . .	2.53	2.90	1.89	5.04	0.74
19	320890	Paints and varnishes based, incl. enamels and lacquers, on synthetic polymers or chemically . . .	2.41	1.77	1.13	0.43	0.02
20	850212	Generating sets with compression-ignition internal combustion piston engine "diesel or semi-diesel . . .	1.98	3.09	1.24	0.13	0.14
21	390931	Poly"methylene phenyl isocyanate" "crude MDI, polymeric MDI", in primary forms	1.97	2.52	1.69	0.13	0.03
22	390729	Polyethers, in primary forms (excl. polyacetals, bis(polyoxyethylene) methylphosphonate and . . .	1.87	1.39	---	---	---
23	851310	Portable electrical lamps designed to function by their own source of energy	1.85	0.46	0.001	---	0.001
24	850440	Static converters	1.83	0.62	0.16	0.51	0.34
25	330510	Shampoos	1.62	1.32	1.27	1.57	1.79
26	853649	Relays for a voltage > 60 V but <= 1.000 V	1.51	1.00	0.35	0.28	0.13
27	711311	Articles of jewellery and parts thereof, of silver, whether or not plated or clad with other . . .	1.48	1.28	0.62	0.44	0.29
28	840999	Parts suitable for use solely or principally with compression-ignition internal combustion . . .	1.45	0.93	1.58	1.36	1.47
29	853690	Electrical apparatus for switching electrical circuits, or for making connections to or in . . .	1.40	1.16	0.63	0.51	0.40
30	853620	Automatic circuit breakers for a voltage <= 1.000 V	1.39	0.96	0.61	0.64	0.28
31	841370	Centrifugal pumps, power-driven (excl. those of subheading 8413.11 and 8413.19, fuel, lubricating . . .	1.31	1.30	1.69	1.47	0.40
32	851220	Electrical lighting or visual signalling equipment for motor vehicles (excl. lamps of heading . . .	1.22	1.16	0.14	0.02	0.01
33	840390	Parts of central heating boilers, n.e.s.	1.17	1.44	0.85	0.12	0.02
34	330210	Mixtures of odoriferous substances and mixtures, incl. alcoholic solutions, with a basis of . . .	1.17	0.81	0.44	0.35	0.28
35	320820	Paints and varnishes, incl. enamels and lacquers, based on acrylic or vinyl polymers, dispersed . . .	1.10	0.47	0.45	0.06	0.003
36	620920	Babies' garments and clothing accessories of cotton (excl. knitted or crocheted and hats, napkins . . .	1.07	0.001	0.002	0.003	0.002
37	291712	Adipic acid, its salts and esters	0.92	0.39	0.47	1.03	0.18
38	151529	Maize oil and fractions thereof, whether or not refined, but not chemically modified (excl. . . .	0.89	---	1.17	0.75	1.94
39	300410	Medicaments containing penicillins or derivatives thereof with a penicillanic acid structure, . . .	0.84	0.52	0.89	1.19	0.96
40	848180	Appliances for pipes, boiler shells, tanks, vats or the like (excl. pressure-reducing valves, . . .	0.77	0.58	3.41	1.33	0.64
41	854449	Electric conductors, for a voltage <= 1.000 V, insulated, not fitted with connectors, n.e.s.	0.77	0.83	4.22	3.32	3.85
42	390690	Acrylic polymers, in primary forms (excl. poly"methyl methacrylate")	0.69	0.98	0.03	0.08	0.10
43	401693	Gaskets, washers and other seals, of vulcanised rubber (excl. hard rubber and those of cellular . . .	0.67	0.50	0.09	0.20	0.05
44	293690	Provitamins and mixtures of vitamins, of provitamins or of concentrates, whether or not in . . .	0.67	0.57	0.23	0.32	0.32
45	854460	Electric conductors, for a voltage > 1.000 V, insulated, n.e.s.	0.57	0.43	0.37	0.45	1.60
46	850490	Parts of electrical transformers and inductors, n.e.s.	0.53	0.11	0.61	0.50	0.47

Rank	Hs Code	Commodity	2023	2022	2021	2020	2019
			\$ in Million	\$ in Million	\$ in Million	\$ in Million	\$ in Million
47	841490	Parts of: air or vacuum pumps, air or other gas compressors, fans and ventilating or recycling . . .	0.48	0.44	0.34	0.25	0.35
48	841459	Fans (excl. table, floor, wall, window, ceiling or roof fans, with a self-contained electric . . .	0.48	0.40	0.24	0.12	0.10
49	848140	Safety or relief valves	0.30	0.29	0.24	0.54	0.03
50	300242	Vaccines for veterinary medicine	0.24	0.20	---	---	---

Source: International Trade Center

**Table: K.2.1 Afghanistan's Major Import Categories from Türkiye**

Rank	Hs Code	Commodity	2023	2022	2021	2020	2019
			\$ in Million	\$ in Million	\$ in Million	\$ in Million	\$ in Million
		<b>Total Imports</b>	<b>256.41</b>	<b>269.53</b>	<b>258.64</b>	<b>207.84</b>	<b>156.48</b>
<b>1</b>	<b>85</b>	<b>Electrical machinery and equipment and parts thereof; sound recorders and reproducers, television ...</b>	<b>31.44</b>	<b>29.63</b>	<b>48.75</b>	<b>26.64</b>	<b>20.95</b>
	850213	Generating sets with compression-ignition internal combustion piston engine "diesel or semi-diesel . . .	5.57	9.43	5.28	0.33	0.65
	850710	Lead-acid accumulators of a kind used for starting piston engine "starter batteries" (excl. . . .	2.70	3.66	2.07	2.18	1.66
	853630	Apparatus for protecting electrical circuits for a voltage <= 1.000 V (excl. fuses and automatic . . .	2.56	1.00	0.22	0.14	0.14
	850212	Generating sets with compression-ignition internal combustion piston engine "diesel or semi-diesel . . .	1.98	3.09	1.24	0.13	0.14
	851310	Portable electrical lamps designed to function by their own source of energy	1.85	0.46	0.001	---	0.001
	850440	Static converters	1.83	0.62	0.16	0.51	0.34
	853649	Relays for a voltage > 60 V but <= 1.000 V	1.51	1.00	0.35	0.28	0.13
	853690	Electrical apparatus for switching electrical circuits, or for making connections to or in . . .	1.40	1.16	0.63	0.51	0.40
	853620	Automatic circuit breakers for a voltage <= 1.000 V	1.39	0.96	0.61	0.64	0.28
	851220	Electrical lighting or visual signalling equipment for motor vehicles (excl. lamps of heading . . .	1.22	1.16	0.14	0.02	0.01
	854449	Electric conductors, for a voltage <= 1.000 V, insulated, not fitted with connectors, n.e.s.	0.77	0.83	4.22	3.32	3.85
	854460	Electric conductors, for a voltage > 1.000 V, insulated, n.e.s.	0.57	0.43	0.37	0.45	1.60
	850490	Parts of electrical transformers and inductors, n.e.s.	0.53	0.11	0.61	0.50	0.47
<b>2</b>	<b>84</b>	<b>Nuclear reactors, boilers, machinery and mechanical appliances; parts thereof</b>	<b>22.96</b>	<b>23.52</b>	<b>27.70</b>	<b>24.66</b>	<b>18.78</b>
	843131	Parts of lifts, skip hoists or escalators, n.e.s.	4.55	3.59	3.75	2.31	0.50
	840890	Compression-ignition internal combustion piston engine "diesel or semi-diesel engine" (excl. . . .	3.49	2.10	0.66	0.00	0.04
	840999	Parts suitable for use solely or principally with compression-ignition internal combustion . . .	1.45	0.93	1.58	1.36	1.47
	841370	Centrifugal pumps, power-driven (excl. those of subheading 8413.11 and 8413.19, fuel, lubricating . . .	1.31	1.30	1.69	1.47	0.40
	840390	Parts of central heating boilers, n.e.s.	1.17	1.44	0.85	0.12	0.02
	848180	Appliances for pipes, boiler shells, tanks, vats or the like (excl. pressure-reducing valves, . . .	0.77	0.58	3.41	1.33	0.64
	841490	Parts of: air or vacuum pumps, air or other gas compressors, fans and ventilating or recycling . . .	0.48	0.44	0.34	0.25	0.35
	841459	Fans (excl. table, floor, wall, window, ceiling or roof fans, with a self-contained electric . . .	0.48	0.40	0.24	0.12	0.10
	848140	Safety or relief valves	0.30	0.29	0.24	0.54	0.03
<b>3</b>	<b>15</b>	<b>Animal, vegetable or microbial fats and oils and their cleavage products; prepared edible fats; ...</b>	<b>21.19</b>	<b>47.57</b>	<b>21.17</b>	<b>4.74</b>	<b>5.94</b>
	151219	Sunflower-seed or safflower oil and their fractions, whether or not refined, but not chemically . . .	19.93	44.81	17.40	3.33	3.67

Rank	Hs Code	Commodity	2023	2022	2021	2020	2019
			\$ in Million	\$ in Million	\$ in Million	\$ in Million	\$ in Million
	151529	Maize oil and fractions thereof, whether or not refined, but not chemically modified (excl. . . .	0.89	---	1.17	0.75	1.94
<b>4</b>	<b>23</b>	<b>Residues and waste from the food industries; prepared animal fodder</b>	<b>19.55</b>	<b>10.32</b>	<b>4.29</b>	<b>4.24</b>	<b>1.78</b>
	230400	Oilcake and other solid residues, whether or not ground or in the form of pellets, resulting . . .	19.01	10.09	4.21	3.87	1.44
<b>5</b>	<b>29</b>	<b>Organic chemicals</b>	<b>15.16</b>	<b>11.82</b>	<b>4.50</b>	<b>2.55</b>	<b>0.74</b>
	292910	Isocyanates	12.32	9.49	2.59	0.25	0.18
	291712	Adipic acid, its salts and esters	0.92	0.39	0.47	1.03	0.18
	293690	Provitamins and mixtures of vitamins, of provitamins or of concentrates, whether or not in . . .	0.67	0.57	0.23	0.32	0.32
<b>6</b>	<b>39</b>	<b>Plastics and articles thereof</b>	<b>12.62</b>	<b>13.01</b>	<b>11.30</b>	<b>8.79</b>	<b>5.07</b>
	390190	Polymers of ethylene, in primary forms (excl. polyethylene and ethylene-vinyl acetate copolymers)	2.53	1.09	---	0.004	0.002
	390931	Poly"methylene phenyl isocyanate" " crude MDI, polymeric MDI", in primary forms	1.97	2.52	1.69	0.13	0.03
	390729	Polyethers, in primary forms (excl. polyacetals, bis(polyoxyethylene) methylphosphonate and . . .	1.87	1.39	---	---	---
	390690	Acrylic polymers, in primary forms (excl. poly"methyl methacrylate")	0.69	0.98	0.03	0.08	0.10
<b>7</b>	<b>40</b>	<b>Rubber and articles thereof</b>	<b>11.89</b>	<b>8.45</b>	<b>8.74</b>	<b>11.01</b>	<b>4.90</b>
	401120	New pneumatic tyres, of rubber, of a kind used for buses and lorries (excl. tyres with lug, . . .	7.51	3.01	4.62	2.89	2.81
	401110	New pneumatic tyres, of rubber, of a kind used for motor cars, incl. station wagons and racing . . .	2.53	2.90	1.89	5.04	0.74
	401693	Gaskets, washers and other seals, of vulcanised rubber (excl. hard rubber and those of cellular . . .	0.67	0.50	0.09	0.20	0.05
<b>8</b>	<b>30</b>	<b>Pharmaceutical products</b>	<b>10.39</b>	<b>10.82</b>	<b>8.96</b>	<b>15.67</b>	<b>13.04</b>
	300490	Medicaments consisting of mixed or unmixed products for therapeutic or prophylactic purposes, . . .	5.83	4.85	4.82	7.77	6.96
	300420	Medicaments containing antibiotics, put up in measured doses "incl. those for transdermal administration" . . .	3.21	5.01	3.14	6.29	4.89
	300410	Medicaments containing penicillins or derivatives thereof with a penicillanic acid structure, . . .	0.84	0.52	0.89	1.19	0.96
	300242	Vaccines for veterinary medicine	0.24	0.20	---	---	---
<b>9</b>	<b>11</b>	<b>Products of the milling industry; malt; starches; inulin; wheat gluten</b>	<b>10.20</b>	<b>12.48</b>	<b>16.67</b>	<b>0.02</b>	<b>0.01</b>
	110100	Wheat or meslin flour	10.20	12.48	16.66	0.01	0.00
<b>10</b>	<b>71</b>	<b>Natural or cultured pearls, precious or semi-precious stones, precious metals, metals clad ...</b>	<b>9.54</b>	<b>9.77</b>	<b>6.60</b>	<b>3.57</b>	<b>2.88</b>
	711319	Articles of jewellery and parts thereof, of precious metal other than silver, whether or not . . .	8.06	8.49	5.97	3.13	2.58
	711311	Articles of jewellery and parts thereof, of silver, whether or not plated or clad with other . . .	1.48	1.28	0.62	0.44	0.29
<b>11</b>	<b>57</b>	<b>Carpets and other textile floor coverings</b>	<b>6.90</b>	<b>10.87</b>	<b>12.86</b>	<b>11.69</b>	<b>10.58</b>
	570242	Carpets and other floor coverings, of man-made textile materials, woven, not tufted or flocked, . . .	6.79	10.68	12.73	11.47	10.50
<b>12</b>	<b>33</b>	<b>Essential oils and resinoids; perfumery, cosmetic or toilet preparations</b>	<b>6.25</b>	<b>4.73</b>	<b>3.12</b>	<b>2.73</b>	<b>3.23</b>
	330510	Shampoos	1.62	1.32	1.27	1.57	1.79
	330210	Mixtures of odoriferous substances and mixtures, incl. alcoholic solutions, with a basis of . . .	1.17	0.81	0.44	0.35	0.28
<b>13</b>	<b>21</b>	<b>Miscellaneous edible preparations</b>	<b>4.41</b>	<b>2.69</b>	<b>3.50</b>	<b>4.58</b>	<b>2.96</b>
	210690	Food preparations, n.e.s.	3.55	2.33	2.89	3.20	2.13
<b>14</b>	<b>62</b>	<b>Articles of apparel and clothing accessories, not knitted or crocheted</b>	<b>4.35</b>	<b>1.92</b>	<b>3.07</b>	<b>2.41</b>	<b>3.27</b>
	620920	Babies' garments and clothing accessories of cotton (excl. knitted or crocheted and hats, napkins . . .	1.07	0.001	0.002	0.003	0.002

Rank	Hs Code	Commodity	2023	2022	2021	2020	2019
			\$ in Million	\$ in Million	\$ in Million	\$ in Million	\$ in Million
15	96	Miscellaneous manufactured articles	4.31	1.09	1.48	4.20	3.65
	961900	Sanitary towels (pads) and tampons, napkins and napkin liners, and similar articles, of any . . .	3.86	0.74	1.30	3.56	3.55
16	32	Tanning or dyeing extracts; tannins and their derivatives; dyes, pigments and other colouring ...	4.16	3.28	2.73	1.35	0.41
	320890	Paints and varnishes based, incl. enamels and lacquers, on synthetic polymers or chemically . . .	2.41	1.77	1.13	0.43	0.02
	320820	Paints and varnishes, incl. enamels and lacquers, based on acrylic or vinyl polymers, dispersed . . .	1.10	0.47	0.45	0.06	0.003

Source: International Trade Center

**Table: M.1 Afghanistan's Top 50 Product Exports to United Arab Emirates**

Rank	HS Code	Commodity	2023	2022	2021	2020	2019
			\$ in Million	\$ in Million	\$ in Million	\$ in Million	\$ in Million
		<b>Total Exports</b>	<b>9.48<sup>Est</sup></b>	<b>34.74</b>	<b>466.23</b>	<b>573.22</b>	<b>1004.43</b>
1	710812	Gold, incl. gold plated with platinum, unwrought, for non-monetary purposes (excl. gold in . . .	---	9.10	418.94	540.32	967.69
2	080620	Dried grapes	---	5.50	12.62	8.38	6.80
3	080212	Fresh or dried almonds, shelled	---	2.31	3.35	0.68	2.77
4	080420	Fresh or dried figs	---	1.94	1.32	1.37	1.80
5	090931	Cumin seeds, neither crushed nor ground	---	1.31	2.03	2.80	1.57
6	080252	Fresh or dried pistachios, shelled	---	1.26	1.66	5.05	1.47
7	121299	Fruit stones and kernels and other vegetable products, incl. unroasted chicory roots of the . . .	---	1.02	1.78	1.78	0.44
8	071390	Dried, shelled leguminous vegetables, whether or not skinned or split (excl. peas, chickpeas, . . .	---	0.93	3.51	1.00	0.10
9	071331	Dried, shelled beans of species "Vigna mungo [L.] Hepper or Vigna radiata [L.] Wilczek", whether . . .	---	0.78	0.24	0.13	0.14
10	091020	Saffron	---	0.67	1.74	0.30	0.28
11	090932	Cumin seeds, crushed or ground	---	0.61	0.59	0.71	---
12	710391	Rubies, sapphires and emeralds, worked, whether or not graded, but not strung, mounted or set, . . .	---	0.59	2.91	0.001	4.87
13	220210	Waters, incl. mineral and aerated, with added sugar, sweetener or flavour, for direct consumption . . .	---	0.58	0.42	0.22	0.40
14	071339	Dried, shelled beans "Vigna and Phaseolus", whether or not skinned or split (excl. beans of . . .	---	0.51	---	0.004	---
15	080211	Fresh or dried almonds in shell	---	0.45	0.86	0.63	0.30
16	570110	Carpets and other textile floor coverings, of wool or fine animal hair, knotted, whether or . . .	---	0.45	0.24	0.09	0.17
17	080292	Fresh or dried pine nuts, shelled	---	0.41	---	---	---
18	080940	Fresh plums and sloes	---	0.32	0.55	0.45	0.28
19	880730	Parts of aeroplanes, helicopters or unmanned aircraft, n.e.s. (excl. those for gliders)	---	0.30	---	---	---
20	081310	Dried apricots	---	0.28	0.20	0.24	0.40
21	080291	Fresh or dried pine nuts, in shell	---	0.24	---	---	---
22	130190	Lac; natural gums, resins, gum-resins, balsams and other natural oleoresins (excl. gum Arabic)	---	0.21	0.25	0.07	0.13
23	130120	Natural gum Arabic	---	0.20	0.25	0.06	---
24	081320	Dried prunes	---	0.18	0.15	0.02	---
25	090831	Cardamoms, neither crushed nor ground	---	0.15	---	---	---
26	120929	Seeds of forage plants for sowing (excl. of cereals and of sugar beet, alfalfa, clover "Trifolium . . .	---	0.14	0.01	---	---
27	080251	Fresh or dried pistachios, in shell	---	0.12	0.78	4.26	5.07
28	080610	Fresh grapes	---	0.11	0.02	0.01	0.01
29	081340	Dried peaches, pears, papaws "papayas", tamarinds and other edible fruits (excl. nuts, bananas, . . .	---	0.09	0.003	0.05	0.71
30	080410	Fresh or dried dates	---	0.067	0.05	---	---

Rank	HS Code	Commodity	2023	2022	2021	2020	2019
			\$ in Million	\$ in Million	\$ in Million	\$ in Million	\$ in Million
31	070820	Fresh or chilled beans "Vigna spp., Phaseolus spp.", shelled or unshelled	---	0.067	0.004	0.003	---
32	120740	Sesamum seeds, whether or not broken	---	0.066	---	---	---
33	570190	Carpets and other textile floor coverings, of textile materials, knotted, whether or not made . . .	---	0.063	0.04	0.02	0.01
34	570339	Carpets and other floor coverings, of man-made textile materials, tufted "needle punched", . . .	---	0.056	---	---	---
35	080232	Fresh or dried walnuts, shelled	---	0.052	0.04	0.04	0.01
36	070890	Fresh or chilled leguminous vegetables, shelled or unshelled (excl. peas "Pisum sativum" and . . .	---	0.043	---	---	---
37	081090	Fresh tamarinds, cashew apples, jackfruit, lychees, sapodillo plums, passion fruit, carambola, . . .	---	0.042	0.07	0.05	0.02
38	081210	Cherries, provisionally preserved, e.g. by sulphur dioxide gas, in brine, in sulphur water . . .	---	0.034	---	---	---
39	090922	Coriander seeds, crushed or ground	---	0.026	0.02	---	---
40	081350	Mixtures of nuts or dried fruits	---	0.024	0.001	0.01	0.00
41	090921	Coriander seeds, neither crushed nor ground	---	0.024	0.01	---	---
42	570242	Carpets and other floor coverings, of man-made textile materials, woven, not tufted or flocked, . . .	---	0.020	0.01	0.002	0.02
43	120770	Melon seeds	---	0.019	0.07	0.75	0.54
44	080910	Fresh apricots	---	0.018	0.05	0.09	0.08
45	080711	Fresh watermelons	---	0.017	---	---	0.004
46	070310	Fresh or chilled onions and shallots	---	0.014	0.07	0.02	0.03
47	711311	Articles of jewellery and parts thereof, of silver, whether or not plated or clad with other . . .	---	0.013	---	0.01	0.002
48	090961	Juniper berries and seeds of anise, badian, caraway or fennel, neither crushed nor ground	---	0.013	0.01	0.01	---
49	711320	Articles of jewellery and parts thereof, of base metal clad with precious metal (excl. articles . . .	---	0.012	---	---	---
50	081120	Frozen raspberries, blackberries, mulberries, loganberries, black-, white- or red currants . . .	---	---	---	0.003	---

Source: International Trade Center

**Table: M.1.1 Afghanistan's Major Export Categories to United Arab Emirates**

Rank	HS Code	Commodity	2023	2022	2021	2020	2019
			\$ in Million	\$ in Million	\$ in Million	\$ in Million	\$ in Million
		<b>Total Exports</b>	<b>9.48<sup>est</sup></b>	<b>34.74</b>	<b>466.23</b>	<b>573.22</b>	<b>1,004.43</b>
<b>1</b>	<b>08</b>	<b>Edible fruit and nuts; peel of citrus fruit or melons</b>	---	<b>13.83</b>	<b>24.32</b>	<b>23.22</b>	<b>20.15</b>
	080620	Dried grapes	---	5.50	12.62	8.38	6.80
	080212	Fresh or dried almonds, shelled	---	2.31	3.35	0.68	2.77
	080420	Fresh or dried figs	---	1.94	1.32	1.37	1.80
	080252	Fresh or dried pistachios, shelled	---	1.26	1.66	5.05	1.47
	080211	Fresh or dried almonds in shell	---	0.45	0.86	0.63	0.30
	080292	Fresh or dried pine nuts, shelled	---	0.41	---	---	---
	080940	Fresh plums and sloes	---	0.32	0.55	0.45	0.28
	081310	Dried apricots	---	0.28	0.20	0.24	0.40
	080291	Fresh or dried pine nuts, in shell	---	0.24	---	---	---
	081320	Dried prunes	---	0.18	0.15	0.02	---
	080251	Fresh or dried pistachios, in shell	---	0.12	0.78	4.26	5.07
	080610	Fresh grapes	---	0.11	0.02	0.01	0.01
	081340	Dried peaches, pears, papaws "papayas", tamarinds and other edible fruits (excl. nuts, bananas, . . .	---	0.09	0.003	0.05	0.71
	080410	Fresh or dried dates	---	0.07	0.05	---	---
	080232	Fresh or dried walnuts, shelled	---	0.05	0.04	0.04	0.01

Rank	HS Code	Commodity	2023	2022	2021	2020	2019
			\$ in Million	\$ in Million	\$ in Million	\$ in Million	\$ in Million
	081090	Fresh tamarinds, cashew apples, jackfruit, lychees, sapodillo plums, passion fruit, carambola, . . .	---	0.04	0.07	0.05	0.02
	081210	Cherries, provisionally preserved, e.g. by sulphur dioxide gas, in brine, in sulphur water . . .	---	0.03	---	---	---
	081350	Mixtures of nuts or dried fruits	---	0.02	0.001	0.01	0.00
	080910	Fresh apricots	---	0.02	0.05	0.09	0.08
	080711	Fresh watermelons	---	0.02	---	---	0.004
	081120	Frozen raspberries, blackberries, mulberries, loganberries, black-, white- or red currants . . .	---	---	---	0.003	---
<b>2</b>	<b>71</b>	<b>Natural or cultured pearls, precious or semi-precious stones, precious metals, metals clad ...</b>	---	<b>9.74</b>	<b>422.13</b>	<b>540.42</b>	<b>976.46</b>
	710812	Gold, incl. gold plated with platinum, unwrought, for non-monetary purposes (excl. gold in . . .	---	9.10	418.94	540.32	967.69
	710391	Rubies, sapphires and emeralds, worked, whether or not graded, but not strung, mounted or set, . . .	---	0.59	2.91	0.001	4.87
	711311	Articles of jewellery and parts thereof, of silver, whether or not plated or clad with other . . .	---	0.01	---	0.01	0.002
	711320	Articles of jewellery and parts thereof, of base metal clad with precious metal (excl. articles . . .	---	0.01	---	---	---
<b>3</b>	<b>09</b>	<b>Coffee, tea, maté and spices</b>	---	<b>2.81</b>	<b>4.49</b>	<b>3.84</b>	<b>1.87</b>
	090931	Cumin seeds, neither crushed nor ground	---	1.31	2.03	2.80	1.57
	091020	Saffron	---	0.67	1.74	0.30	0.28
	090932	Cumin seeds, crushed or ground	---	0.61	0.59	0.71	---
	090831	Cardamoms, neither crushed nor ground	---	0.15	0.00	0.00	0.00
	090922	Coriander seeds, crushed or ground	---	0.03	0.02	---	---
	090921	Coriander seeds, neither crushed nor ground	---	0.02	0.01	---	---
	090961	Juniper berries and seeds of anise, badian, caraway or fennel, neither crushed nor ground	---	0.01	0.01	0.01	---
<b>4</b>	<b>07</b>	<b>Edible vegetables and certain roots and tubers</b>	---	<b>2.34</b>	<b>3.88</b>	<b>1.20</b>	<b>0.34</b>
	071390	Dried, shelled leguminous vegetables, whether or not skinned or split (excl. peas, chickpeas, . . .	---	0.93	3.51	1.00	0.10
	071331	Dried, shelled beans of species "Vigna mungo [L.] Hepper or Vigna radiata [L.] Wilczek", whether . . .	---	0.78	0.24	0.13	0.14
	071339	Dried, shelled beans "Vigna and Phaseolus", whether or not skinned or split (excl. beans of . . .	---	0.51	---	0.004	---
	070820	Fresh or chilled beans "Vigna spp., Phaseolus spp.", shelled or unshelled	---	0.07	0.004	0.003	---
	070890	Fresh or chilled leguminous vegetables, shelled or unshelled (excl. peas "Pisum sativum" and . . .	---	0.04	---	---	---
	070310	Fresh or chilled onions and shallots	---	0.01	0.07	0.02	0.03
<b>5</b>	<b>12</b>	<b>Oil seeds and oleaginous fruits; miscellaneous grains, seeds and fruit; industrial or medicinal ...</b>	---	<b>1.29</b>	<b>2.26</b>	<b>2.64</b>	<b>1.20</b>
	121299	Fruit stones and kernels and other vegetable products, incl. unroasted chicory roots of the . . .	---	1.02	1.78	1.78	0.44
	120929	Seeds of forage plants for sowing (excl. of cereals and of sugar beet, alfalfa, clover "Trifolium . . .	---	0.14	0.01	---	---
	120740	Sesamum seeds, whether or not broken	---	0.07	---	---	---
	120770	Melon seeds	---	0.02	0.07	0.75	0.54
<b>6</b>	<b>88</b>	<b>Aircraft, spacecraft, and parts thereof</b>	---	<b>1.23</b>	<b>0.30</b>	<b>0.002</b>	<b>0.07</b>
	880730	Parts of aeroplanes, helicopters or unmanned aircraft, n.e.s. (excl. those for gliders)	---	0.30	---	---	---
<b>7</b>	<b>57</b>	<b>Carpets and other textile floor coverings</b>	---	<b>0.68</b>	<b>0.39</b>	<b>0.27</b>	<b>0.33</b>
	570110	Carpets and other textile floor coverings, of wool or fine animal hair, knotted, whether or . . .	---	0.45	0.24	0.09	0.17
	570190	Carpets and other textile floor coverings, of textile materials, knotted, whether or not made . . .	---	0.06	0.04	0.02	0.01
	570339	Carpets and other floor coverings, of man-made textile materials, tufted "needle punched", . . .	---	0.06	---	---	---

Rank	HS Code	Commodity	2023	2022	2021	2020	2019
			\$ in Million	\$ in Million	\$ in Million	\$ in Million	\$ in Million
	570242	Carpets and other floor coverings, of man-made textile materials, woven, not tufted or flopped, . . .	---	0.02	0.01	0.002	0.02
<b>8</b>	<b>22</b>	<b>Beverages, spirits and vinegar</b>	---	<b>0.58</b>	<b>0.42</b>	<b>0.31</b>	<b>0.53</b>
	220210	Waters, incl. mineral and aerated, with added sugar, sweetener or flavour, for direct consumption . . .	---	0.58	0.42	0.22	0.40
<b>9</b>	<b>13</b>	<b>Lac; gums, resins and other vegetable saps and extracts</b>	---	<b>0.41</b>	<b>0.49</b>	<b>0.15</b>	<b>0.19</b>
	130190	Lac; natural gums, resins, gum-resins, balsams and other natural oleoresins (excl. gum Arabic)	---	0.21	0.25	0.07	0.13
	130120	Natural gum Arabic	---	0.20	0.25	0.06	---

Source: International Trade Center. Note Est=Estimated value of total exports in 2023

**Table: M.2 Afghanistan's Top 50 Product Imports from United Arab Emirates**

Rank	Hs Code	Commodity	2023	2022	2021	2020	2019
			\$ in Million	\$ in Million	\$ in Million	\$ in Million	\$ in Million
		<b>Total Imports</b>	<b>1,254.38<sup>Est</sup></b>	<b>1,224.23</b>	<b>1,166.09</b>	<b>1,660.98</b>	<b>1,620.24</b>
1	240220	Cigarettes, containing tobacco	---	347.01	269.05	459.03	293.74
2	711319	Articles of jewellery and parts thereof, of precious metal other than silver, whether or not . . .	---	123.92	87.52	66.46	22.77
3	851713	Smartphones for wireless networks	---	1,10.23	---	---	---
4	870899	Parts and accessories, for tractors, motor vehicles for the transport of ten or more persons, . . .	---	70.76	48.55	78.49	121.53
5	271019	Medium oils and preparations, of petroleum or bituminous minerals, not containing biodiesel, . . .	---	48.05	42.29	40.15	42.62
6	401110	New pneumatic tyres, of rubber, of a kind used for motor cars, incl. station wagons and racing . . .	---	34.26	26.38	27.64	19.66
7	80212	Fresh or dried almonds, shelled	---	19.56	14.55	13.92	20.07
8	151190	Palm oil and its fractions, whether or not refined (excl. chemically modified and crude)	---	18.90	28.42	9.72	8.60
9	847130	Data-processing machines, automatic, portable, weighing <= 10 kg, consisting of at least a . . .	---	14.32	7.47	13.58	8.47
10	710812	Gold, incl. gold plated with platinum, unwrought, for non-monetary purposes (excl. gold in . . .	---	14.03	28.52	0.05	0.43
11	80132	Fresh or dried cashew nuts, shelled	---	11.67	11.61	7.63	10.10
12	850710	Lead-acid accumulators of a kind used for starting piston engine "starter batteries" (excl. . . .	---	9.57	9.78	22.52	8.96
13	401120	New pneumatic tyres, of rubber, of a kind used for buses and lorries (excl. tyres with lug, . . .	---	9.31	8.67	16.90	11.74
14	390931	Poly"methylene phenyl isocyanate" "crude MDI, polymeric MDI", in primary forms	---	9.25	2.14	1.90	0.26
15	870333	Motor cars and other motor vehicles principally designed for the transport of <10 persons, . . .	---	8.09	0.39	0.16	6.72
16	540752	Woven fabrics of yarn containing >= 85% by weight of textured polyester filaments, incl. monofilament . . .	---	7.92	5.09	2.47	4.05
17	240319	Smoking tobacco, whether or not containing tobacco substitutes in any proportion (excl. water-pipe . . .	---	7.43	1.38	10.00	0.59
18	848210	Ball bearings	---	7.43	5.73	9.28	16.08
19	870893	Clutches and parts thereof, for tractors, motor vehicles for the transport of ten or more persons, . . .	---	7.07	4.01	3.66	4.09
20	841510	Air conditioning machines designed to be fixed to a window, wall, ceiling or floor, self-contained . . .	---	6.93	8.27	10.36	1.43
21	401220	Used pneumatic tyres of rubber	---	5.96	11.15	13.83	11.53
22	540761	Woven fabrics of yarn containing >= 85% by weight of non-textured polyester filaments, incl. . . .	---	5.68	4.12	3.64	4.12
23	840991	Parts suitable for use solely or principally with spark-ignition internal combustion piston . . .	---	5.56	7.56	10.11	5.30
24	80211	Fresh or dried almonds in shell	---	5.55	3.53	5.02	4.48
25	841290	Parts of non-electrical engines and motors, n.e.s.	---	4.88	31.04	33.22	20.49

Rank	Hs Code	Commodity	2023	2022	2021	2020	2019
			\$ in Million	\$ in Million	\$ in Million	\$ in Million	\$ in Million
26	842240	Packing or wrapping machinery, incl. heat-shrink wrapping machinery (excl. machinery for filling, . . .	---	4.78	0.02	3.05	0.33
27	851110	Sparking plugs of a kind used for spark-ignition or compression-ignition internal combustion . . .	---	4.66	4.87	1.94	3.27
28	854141	Light emitting diodes "LED"	---	4.51	---	---	---
29	852351	Solid-state, non-volatile data storage devices for recording data from an external source [flash . . .	---	4.06	0.45	0.39	0.45
30	851762	Machines for the reception, conversion and transmission or regeneration of voice, images or . . .	---	3.90	2.50	4.32	8.50
31	844313	Offset printing machinery (excl. sheet fed offset printing machinery, sheet size <= 22 x 36 . . .	---	3.63	---	---	0.53
32	851779	Parts of telephone sets, telephones for cellular networks or for other wireless networks and . . .	---	3.46	---	---	---
33	240311	Water-pipe tobacco (excl. tobacco-free. See subheading note 1.)	---	3.35	5.33	2.13	1.84
34	390729	Polyethers, in primary forms (excl. polyacetals, bis(polyoxyethylene) methylphosphonate and . . .	---	3.22	---	---	---
35	390210	Polypropylene, in primary forms	---	2.84	2.21	1.18	1.04
36	870324	Motor cars and other motor vehicles principally designed for the transport of <10 persons, . . .	---	2.67	3.89	8.59	9.74
37	840999	Parts suitable for use solely or principally with compression-ignition internal combustion . . .	---	2.48	5.86	7.89	19.56
38	848220	Tapered roller bearings, incl. cone and tapered roller assemblies	---	2.45	1.28	2.85	3.06
39	851714	Telephones for cellular networks or for other wireless networks (excl. line telephone sets . . .	---	2.38	---	---	---
40	850213	Generating sets with compression-ignition internal combustion piston engine "diesel or semi-diesel . . .	---	2.26	1.18	1.46	1.35
41	851830	Headphones and earphones, whether or not combined with microphone, and sets consisting of a . . .	---	2.24	0.85	0.23	0.02
42	870880	Suspension systems and parts thereof, incl. shock-absorbers, for tractors, motor vehicles for . . .	---	2.24	1.88	2.09	2.58
43	870323	Motor cars and other motor vehicles principally designed for the transport of <10 persons, . . .	---	2.01	3.86	6.63	5.95
44	852352	Cards incorporating one or more electronic integrated circuits "smart cards"	---	1.97	1.09	0.82	1.70
45	848330	Bearing housings for machinery, not incorporating ball or roller bearings; plain shaft bearings . . .	---	1.96	2.53	2.48	0.89
46	392690	Articles of plastics and articles of other materials of heading 3901 to 3914, n.e.s (excl. . . .	---	1.92	1.01	1.28	0.60
47	401190	New pneumatic tyres, of rubber (excl. of a kind used on agricultural, forestry, construction, . . .	---	1.22	1.90	1.40	1.51
48	240399	Chewing tobacco, snuff and other manufactured tobacco and manufactured tobacco substitutes, . . .	---	1.14	0.48	0.11	0.36
49	392610	Office or school supplies, of plastics, n.e.s.	---	1.09	0.23	0.10	0.03
50	851761	Base stations of apparatus for the transmission or reception of voice, images or other data	---	1.06	---	0.02	0.00

Source: International Trade Center

**Table: M.2.1 Afghanistan's Major Import Categories from United Arab Emirates**

Rank	Hs Code	Commodity	2023	2022	2021	2020	2019
			\$ in Million	\$ in Million	\$ in Million	\$ in Million	\$ in Million
		<b>Total Imports</b>	<b>1,254.38<sup>Est</sup></b>	<b>1,224.23</b>	<b>1,166.09</b>	<b>1,660.98</b>	<b>1,620.24</b>
1	24	<b>Tobacco and manufactured tobacco substitutes; products, whether or not containing nicotine, ...</b>	---	360.27	276.65	472.34	297.24
	240220	Cigarettes, containing tobacco	---	347.01	269.05	459.03	293.74
	240319	Smoking tobacco, whether or not containing tobacco substitutes in any proportion (excl. water-pipe . . .	---	7.43	1.38	10.00	0.59

Rank	Hs Code	Commodity	2023	2022	2021	2020	2019
			\$ in Million	\$ in Million	\$ in Million	\$ in Million	\$ in Million
	240311	Water-pipe tobacco (excl. tobacco-free. See subheading note 1.)	---	3.35	5.33	2.13	1.84
	240399	Chewing tobacco, snuff and other manufactured tobacco and manufactured tobacco substitutes, . . .	---	1.14	0.48	0.11	0.36
<b>2</b>	<b>85</b>	<b>Electrical machinery and equipment and parts thereof; sound recorders and reproducers, television ...</b>	---	<b>179.42</b>	<b>128.81</b>	<b>223.80</b>	<b>291.32</b>
	851713	Smartphones for wireless networks	---	110.23	---	---	---
	850710	Lead-acid accumulators of a kind used for starting piston engine "starter batteries" (excl. . . .	---	9.57	9.78	22.52	8.96
	851110	Sparking plugs of a kind used for spark-ignition or compression-ignition internal combustion . . .	---	4.66	4.87	1.94	3.27
	854141	Light emitting diodes "LED"	---	4.51	---	---	---
	852351	Solid-state, non-volatile data storage devices for recording data from an external source [flash . . .	---	4.06	0.45	0.39	0.45
	851762	Machines for the reception, conversion and transmission or regeneration of voice, images or . . .	---	3.90	2.50	4.32	8.50
	851779	Parts of telephone sets, telephones for cellular networks or for other wireless networks and . . .	---	3.46	---	---	---
	851714	Telephones for cellular networks or for other wireless networks (excl. line telephone sets . . .	---	2.38	---	---	---
	850213	Generating sets with compression-ignition internal combustion piston engine "diesel or semi-diesel . . .	---	2.26	1.18	1.46	1.35
	851830	Headphones and earphones, whether or not combined with microphone, and sets consisting of a . . .	---	2.24	0.85	0.23	0.02
	852352	Cards incorporating one or more electronic integrated circuits "smart cards"	---	1.97	1.09	0.82	1.70
	851761	Base stations of apparatus for the transmission or reception of voice, images or other data	---	1.06	---	0.02	0.00
<b>3</b>	<b>71</b>	<b>Natural or cultured pearls, precious or semi-precious stones, precious metals, metals clad ...</b>	---	<b>137.97</b>	<b>116.09</b>	<b>66.56</b>	<b>23.27</b>
	711319	Articles of jewellery and parts thereof, of precious metal other than silver, whether or not . . .	---	123.92	87.52	66.46	22.77
	710812	Gold, incl. gold plated with platinum, unwrought, for non-monetary purposes (excl. gold in . . .	---	14.03	28.52	0.05	0.43
<b>4</b>	<b>87</b>	<b>Vehicles other than railway or tramway rolling stock, and parts and accessories thereof</b>	---	<b>98.37</b>	<b>78.35</b>	<b>125.65</b>	<b>181.41</b>
	870899	Parts and accessories, for tractors, motor vehicles for the transport of ten or more persons, . . .	---	70.76	48.55	78.49	121.53
	870333	Motor cars and other motor vehicles principally designed for the transport of <10 persons, . . .	---	8.09	0.39	0.16	6.72
	870893	Clutches and parts thereof, for tractors, motor vehicles for the transport of ten or more persons, . . .	---	7.07	4.01	3.66	4.09
	870324	Motor cars and other motor vehicles principally designed for the transport of <10 persons, . . .	---	2.67	3.89	8.59	9.74
	870880	Suspension systems and parts thereof, incl. shock-absorbers, for tractors, motor vehicles for . . .	---	2.24	1.88	2.09	2.58
	870323	Motor cars and other motor vehicles principally designed for the transport of <10 persons, . . .	---	2.01	3.86	6.63	5.95
<b>5</b>	<b>84</b>	<b>Nuclear reactors, boilers, machinery and mechanical appliances; parts thereof</b>	---	<b>83.25</b>	<b>131.60</b>	<b>164.73</b>	<b>149.87</b>
	847130	Data-processing machines, automatic, portable, weighing <= 10 kg, consisting of at least a . . .	---	14.32	7.47	13.58	8.47
	848210	Ball bearings	---	7.43	5.73	9.28	16.08
	841510	Air conditioning machines designed to be fixed to a window, wall, ceiling or floor, self-contained . . .	---	6.93	8.27	10.36	1.43
	840991	Parts suitable for use solely or principally with spark-ignition internal combustion piston . . .	---	5.56	7.56	10.11	5.30
	841290	Parts of non-electrical engines and motors, n.e.s.	---	4.88	31.04	33.22	20.49


Rank	Hs Code	Commodity	2023	2022	2021	2020	2019
			\$ in Million	\$ in Million	\$ in Million	\$ in Million	\$ in Million
	842240	Packing or wrapping machinery, incl. heat-shrink wrapping machinery (excl. machinery for filling, . . .	---	4.78	0.02	3.05	0.33
	844313	Offset printing machinery (excl. sheet fed offset printing machinery, sheet size <= 22 x 36 . . .	---	3.63	---	---	0.53
	840999	Parts suitable for use solely or principally with compression-ignition internal combustion . . .	---	2.48	5.86	7.89	19.56
	848220	Tapered roller bearings, incl. cone and tapered roller assemblies	---	2.45	1.28	2.85	3.06
	848330	Bearing housings for machinery, not incorporating ball or roller bearings; plain shaft bearings . . .	---	1.96	2.53	2.48	0.89
<b>6</b>	<b>40</b>	<b>Rubber and articles thereof</b>	---	<b>55.23</b>	<b>55.20</b>	<b>71.50</b>	<b>47.43</b>
	401110	New pneumatic tyres, of rubber, of a kind used for motor cars, incl. station wagons and racing . . .	---	34.26	26.38	27.64	19.66
	401120	New pneumatic tyres, of rubber, of a kind used for buses and lorries (excl. tyres with lug, . . .	---	9.31	8.67	16.90	11.74
	401220	Used pneumatic tyres of rubber	---	5.96	11.15	13.83	11.53
	401190	New pneumatic tyres, of rubber (excl. of a kind used on agricultural, forestry, construction, . . .	---	1.22	1.90	1.40	1.51
<b>7</b>	<b>27</b>	<b>Mineral fuels, mineral oils and products of their distillation; bituminous substances; mineral ...</b>	---	<b>48.43</b>	<b>42.46</b>	<b>40.35</b>	<b>42.79</b>
	271019	Medium oils and preparations, of petroleum or bituminous minerals, not containing biodiesel, . . .	---	48.05	42.29	40.15	42.62
<b>8</b>	<b>08</b>	<b>Edible fruit and nuts; peel of citrus fruit or melons</b>	---	<b>38.32</b>	<b>34.39</b>	<b>38.14</b>	<b>52.09</b>
	80212	Fresh or dried almonds, shelled	---	19.56	14.55	13.92	20.07
	80132	Fresh or dried cashew nuts, shelled	---	11.67	11.61	7.63	10.10
	80211	Fresh or dried almonds in shell	---	5.55	3.53	5.02	4.48
<b>9</b>	<b>39</b>	<b>Plastics and articles thereof</b>	---	<b>25.55</b>	<b>16.69</b>	<b>18.84</b>	<b>13.17</b>
	390931	Poly"methylene phenyl isocyanate" "crude MDI, polymeric MDI", in primary forms	---	9.25	2.14	1.90	0.26
	390729	Polyethers, in primary forms (excl. polyacetals, bis(polyoxyethylene) methylphosphonate and . . .	---	3.22	---	---	---
	390210	Polypropylene, in primary forms	---	2.84	2.21	1.18	1.04
	392690	Articles of plastics and articles of other materials of heading 3901 to 3914, n.e.s (excl. . . .	---	1.92	1.01	1.28	0.60
	392610	Office or school supplies, of plastics, n.e.s.	---	1.09	0.23	0.10	0.03
<b>10</b>	<b>15</b>	<b>Animal, vegetable or microbial fats and oils and their cleavage products; prepared edible fats; ...</b>	---	<b>19.57</b>	<b>30.44</b>	<b>14.28</b>	<b>11.11</b>
	151190	Palm oil and its fractions, whether or not refined (excl. chemically modified and crude)	---	18.90	28.42	9.72	8.60
<b>11</b>	<b>54</b>	<b>Man-made filaments; strip and the like of man-made textile materials</b>	---	<b>17.78</b>	<b>12.38</b>	<b>11.43</b>	<b>13.17</b>
	540752	Woven fabrics of yarn containing >= 85% by weight of textured polyester filaments, incl. monofilament . . .	---	7.92	5.09	2.47	4.05
	540761	Woven fabrics of yarn containing >= 85% by weight of non-textured polyester filaments, incl. . . .	---	5.68	4.12	3.64	4.12


Source: International Trade Center. Note Est=Estimated value of total imports in 2023

**Table: N.1 List of Interviews conducted by Pakistan Business Council Team in Peshawar**


Date	Time	Name	Organization/ Firm/Co	Contact #	Address	District	Status
14-Jan-25	11:30	<b>Fazal Moqem Khan</b>	President SCCI	0321-9042039	SCCI, GT Road, Peshawar	City	Done
	12:30	<b>Mr. Shahid Husain</b>	Cement Exporter	0333-9477717	SCCI Bldg, G T Road, Peshawar	City	Done
	14:00	<b>Mr. Faiz Muhammad</b>	Importer/Exporter	0300-8580090	SCCI Office	City	Done
	15:00	<b>Mr. Zia ul Haq Sarhadi</b>	Customs Clearance	0344-8590110	SCCI office	City	Done
15-Jan-25	10:00	<b>Ammar Arooj Ansari</b>	Customs Clearance	0300-8592828	Bilour Plaza, Saddar Road	Cantt	Done
	11:00	<b>Chief Collector Customs</b>	0300-7991881	091-9216459	Customs House, Univeristy Road	Uni Road	Done
	12:00	<b>Noman Bashir</b>	DG TDAP	0333-9156353	TDAP Peshawar, Phase 5	Hayatabad	Done
	12:00	<b>Imtiaz Ahmed Ali</b>	Dulce Food (exp)	0321-9001385	Industrial Estate, Hayatabad	Hayatabad	Done
	15:00	<b>Mr. Khalid Shahzad</b>	Exporter/Customs	0301-8595959	Cantonment Plaza, Near State Bank	Cantt	Done
	16:00	<b>Mazhar ul Haq</b>	Transworl (imp,exp)	0333-9117111	Shooba Chowk,	City	Done
	17:00	<b>Mumtaz Khan</b>	Al Mumtaz (imp/exp)	0321-9038888	Shooba Chowk,	City	Done
16-Jan-25	10:00	<b>Khalid Sultan Khwaja</b>	ESS EFF Corp (imp,exp)	0333-9101975	Lady Reading Hospital Road	City	Done
	11:00	<b>Fayaz Ahmad</b>	Hamza Halal Food (exp)	0300-8599255	Slaughter House, Chamkani, GT Rd	G T Road	Done


8th Floor, Dawood Centre,  
M.T. Khan Road, Karachi, Pakistan

 + 92 21 3563 0528 - 29

 + 92 21 3563 0530

2nd Floor, 1-E (South) Jinnah Avenue,  
Blue Area, Islamabad, Pakistan

 + 92 51 8444 008

 + 92 51 8444 009

[www.pbc.org.pk](http://www.pbc.org.pk)

