

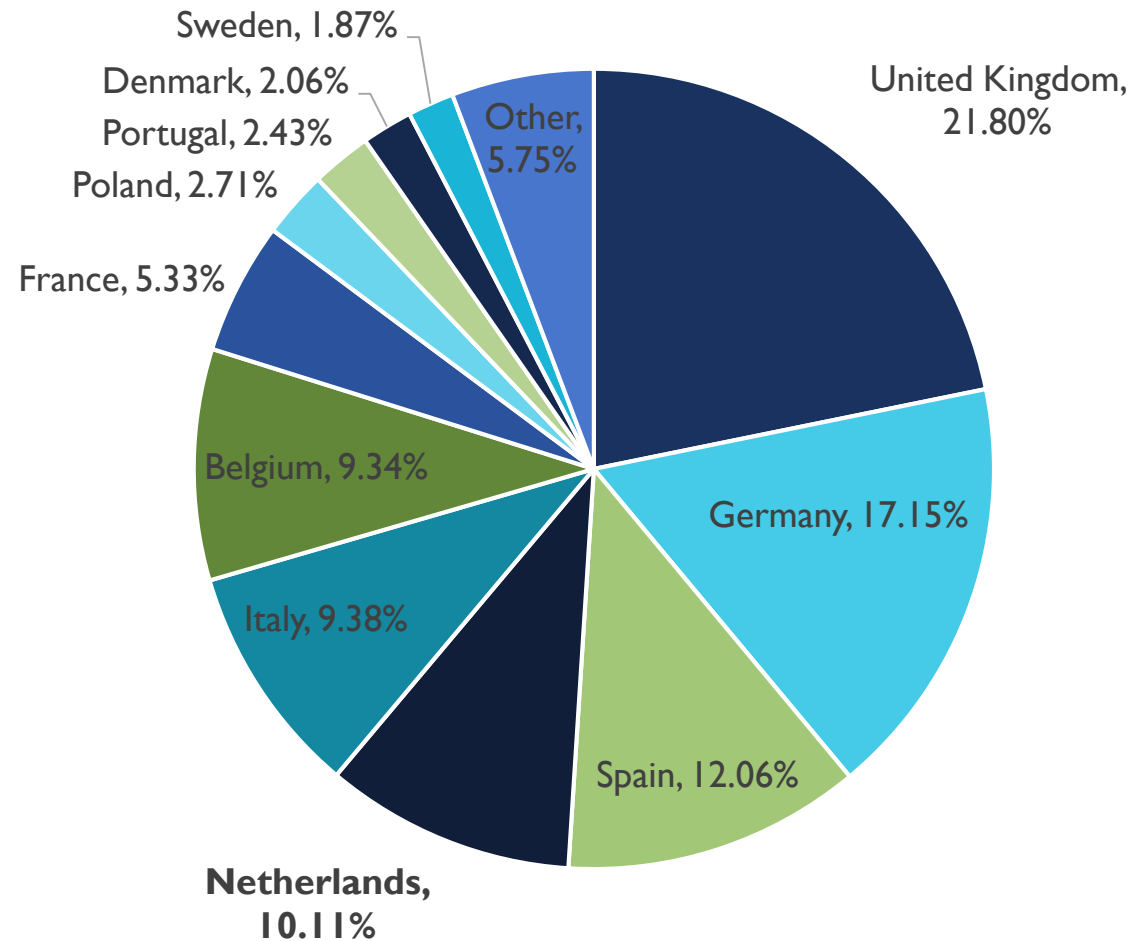


NETHERLANDS – PAKISTAN TRADE



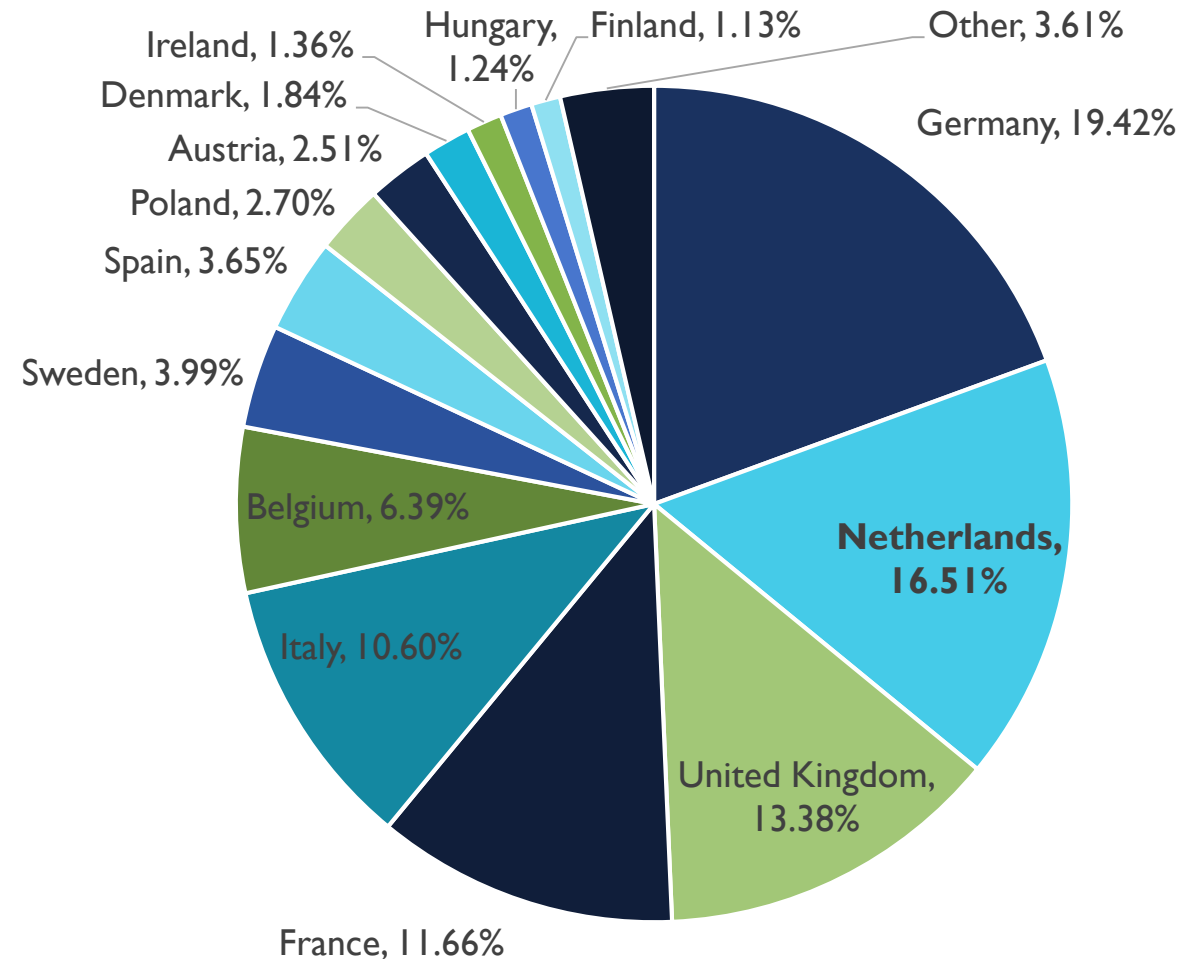
PAKISTAN'S EXPORTS TO THE EU(28), 2017

- EU is Pakistan's largest export market representing 34% of exports.
- Netherlands accounted for 10% of total EU exports from Pakistan in 2017.

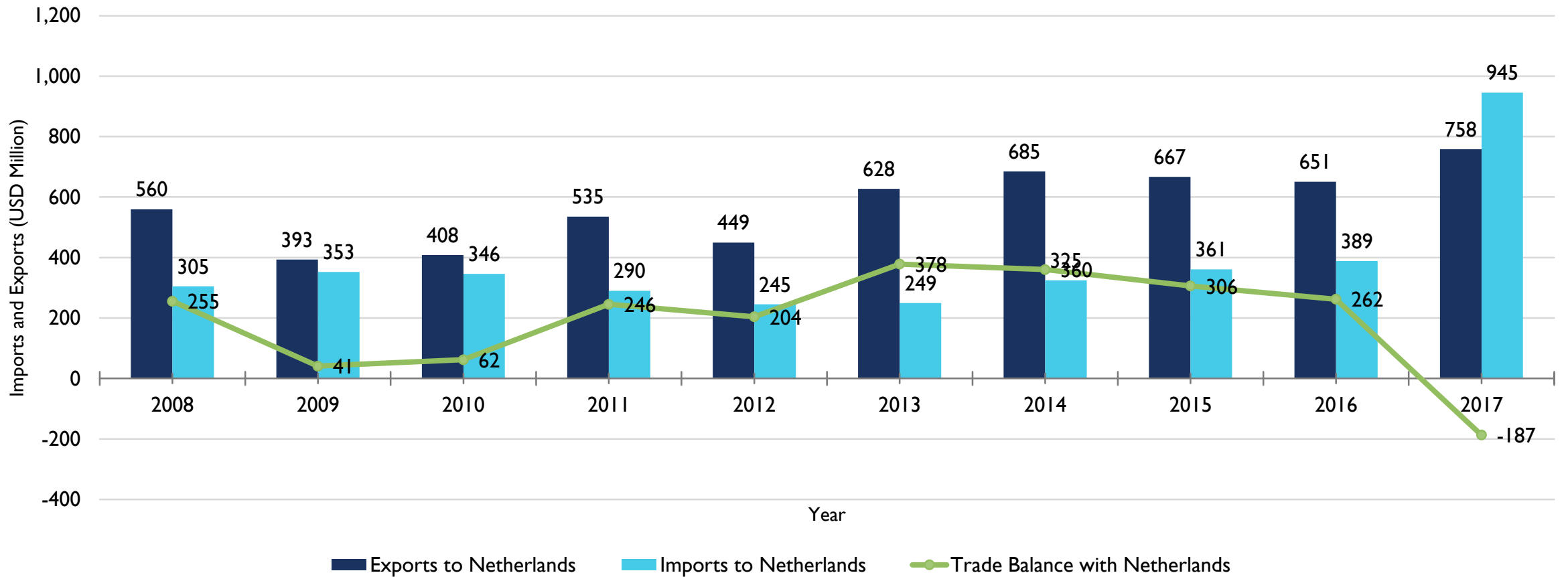


PAKISTAN'S IMPORTS FROM THE EU(28), 2017

- EU is Pakistan's 3rd largest import partner after China and UAE.
- Imports from the EU stood at \$5.72 billion in 2017.
- Netherlands accounts for 16% of Pakistan's imports from the EU and 1.64% of total imports from the world



PAKISTAN NETHERLANDS TRADE TRENDS



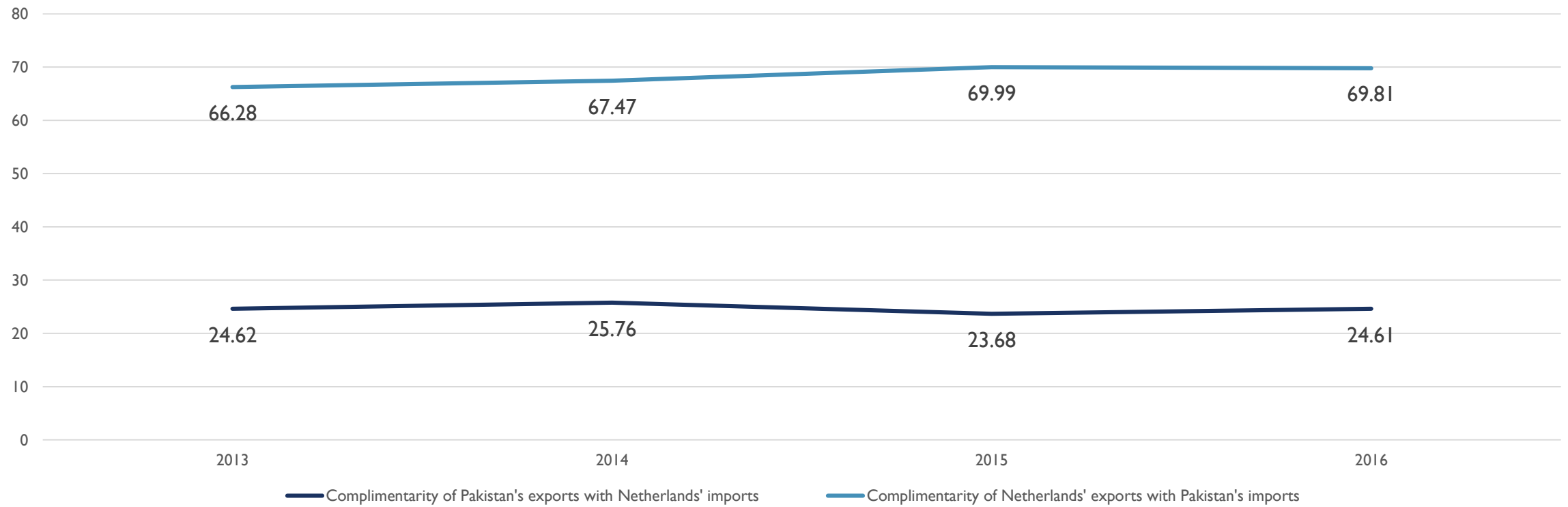
PAKISTAN'S TOP 10 EXPORTS TO NETHERLANDS

HS CODE	DESCRIPTION	EXPORT VALUE 2015 (US\$)	EXPORT VALUE 2016 (US\$)	EXPORT VALUE 2017 (US\$)
630231	Bedlinen of cotton (excluding printed, knitted or crocheted)	61,787,000	86,312,000	75,228,000
620322	Men's or boys' ensembles of cotton	11,610,000	54,800,000	63,526,000
630210	Bedlinen, knitted or crocheted	52,936,000	50,855,000	56,542,000
611595	Full-length or knee-length stockings, socks and other hosiery, incl. footwear	36,302,000	23,656,000	47,343,000
220710	Undenatured ethyl alcohol, of actual alcoholic strength of \geq 80%	23,899,000	25,896,000	42,826,000
610711	Men's or boys' underpants and briefs of cotton, knitted or crocheted	27,230,000	29,099,000	37,335,000
630239	Bedlinen of textile materials (excluding of cotton and man-made fibres)	16,411,000	27,080,000	35,588,000
630260	Toilet linen and kitchen linen, of terry towelling or similar terry fabrics of cotton	19,374,000	23,416,000	34,400,000
620342	Men's or boys' trousers, bib and brace overalls, breeches and shorts, of cotton	51,463,000	18,892,000	24,614,000
420310	Articles of apparel, of leather or composition leather	27,969,000	21,964,000	22,517,000

PAKISTAN'S TOP 10 IMPORTS FROM NETHERLANDS

HS CODE	DESCRIPTION	IMPORT VALUE 2015 (US\$)	IMPORT VALUE 2016 (US\$)	IMPORT VALUE 2017 (US\$)
271012	Light oils and preparations, of petroleum or bituminous minerals which $\geq 90\%$	87,132,000	104,340,000	635,042,000
190110	Food preparations for infant use, put up for retail sale, of flour, groats, meal, starch	30,243,000	35,819,000	45,506,000
300490	Medicaments consisting of mixed or unmixed products	1,189,000	4,551,000	13,940,000
210690	Food preparations, n.e.s.	11,091,000	12,237,000	13,713,000
890510	Dredgers	0	4,432,000	9,556,000
190190	Malt extract; food preparations of flour, groats, meal, starch or malt extract	5,816,000	6,720,000	8,004,000
760200	Waste and scrap, of aluminium	7,224,000	7,776,000	7,948,000
300230	Vaccines for veterinary medicine	5,370,000	7,474,000	7,729,000
852349	Optical media for the recording of sound or of other phenomena	9,129,000	6,920,000	6,945,000
741011	Refined copper foil, not backed, of a thickness of $\leq 0,15$ mm	4,093,000	4,816,000	6,512,000

TRADE COMPLIMENTARITY



Pakistan's Theoretical Potential for Additional Exports to Netherlands, 2017

Top 10 Potential Products (HS 06)

HS CODE	DESCRIPTION	ACTUAL EXPORTS IN 2017 (US\$)	POTENTIAL EXPORTS IN 2017 (US\$)
620342	Men's or boys trousers, bib and brace overalls, breeches and shorts, of cotton	24,614,000	385,809,000
901890	Instruments and appliances used in medical, surgical or veterinary sciences, n.e.s.	4,542,000	356,033,000
220710	Undenatured ethyl alcohol, of actual alcoholic strength of >= 80%	42,826,000	318,707,000
610910	T-shirts, singlets and other vests of cotton, knitted or crocheted	4,227,000	193,530,000
620462	Women's or girls trousers, bib and brace overalls, breeches and shorts of cotton	5,550,000	191,525,000
610510	Men's or boys shirts of cotton, knitted or crocheted (excluding nightshirts, T-shirts)	4,191,000	164,153,000
611595	Full-length or knee-length stockings, socks and other hosiery, incl. footwear without applied	47,343,000	152,543,000
170199	Cane or beet sugar and chemically pure sucrose, in solid form (excluding cane and beet sugar)	0	124,906,000
252329	Portland cement (excluding white, whether or not artificially coloured)	0	114,847,000
020110	Carcases or half-carcases of bovine animals, fresh or chilled	0	110,284,000

Pakistan's Theoretical Potential for Additional Imports from Netherlands, 2017

Top 10 Potential Products (HS 06)

HS CODE	DESCRIPTION	ACTUAL IMPORTS IN 2017 (US\$)	POTENTIAL IMPORTS IN 2017 (US\$)
151190	Palm oil and its fractions, whether or not refined (excluding chemically modified and crude)	0	1,094,368,000
720449	Waste and scrap of iron or steel (excluding slag, scale and other waste of the production)	4,714,000	862,088,000
851712	Telephones for cellular networks "mobile telephones" or for other wireless networks	0	760,264,000
854140	Photosensitive semiconductor devices, incl. photovoltaic cells	6,000	656,547,000
120510	Low erucic acid rape or colza seeds "yielding a fixed oil which has an erucic acid content"	0	474,823,000
390210	Polypropylene, in primary forms	0	383,172,000
870322	Motor cars and other motor vehicles principally designed for the transport of persons	0	362,700,000
300490	Medicaments consisting of mixed or unmixed products for therapeutic or prophylactic purposes	13,940,000	354,195,000
870323	Motor cars and other motor vehicles principally designed for the transport of persons	0	340,747,000
390110	Polyethylene with a specific gravity of < 0,94, in primary forms	419,000	331,190,000