

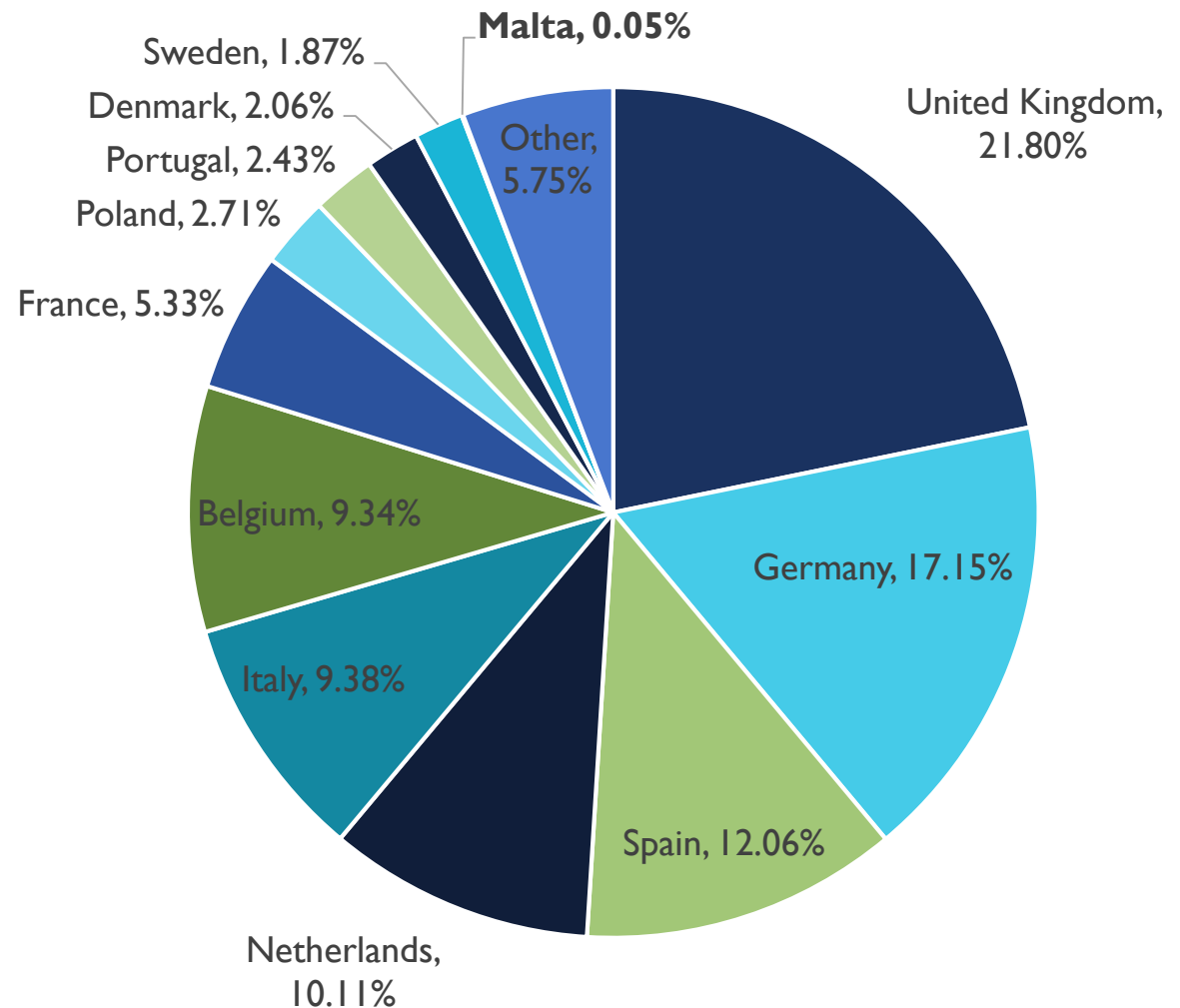


MALTA – PAKISTAN TRADE



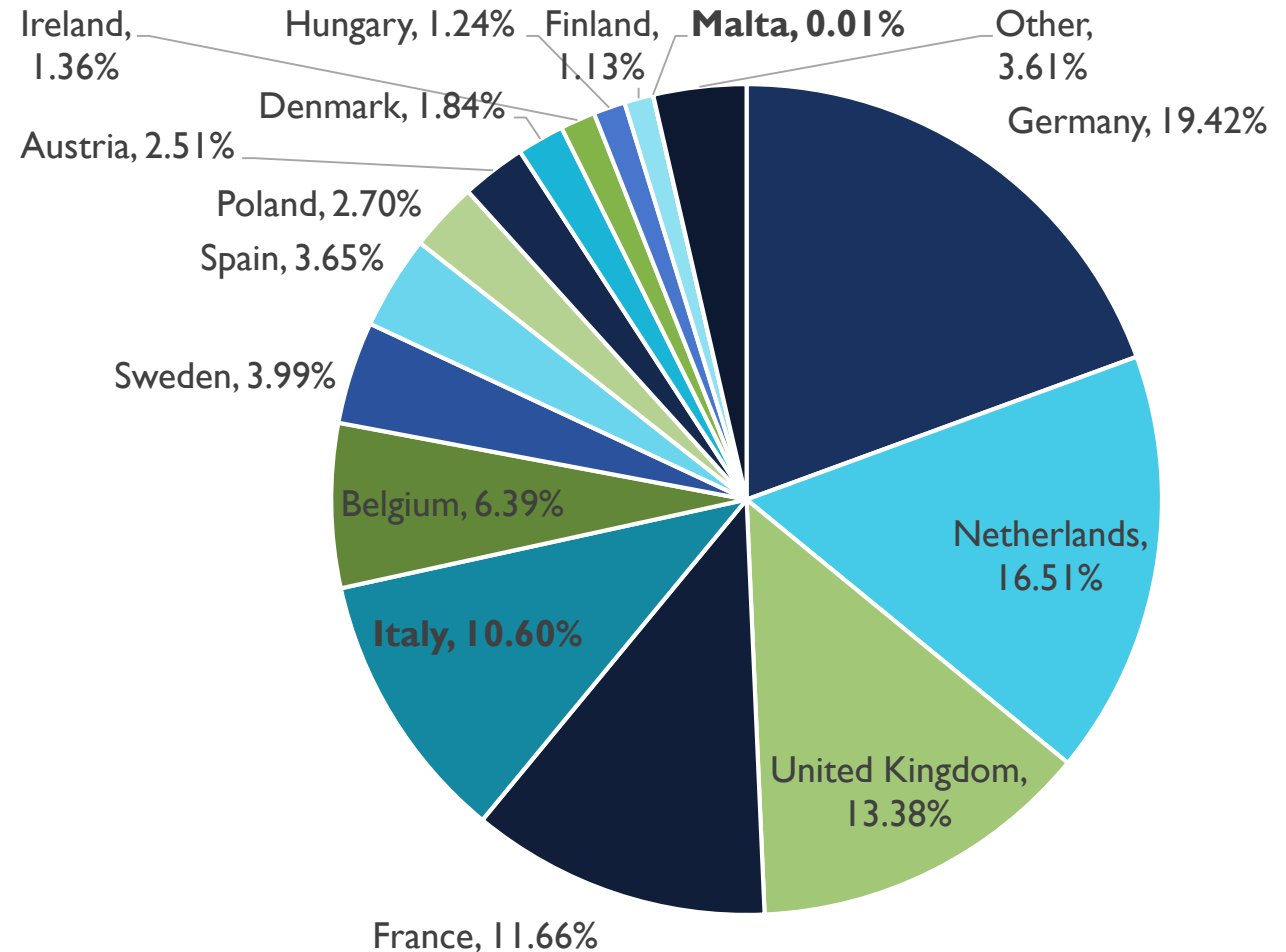
PAKISTAN'S EXPORTS TO THE EU(28), 2017

- EU is Pakistan's largest export market representing 34% of exports.
- Malta accounted for 0.05% of total EU exports from Pakistan in 2017.

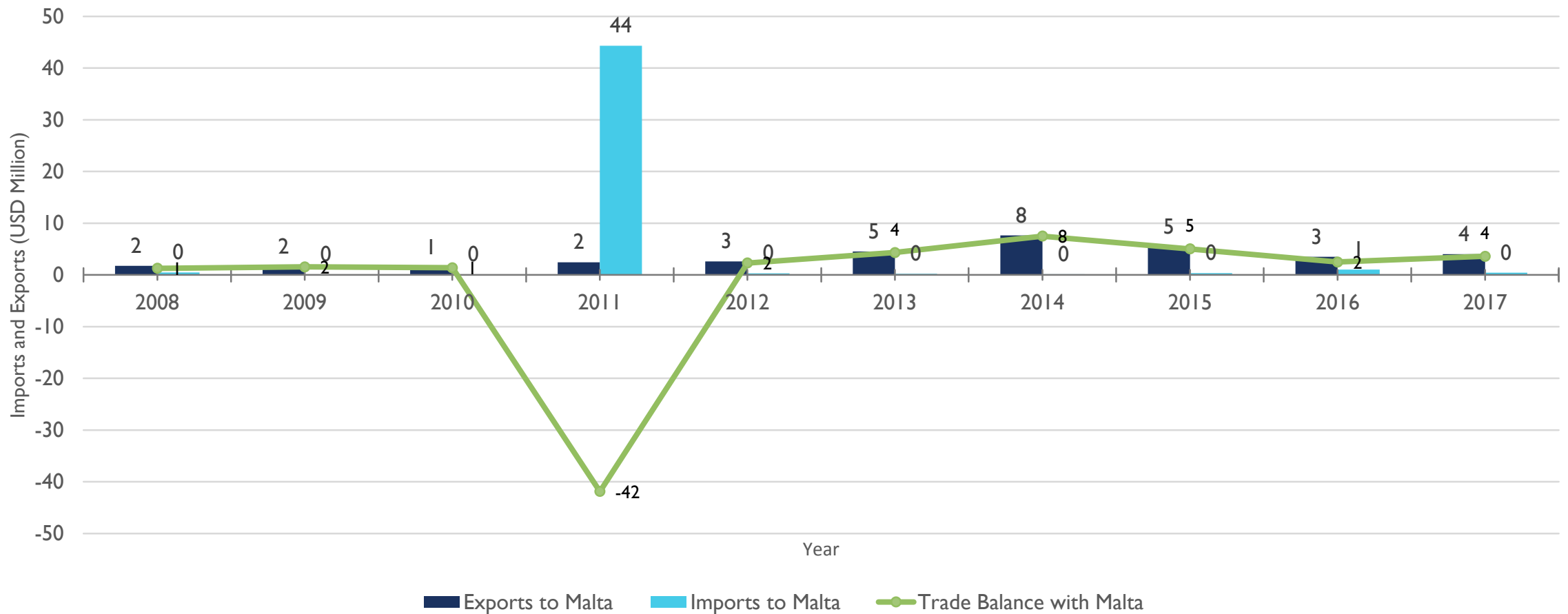


PAKISTAN'S IMPORTS FROM THE EU(28), 2017

- EU is Pakistan's 3rd largest import partner after China and UAE.
- Imports from the EU stood at \$5.72 billion in 2017.
- Malta accounts for 0.01% of Pakistan's imports from the EU and 7.50% of total imports from the world.



PAKISTAN MALTA TRADE TRENDS



PAKISTAN'S TOP 10 EXPORTS TO MALTA

HS CODE	DESCRIPTION	EXPORT VALUE 2015 (US\$)	EXPORT VALUE 2016 (US\$)	EXPORT VALUE 2017 (US\$)
630260	Toilet linen and kitchen linen, of terry towelling or similar terry fabrics of cotton	961,000	923,000	1,111,000
630239	Bedlinen of textile materials	602,000	724,000	578,000
630231	Bedlinen of cotton (excluding printed, knitted or crocheted)	487,000	611,000	563,000
630619	Tarpaulins, awnings and sunblinds of textile materials	0	226,000	474,000
630210	Bedlinen, knitted or crocheted	430,000	239,000	303,000
100630	Semi-milled or wholly milled rice, whether or not polished or glazed	96,000	65,000	149,000
610349	Men's or boys' trousers, bib and brace overalls, breeches	0	18,000	60,000
611595	Full-length or knee-length stockings, socks and other hosiery, incl. footwear	0	18,000	58,000
521021	Plain woven fabrics of cotton, containing predominantly, but < 85% cotton by weight	41,000	30,000	58,000
611090	Jerseys, pullovers, cardigans, waistcoats and similar articles, of textile materials, knitted	0	29,000	52,000

PAKISTAN'S TOP 10 IMPORTS FROM MALTA

HS CODE	DESCRIPTION	IMPORT VALUE 2015 (US\$)	IMPORT VALUE 2016 (US\$)	IMPORT VALUE 2017 (US\$)
470790	Recovered "waste and scrap" paper or paperboard, incl. unsorted waste and scrap	182,000	351,000	93,000
844313	Offset printing machinery	0	0	92,000
853710	Boards, cabinets and similar combinations of apparatus for electric control	0	43,000	62,000
853890	Parts suitable for use solely or principally with the apparatus of heading 8535, 8536	44,000	501,000	52,000
330410	Lip make-up preparations	13,000	5,000	31,000
720449	Waste and scrap of iron or steel	0	0	31,000
330491	Make-up or skin care powders, incl. baby powders, whether or not compressed	5,000	7,000	17,000
330420	Eye make-up preparations	0	3,000	8,000
843149	Parts of machinery of heading 8426, 8429 and 8430, n.e.s.	4,000	17,000	8,000
841582	Air conditioning machines incorporating a refrigerating unit	0	0	7,000

Pakistan's Theoretical Potential for Additional Exports to Malta, 2017

Top 10 Potential Products (HS 06)

HS CODE	DESCRIPTION	ACTUAL EXPORTS IN 2017 (US\$)	POTENTIAL EXPORTS IN 2017 (US\$)
520912	Woven fabrics of cotton, containing \geq 85% cotton by weight and weighing $>$ 200 g/m ²	0	133,978,000
520532	Multiple "folded" or cabled cotton yarn, of uncombed fibres, containing \geq 85% cotton	0	129,243,000
261000	Chromium ores and concentrates	0	104,304,000
520522	Single cotton yarn, of combed fibres, containing \geq 85% cotton by weight	0	97,056,000
520511	Single cotton yarn, of uncombed fibres, containing \geq 85% cotton by weight	0	92,671,000
411310	Leather further prepared after tanning or crusting "incl. parchment-dressed leather", of goats	0	82,978,000
300490	Medicaments consisting of mixed or unmixed products for therapeutic or prophylactic purposes	0	70,786,000
521142	Denim, containing predominantly, but $<$ 85% cotton by weight, mixed principally	0	50,788,000
521223	Woven fabrics of cotton, containing predominantly, but $<$ 85% cotton by weight	0	48,028,000
520831	Plain woven fabrics of cotton, containing \geq 85% cotton by weight and weighing \leq 100 g/m ²	0	45,334,000

Pakistan's Theoretical Potential for Additional Imports from Malta, 2017

Top 10 Potential Products (HS 06)

HS CODE	DESCRIPTION	ACTUAL IMPORTS IN 2017 (US\$)	POTENTIAL IMPORTS IN 2017 (US\$)
120110	Soya bean seed, for sowing	0	745,079,000
890800	Vessels and other floating structures for breaking up	0	556,433,000
720441	Turnings, shavings, chips, milling waste, sawdust, filings, trimmings and stampings of iron	0	543,373,000
722530	Flat-rolled products of alloy steel other than stainless, of a width of \geq 600 mm	0	402,236,000
720839	Flat-rolled products of iron or non-alloy steel, of a width of \geq 600 mm	0	347,492,000
290243	P-Xylene	0	271,768,000
300490	Medicaments consisting of mixed or unmixed products for therapeutic or prophylactic purposes	0	236,341,000
860210	Diesel-electric locomotives	0	207,812,000
540233	Textured filament yarn of polyester (excluding that put up for retail sale)	0	172,008,000
540331	Yarn of viscose rayon filament, incl. monofilament of $<$ 67 decitex, single	0	120,624,000