

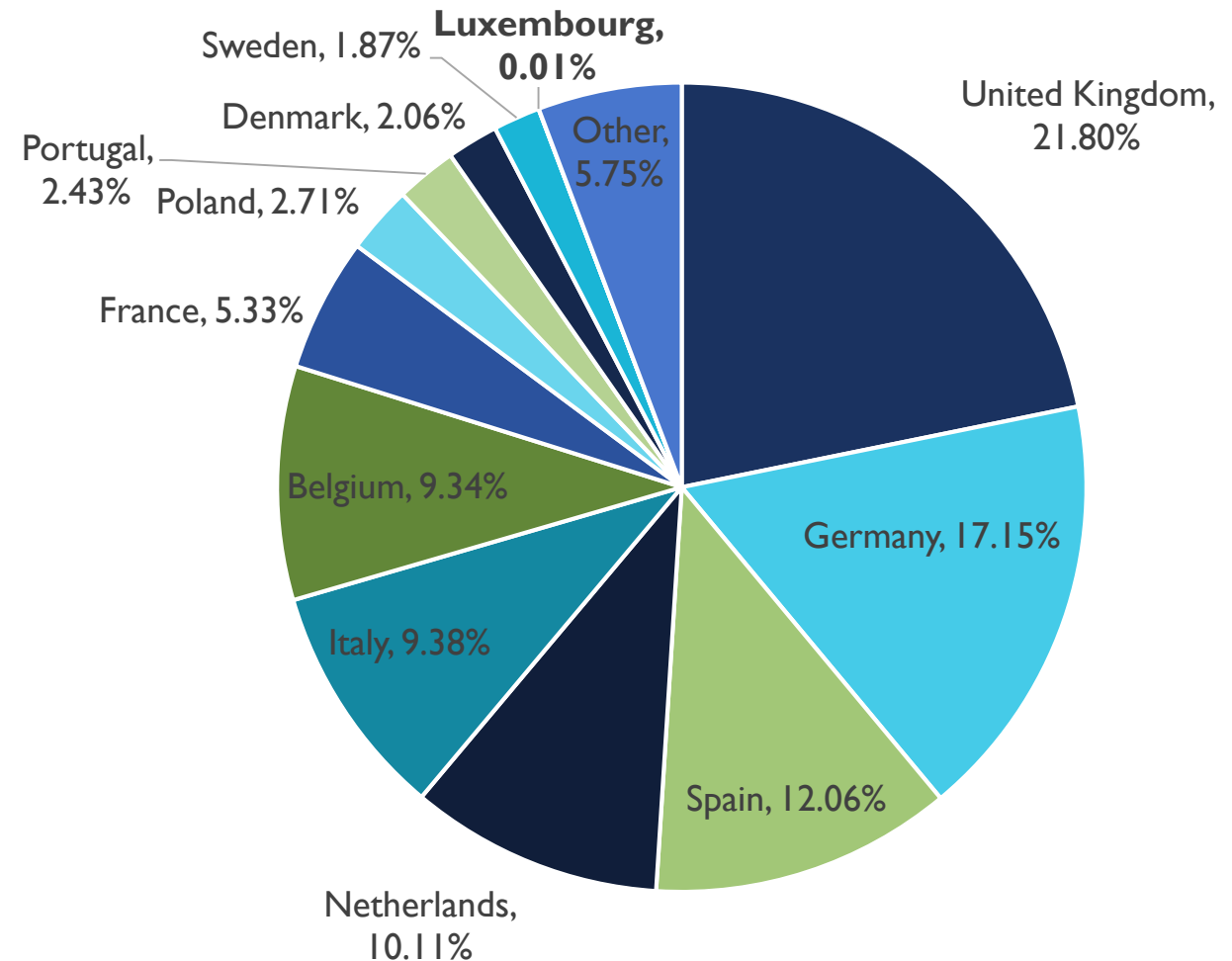


LUXEMBOURG – PAKISTAN TRADE



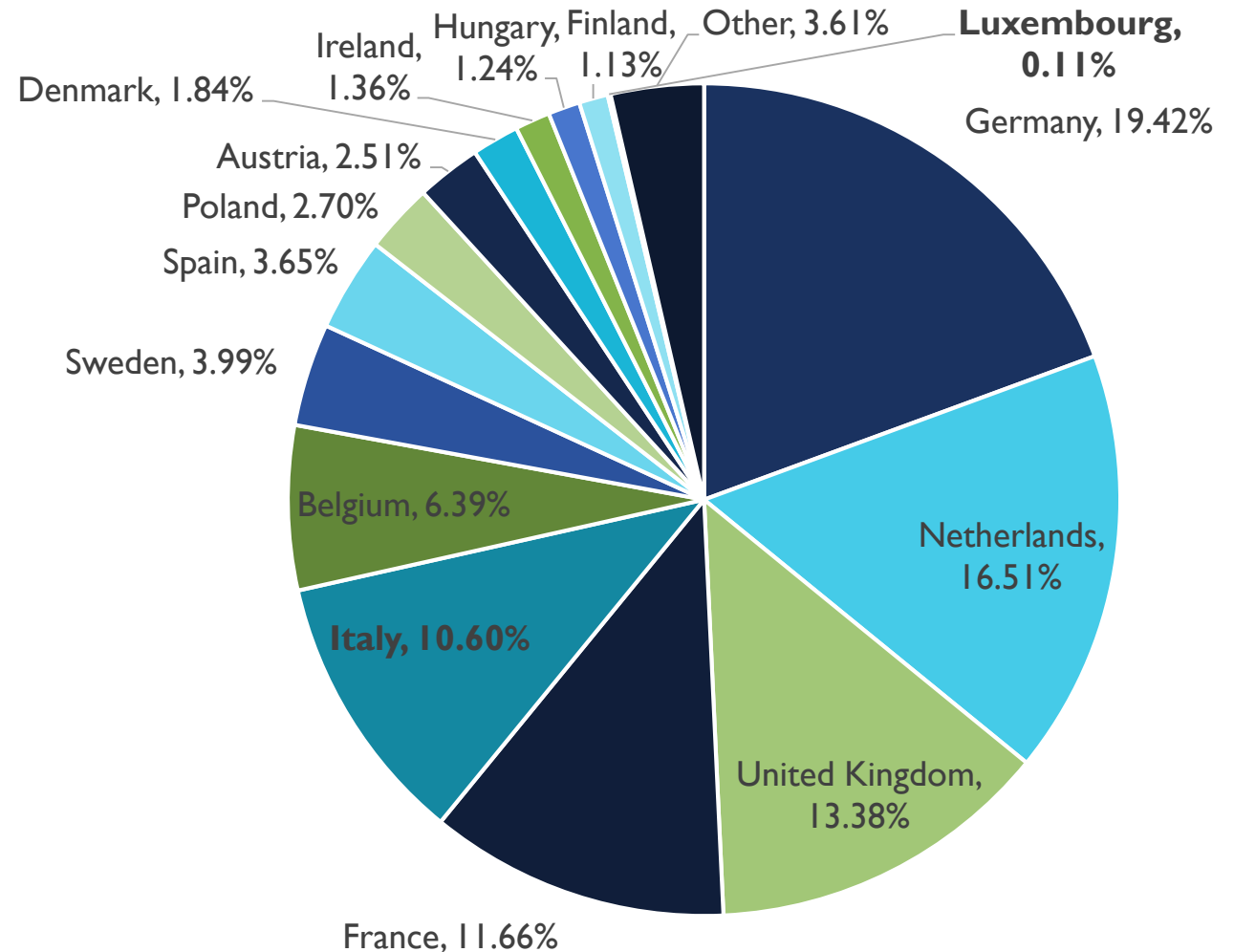
PAKISTAN'S EXPORTS TO THE EU(28), 2017

- EU is Pakistan's largest export market representing 34% of exports.
- Luxembourg accounted for 0.01% of total EU exports from Pakistan in 2017.

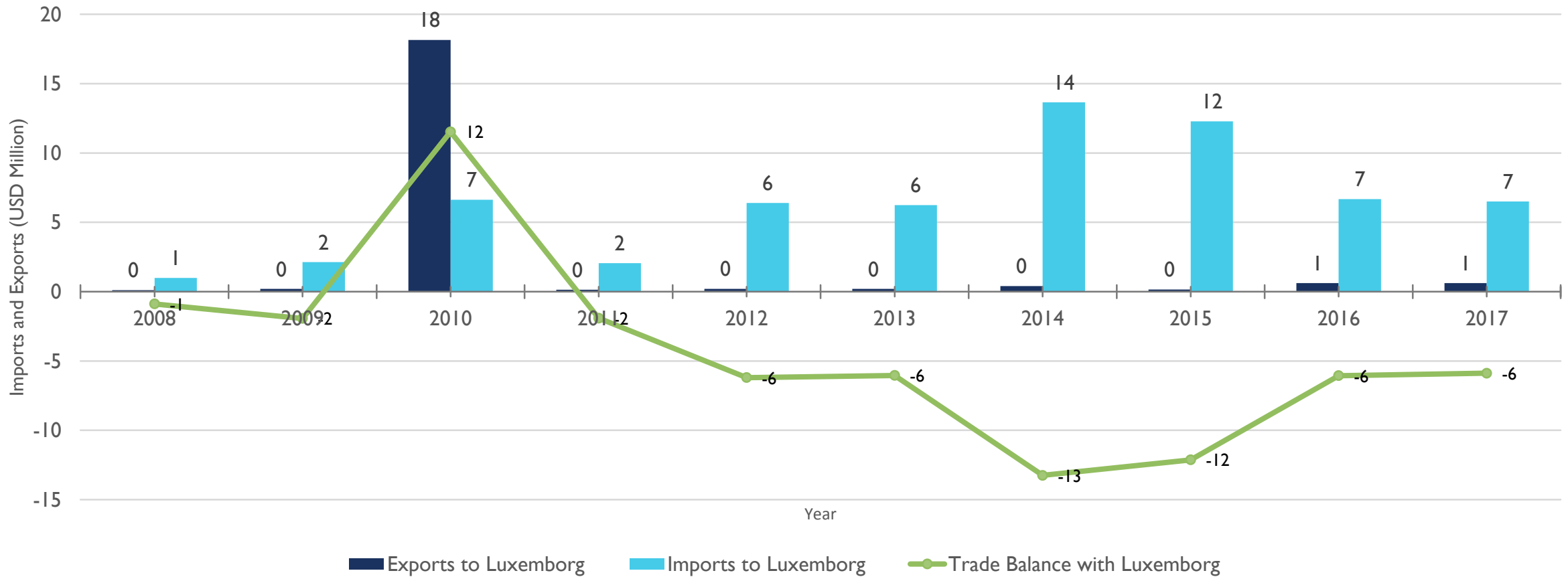


PAKISTAN'S IMPORTS FROM THE EU(28), 2017

- EU is Pakistan's 3rd largest import partner after China and UAE.
- Imports from the EU stood at \$5.72 billion in 2017.
- Luxembourg accounts for 0.11% of Pakistan's imports from the EU and 0.01% of total imports from the world.



PAKISTAN LUXEMBOURG TRADE TRENDS



PAKISTAN'S TOP 10 EXPORTS TO LUXEMBOURG

HS CODE	DESCRIPTION	EXPORT VALUE 2015 (US\$)	EXPORT VALUE 2016 (US\$)	EXPORT VALUE 2017 (US\$)
848071	Injection or compression-type moulds for rubber or plastics	30,000	0	309,000
620322	Men's or boys' ensembles of cotton	0	400,000	125,000
420329	Gloves, mittens and mitts, of leather or composition leather	1,000	3,000	57,000
570110	Carpets and other textile floor coverings, of wool or fine animal hair, knotted	55,000	15,000	52,000
901890	Instruments and appliances used in medical, surgical or veterinary sciences, n.e.s.	9,000	3,000	34,000
620339	Men's or boys' jackets and blazers of textile	0	1,000	32,000
610342	Men's or boys' trousers, bib and brace overalls, breeches and shorts of cotton, knitted	10,000	0	3,000
610510	Men's or boys' shirts of cotton, knitted or crocheted	0	0	3,000
630231	Bedlinen of cotton (excluding printed, knitted or crocheted)	0	0	1,000
630790	Made-up articles of textile materials, incl. dress patterns, n.e.s.	0	0	1,000

PAKISTAN'S TOP 10 IMPORTS FROM LUXEMBOURG

HS CODE	DESCRIPTION	IMPORT VALUE 2015 (US\$)	IMPORT VALUE 2016 (US\$)	IMPORT VALUE 2017 (US\$)
847710	Injection-moulding machines for working rubber or plastics	1,587,000	42,000	1,793,000
560313	Nonwovens, whether or not impregnated, coated, covered or laminated, n.e.s	1,044,000	625,000	1,030,000
848071	Injection or compression-type moulds for rubber or plastics	467,000	508,000	931,000
848079	Moulds for rubber or plastics (other than injection or compression types)	997,000	0	735,000
721921	Flat-rolled products of stainless steel, of a width of \geq 600 mm	0	0	492,000
730110	Sheet piling of iron or steel, whether or not drilled, punched	1,483,000	1,548,000	274,000
847790	Parts of machinery for working rubber or plastics or for the manufacture of products	715,000	428,000	219,000
721030	Flat-rolled products of iron or non-alloy steel, of a width of \geq 600 mm	0	71,000	99,000
841869	Refrigerating or freezing equipment (excluding refrigerating and freezing furniture)	718,000	1,407,000	97,000
871640	Trailers and semi-trailers, not designed for running on rails	0	0	93,000

Pakistan's Theoretical Potential for Additional Exports to Luxembourg, 2017

Top 10 Potential Products (HS 06)

HS CODE	DESCRIPTION	ACTUAL EXPORTS IN 2017 (US\$)	POTENTIAL EXPORTS IN 2017 (US\$)
390761	Polyethylene terephthalate", in primary forms, having a viscosity number of ≥ 78 ml/g	1,000	93535,000
300490	Medicaments consisting of mixed or unmixed products for therapeutic or prophylactic purposes	0	70786,000
740400	Waste and scrap, of copper (excluding ingots or other similar unwrought shapes, of remelted	0	67997,000
521142	Denim, containing predominantly, but $< 85\%$ cotton by weight, mixed principally	0	50788,000
901890	Instruments and appliances used in medical, surgical or veterinary sciences, n.e.s.	34,000	36686,000
521112	Woven fabrics of cotton, containing predominantly, but $< 85\%$ cotton by weight, mixed principally	0	35147,000
520813	Woven fabrics of cotton, containing $\geq 85\%$ cotton by weight and weighing ≤ 200 g/m ² , in three-thread	0	33489,000
851712	Telephones for cellular networks "mobile telephones" or for other wireless networks	0	30749,000
240120	Tobacco, partly or wholly stemmed or stripped, otherwise unmanufactured	0	26073,000
521019	Woven fabrics of cotton, containing predominantly, but $< 85\%$ cotton by weight, mixed principally	0	26005,000

Pakistan's Theoretical Potential for Additional Imports from Luxembourg, 2017

Top 10 Potential Products (HS 06)

HS CODE	DESCRIPTION	ACTUAL IMPORTS IN 2017 (US\$)	POTENTIAL IMPORTS IN 2017 (US\$)
550410	Staple fibres of viscose rayon, not carded, combed or otherwise processed for spinning	0	292,889,000
401120	New pneumatic tyres, of rubber, of a kind used for buses and lorries	0	253,667,000
853710	Boards, cabinets and similar combinations of apparatus for electric control	13,000	132,196,000
851712	Telephones for cellular networks "mobile telephones" or for other wireless networks	0	121,753,000
540331	Yarn of viscose rayon filament, incl. monofilament of < 67 decitex, single, untwisted	0	120,624,000
848180	Appliances for pipes, boiler shells, tanks, vats or the like (excluding pressure-reducing valves	32,000	89,060,000
844630	Weaving machines for weaving fabrics of a width > 30 cm, shuttleless type	0	80,498,000
854140	Photosensitive semiconductor devices, incl. photovoltaic cells whether or not assembled	1,000	72,695,000
730890	Structures and parts of structures, of iron or steel, n.e.s. (excluding bridges and bridge-sections	0	72,628,000
540247	Filament yarn of polyester, incl. monofilament of < 67 decitex, single, untwisted	0	69,053,000