

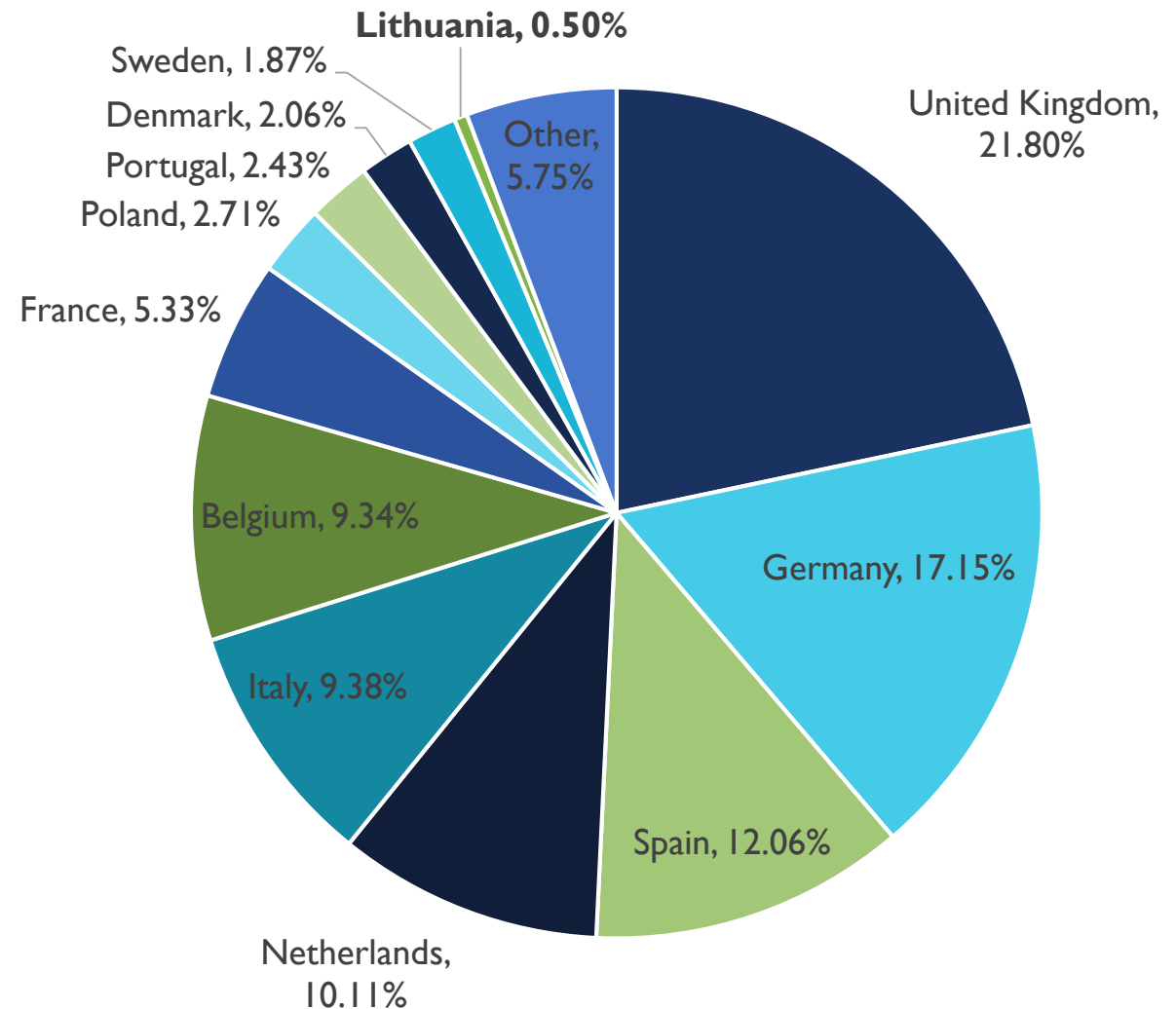


LITHUANIA – PAKISTAN TRADE



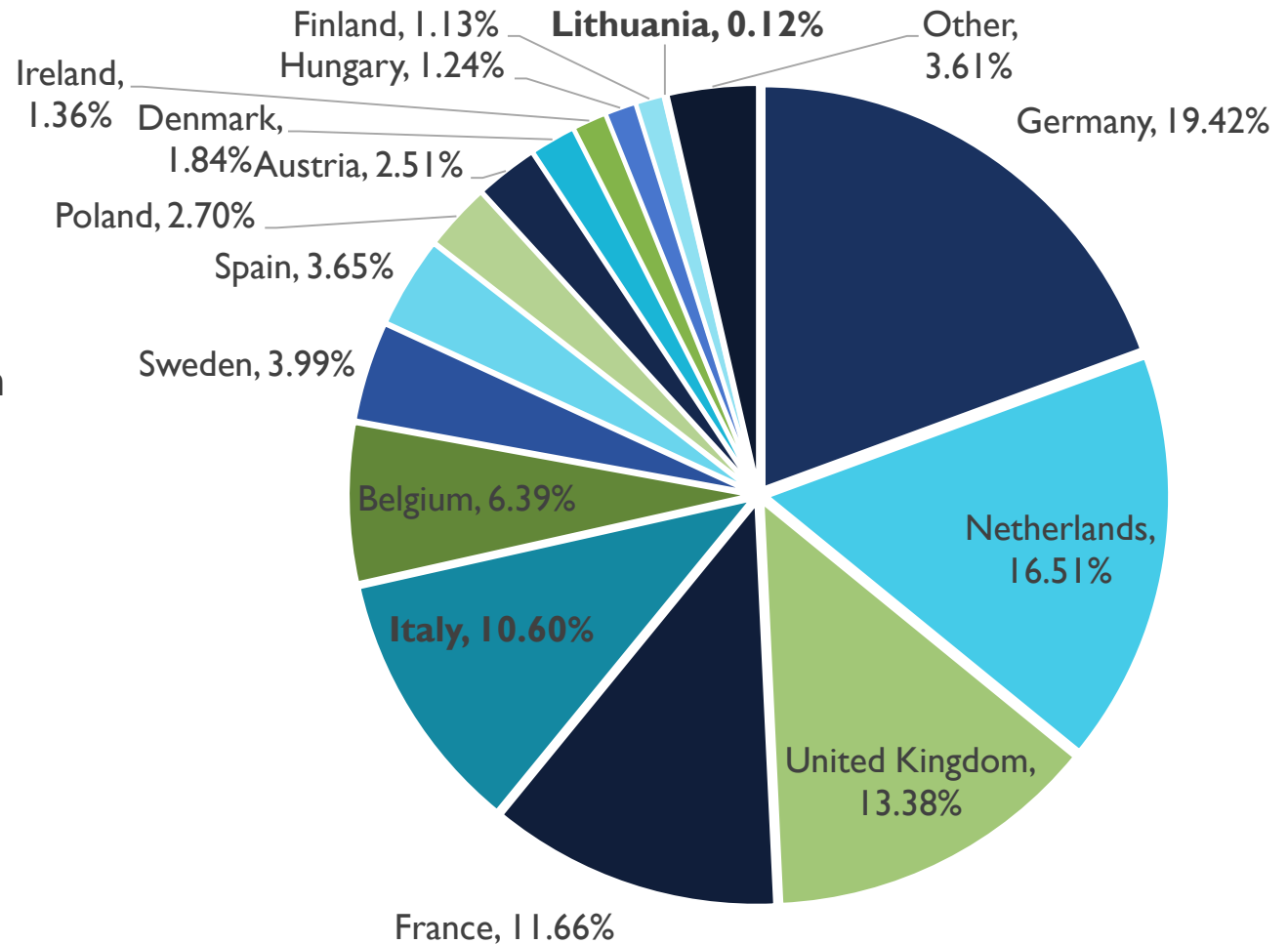
PAKISTAN'S EXPORTS TO THE EU(28), 2017

- EU is Pakistan's largest export market representing 34% of exports.
- Lithuania accounted for 0.50% of total EU exports from Pakistan in 2017.

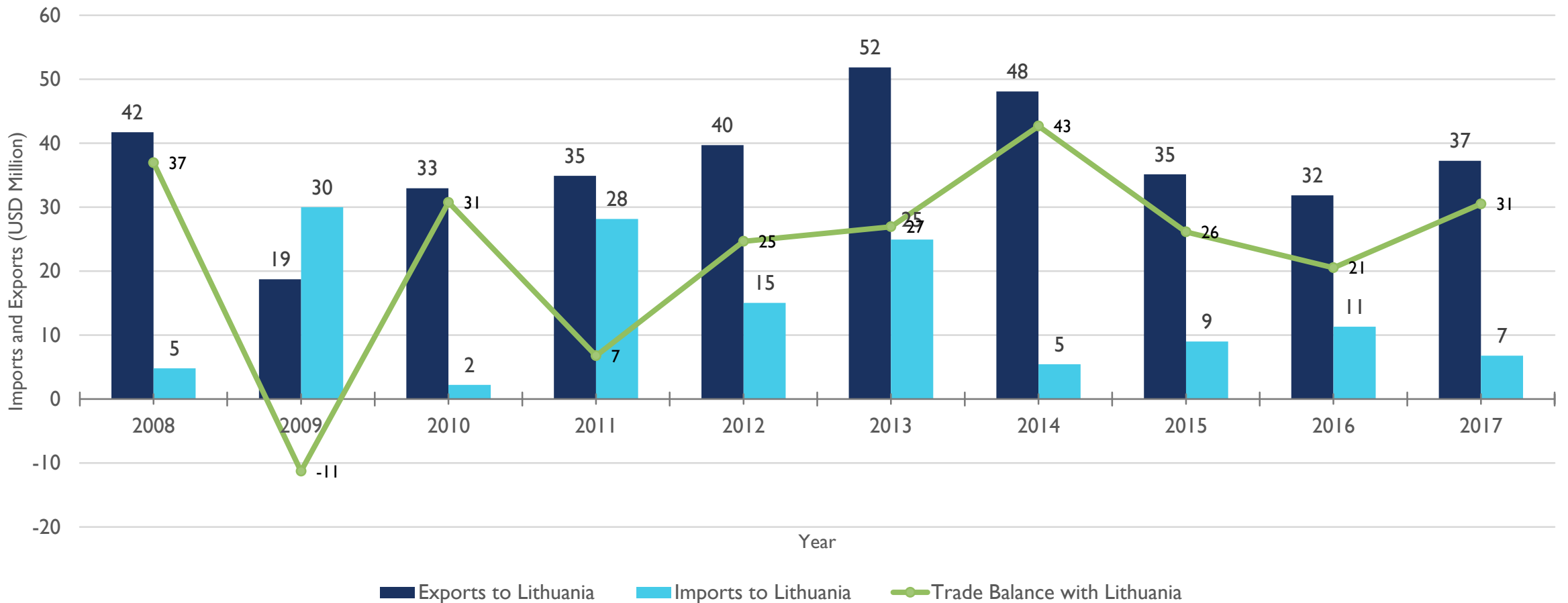


PAKISTAN'S IMPORTS FROM THE EU(28), 2017

- EU is Pakistan's 3rd largest import partner after China and UAE.
- Imports from the EU stood at \$5.72 billion in 2017.
- Lithuania accounts for 0.12% of Pakistan's imports from the EU and 0.01% of total imports from the world.



PAKISTAN LITHUANIA TRADE TRENDS



PAKISTAN'S TOP 10 EXPORTS TO LITHUANIA

HS CODE	DESCRIPTION	EXPORT VALUE 2015 (US\$)	EXPORT VALUE 2016 (US\$)	EXPORT VALUE 2017 (US\$)
300490	Medicaments consisting of mixed or unmixed products	7,140,000	4,333,000	6,283,000
521021	Plain woven fabrics of cotton, containing predominantly, but < 85% cotton by weight	3,306,000	3,069,000	3,539,000
100630	Semi-milled or wholly milled rice, whether or not polished or glazed	4,386,000	3,561,000	3,468,000
551341	Plain woven fabrics containing predominantly, but < 85% polyester staple fibres	686,000	672,000	2,665,000
300390	Medicaments consisting of two or more constituents mixed together	448,000	766,000	2,024,000
630231	Bedlinen of cotton	830,000	1,322,000	2,023,000
630260	Toilet linen and kitchen linen, of terry towelling or similar terry fabrics of cotton	1,025,000	1,231,000	1,559,000
521051	Plain woven fabrics of cotton, containing predominantly, but < 85% cotton by weight, mixed	487,000	1,005,000	1,274,000
420329	Gloves, mittens and mitts, of leather or composition leather	734,000	1,013,000	1,140,000
520821	Plain woven fabrics of cotton, containing \geq 85% cotton by weight, weighing \leq 200 g/m ²	1,047,000	921,000	928,000

PAKISTAN'S TOP 10 IMPORTS FROM LITHUANIA

HS CODE	DESCRIPTION	IMPORT VALUE 2015 (US\$)	IMPORT VALUE 2016 (US\$)	IMPORT VALUE 2017 (US\$)
630900	Worn clothing and clothing accessories, blankets and travelling rugs, household linen	1,841,000	2,429,000	2,803,000
852560	Transmission apparatus for radio-broadcasting or television	1,063,000	1,177,000	1,554,000
071310	Dried, shelled peas "Pisum sativum", whether or not skinned or split	718,000	1,321,000	746,000
382200	Diagnostic or laboratory reagents on a backing	258,000	424,000	458,000
291735	Phthalic anhydride	0	364,000	266,000
720449	Waste and scrap of iron or steel	402,000	2,691,000	253,000
310420	Potassium chloride for use as fertiliser. .	794,000	987,000	139,000
902000	Breathing appliances and gas masks	29,000	75,000	109,000
760200	Waste and scrap, of aluminium	50,000	91,000	81,000
440729	Tropical wood	13,000	16,000	79,000

Pakistan's Theoretical Potential for Additional Exports to Lithuania, 2017

Top 10 Potential Products (HS 06)

HS CODE	DESCRIPTION	ACTUAL EXPORTS IN 2017 (US\$)	POTENTIAL EXPORTS IN 2017 (US\$)
901890	Instruments and appliances used in medical, surgical or veterinary sciences, n.e.s.	50,000	99,237,000
300490	Medicaments consisting of mixed or unmixed products for therapeutic or prophylactic purposes	6,283,000	64,503,000
640399	Footwear with outer soles of rubber, plastics or composition leather, with uppers of leather	13,000	52,152,000
170490	Sugar confectionery not containing cocoa, incl. white chocolate (excluding chewing gum)	43,000	42,204,000
620342	Men's or boys trousers, bib and brace overalls, breeches and shorts, of cotton	254,000	36,965,000
300439	Medicaments containing hormones or steroids used as hormones but not antibiotics	0	36,576,000
721049	Flat-rolled products of iron or non-alloy steel, of a width of ≥ 600 mm, hot-rolled or cold-rolled	0	31,179,000
851712	Telephones for cellular networks "mobile telephones" or for other wireless networks	0	30,749,000
040120	Milk and cream of a fat content by weight of $> 1\%$ but $\leq 6\%$	0	29,386,000
610910	T-shirts, singlets and other vests of cotton, knitted or crocheted	0	28,534,000

Pakistan's Theoretical Potential for Additional Imports from Lithuania, 2017

Top 10 Potential Products (HS 06)

HS CODE	DESCRIPTION	ACTUAL IMPORTS IN 2017 (US\$)	POTENTIAL IMPORTS IN 2017 (US\$)
300490	Medicaments consisting of mixed or unmixed products for therapeutic or prophylactic purposes	0	368,135,000
851712	Telephones for cellular networks "mobile telephones" or for other wireless networks	2,000	306,867,000
310530	Diammonium hydrogen orthophosphate "diammonium phosphate"	0	278,169,000
290243	P-Xylene	0	271,768,000
720449	Waste and scrap of iron or steel (excluding slag, scale and other waste of the production)	253,000	233,112,000
870120	Road tractors for semi-trailers	0	136,587,000
901890	Instruments and appliances used in medical, surgical or veterinary sciences, n.e.s.	24,000	115,663,000
847130	Data-processing machines, automatic, portable, weighing <= 10 kg	0	114,329,000
080280	Fresh or dried areca nuts, whether or not shelled or peeled	0	113,858,000
730890	Structures and parts of structures, of iron or steel, n.e.s. (excluding bridges and bridge-sections)	0	109,335,000