

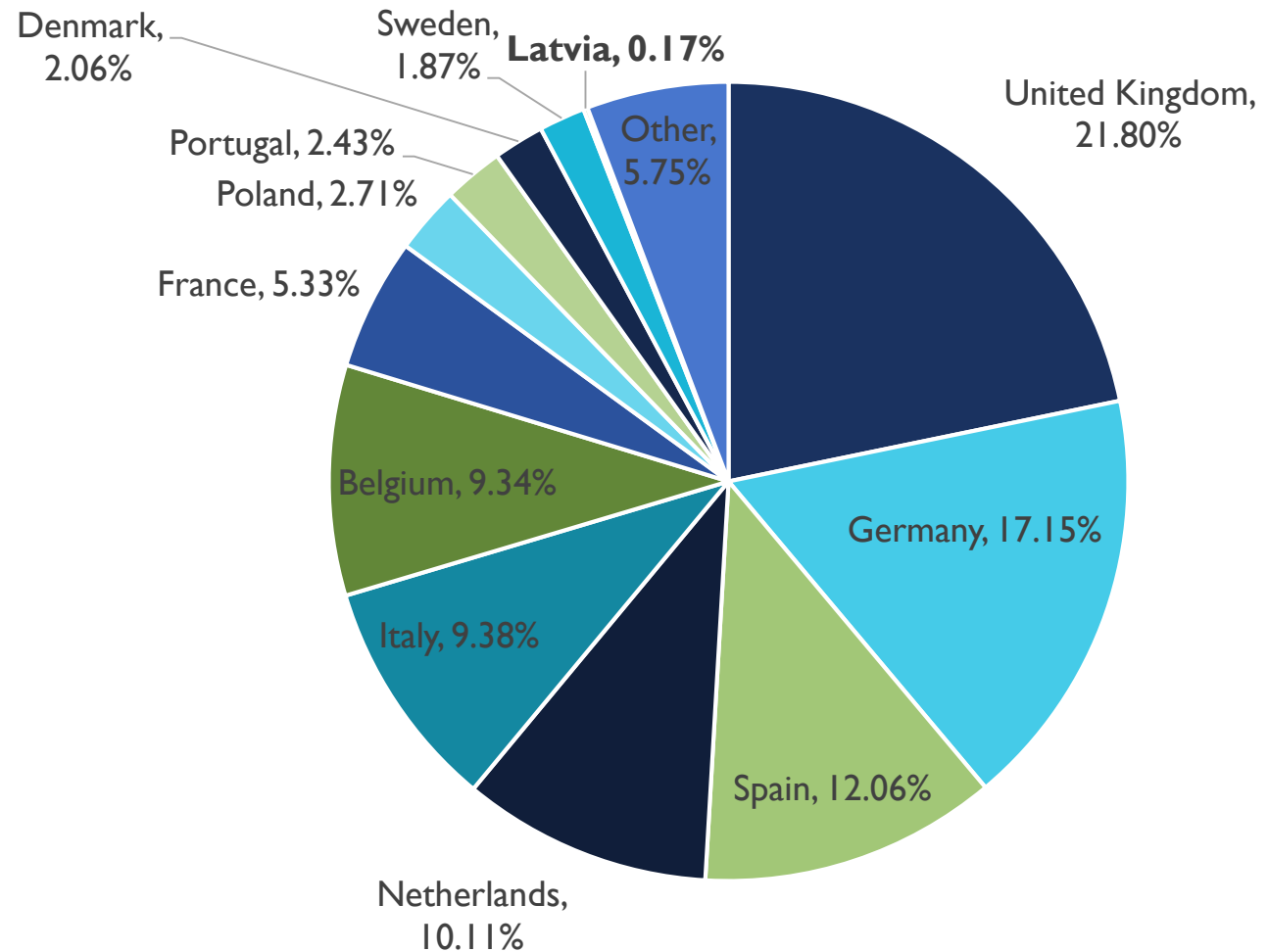


LATVIA – PAKISTAN TRADE



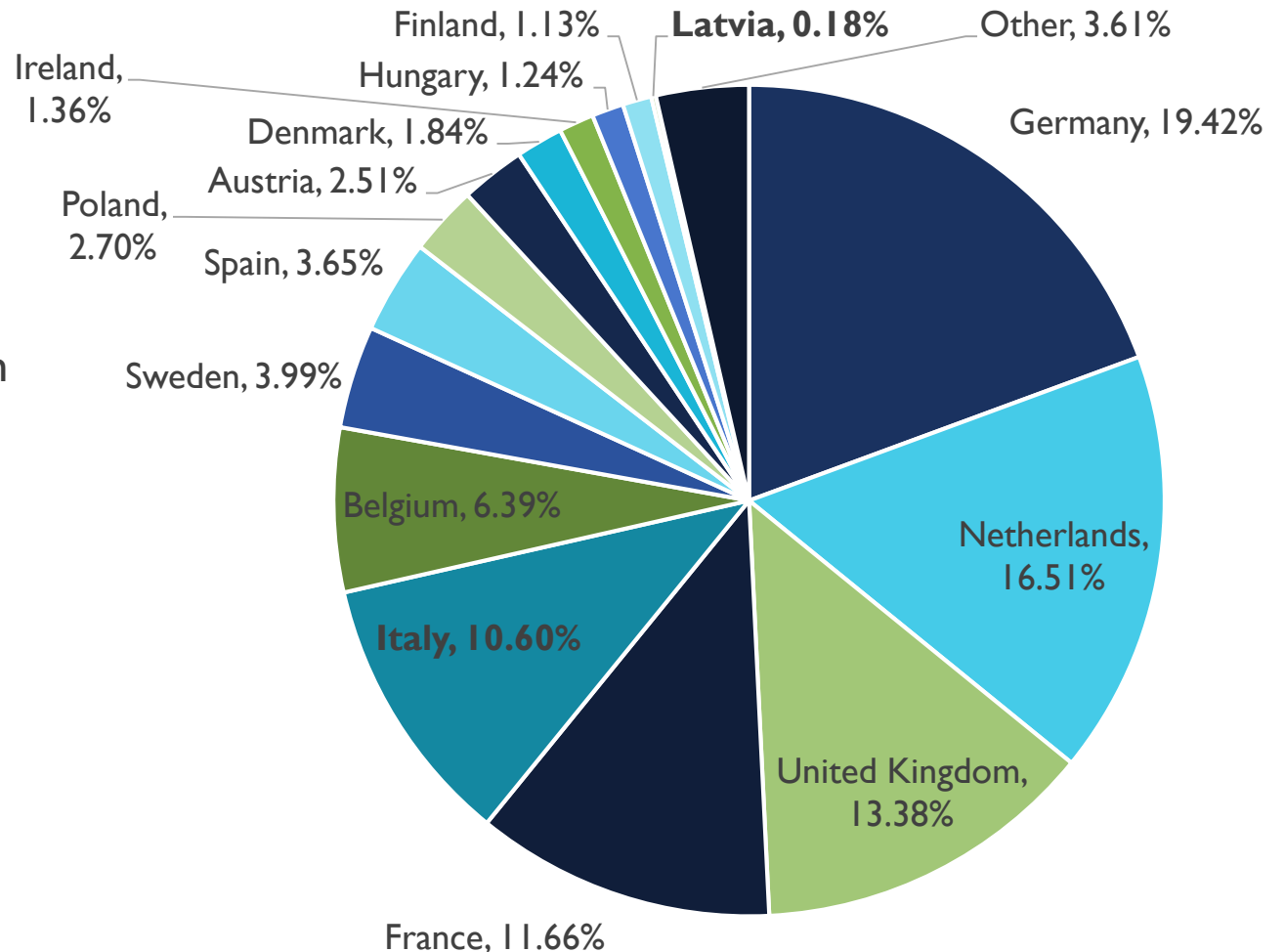
PAKISTAN'S EXPORTS TO THE EU(28), 2017

- EU is Pakistan's largest export market representing 34% of exports.
- Latvia accounted for 0.17% of total EU exports from Pakistan in 2017.

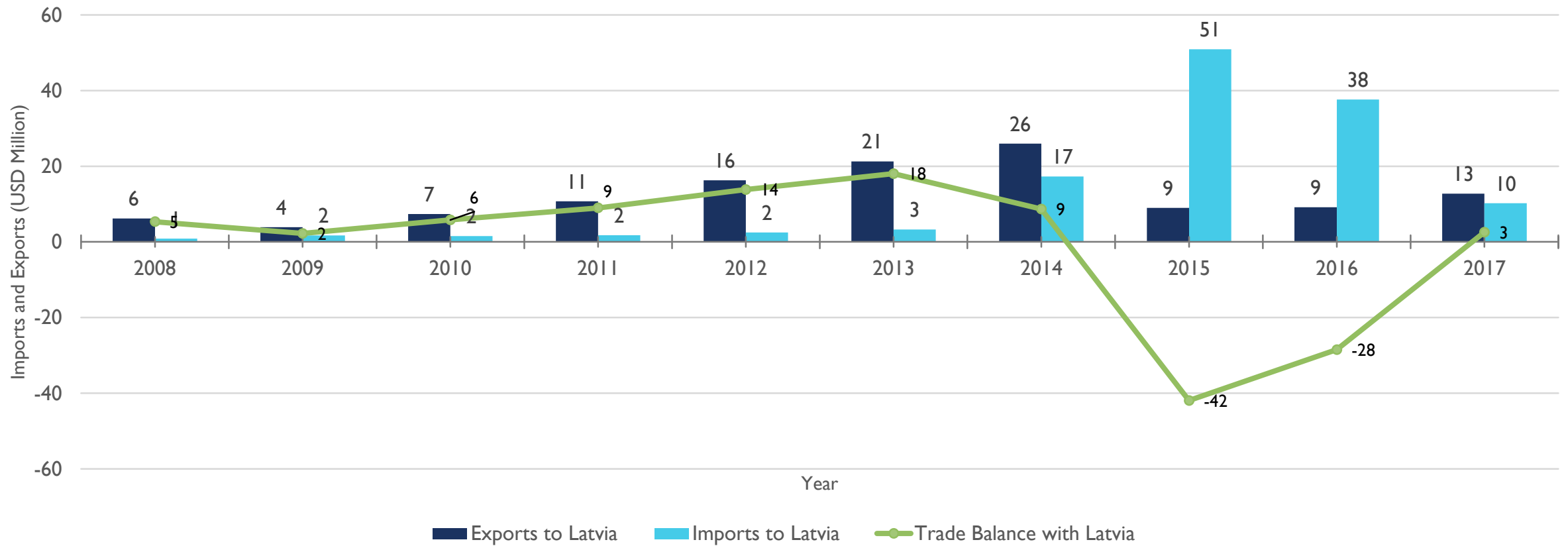


PAKISTAN'S IMPORTS FROM THE EU(28), 2017

- EU is Pakistan's 3rd largest import partner after China and UAE.
- Imports from the EU stood at \$5.72 billion in 2017.
- Latvia accounts for 0.18% of Pakistan's imports from the EU and 0.02% of total imports from the world.



PAKISTAN LATVIA TRADE TRENDS



PAKISTAN'S TOP 10 EXPORTS TO LATVIA

HS CODE	DESCRIPTION	EXPORT VALUE 2015 (US\$)	EXPORT VALUE 2016 (US\$)	EXPORT VALUE 2017 (US\$)
630260	Toilet linen and kitchen linen, of terry towelling or similar terry fabrics of cotton	895,000	1,336,000	2,885,000
630231	Bedlinen of cotton	1,658,000	726,000	1,240,000
520812	Plain woven fabrics of cotton	694,000	942,000	629,000
420329	Gloves, mittens and mitts, of leather or composition leather	151,000	321,000	462,000
620322	Men's or boys' ensembles of cotton	21,000	28,000	454,000
630210	Bedlinen, knitted or crocheted	355,000	388,000	437,000
640399	Footwear with outer soles of rubber, plastics or composition leather	0	0	367,000
100630	Semi-milled or wholly milled rice, whether or not polished or glazed	306,000	274,000	351,000
821420	Manicure or pedicure sets and instruments, incl. nail files, of base metal	330,000	257,000	337,000
521223	Woven fabrics of cotton	0	0	331,000

PAKISTAN'S TOP 10 IMPORTS FROM LATVIA

HS CODE	DESCRIPTION	IMPORT VALUE 2015 (US\$)	IMPORT VALUE 2016 (US\$)	IMPORT VALUE 2017 (US\$)
440729	Tropical wood	1,275,000	2,810,000	3,143,000
720441	Turnings, shavings, chips, milling waste, sawdust, filings, trimmings and stampings of iron	7,340,000	4,473,000	2,010,000
071310	Dried, shelled peas "Pisum sativum", whether or not skinned or split	340,000	2,223,000	1,479,000
720449	Waste and scrap of iron or steel	2,319,000	1,807,000	943,000
440799	Wood, sawn or chipped lengthwise, sliced or peeled	712,000	696,000	601,000
440399	Wood in the rough, whether or not stripped of bark or sapwood, or roughly squared	390,000	831,000	502,000
630900	Worn clothing and clothing accessories, blankets and travelling rugs, household linen	260,000	301,000	361,000
440719	Coniferous wood sawn or chipped lengthwise, sliced or peeled	0	0	355,000
391739	Flexible tubes, pipes and hoses, of plastics, reinforced or otherwise combined	0	3,000	193,000
760200	Waste and scrap, of aluminium	3,000	64,000	118,000

Pakistan's Theoretical Potential for Additional Exports to Latvia, 2017

Top 10 Potential Products (HS 06)

HS CODE	DESCRIPTION	ACTUAL EXPORTS IN 2017 (US\$)	POTENTIAL EXPORTS IN 2017 (US\$)
300490	Medicaments consisting of mixed or unmixed products for therapeutic or prophylactic purposes	283,000	70,503,000
721049	Flat-rolled products of iron or non-alloy steel, of a width of ≥ 600 mm, hot-rolled or cold-rolled	0	31,179,000
851712	Telephones for cellular networks "mobile telephones" or for other wireless networks	0	30,749,000
040120	Milk and cream of a fat content by weight of $> 1\%$ but $\leq 6\%$	0	29,386,000
170199	Cane or beet sugar and chemically pure sucrose, in solid form (excluding cane and beet sugar	0	28,766,000
170490	Sugar confectionery not containing cocoa, incl. white chocolate (excluding chewing gum)	72,000	27,459,000
640399	Footwear with outer soles of rubber, plastics or composition leather, with uppers of leather	367,000	27,335,000
521222	Woven fabrics of cotton, containing predominantly, but $< 85\%$ cotton by weight	0	26,694,000
901890	Instruments and appliances used in medical, surgical or veterinary sciences, n.e.s.	50,000	23,946,000
310229	Double salts and mixtures of ammonium sulphate and ammonium nitrate	0	22,484,000

Pakistan's Theoretical Potential for Additional Imports from Latvia, 2017

Top 10 Potential Products (HS 06)

HS CODE	DESCRIPTION	ACTUAL IMPORTS IN 2017 (US\$)	POTENTIAL IMPORTS IN 2017 (US\$)
851712	Telephones for cellular networks "mobile telephones" or for other wireless networks	0	393,809,000
300490	Medicaments consisting of mixed or unmixed products for therapeutic or prophylactic purposes	0	368,135,000
851762	Machines for the reception, conversion and transmission or regeneration of voice, images	26,000	275,982,000
120510	Low erucic acid rape or colza seeds "yielding a fixed oil which has an erucic acid content	0	122,707,000
840681	Steam and other vapour turbines, of an output > 40 MW (excluding those for marine propulsion)	0	118,697,000
080280	Fresh or dried areca nuts, whether or not shelled or peeled	0	113,858,000
720449	Waste and scrap of iron or steel (excluding slag, scale and other waste of the production	943,000	105,547,000
730890	Structures and parts of structures, of iron or steel, n.e.s. (excluding bridges and bridge-sections	0	99,067,000
291736	Terephthalic acid and its salts	0	92,450,000
290121	Ethylene	0	86,834,000