

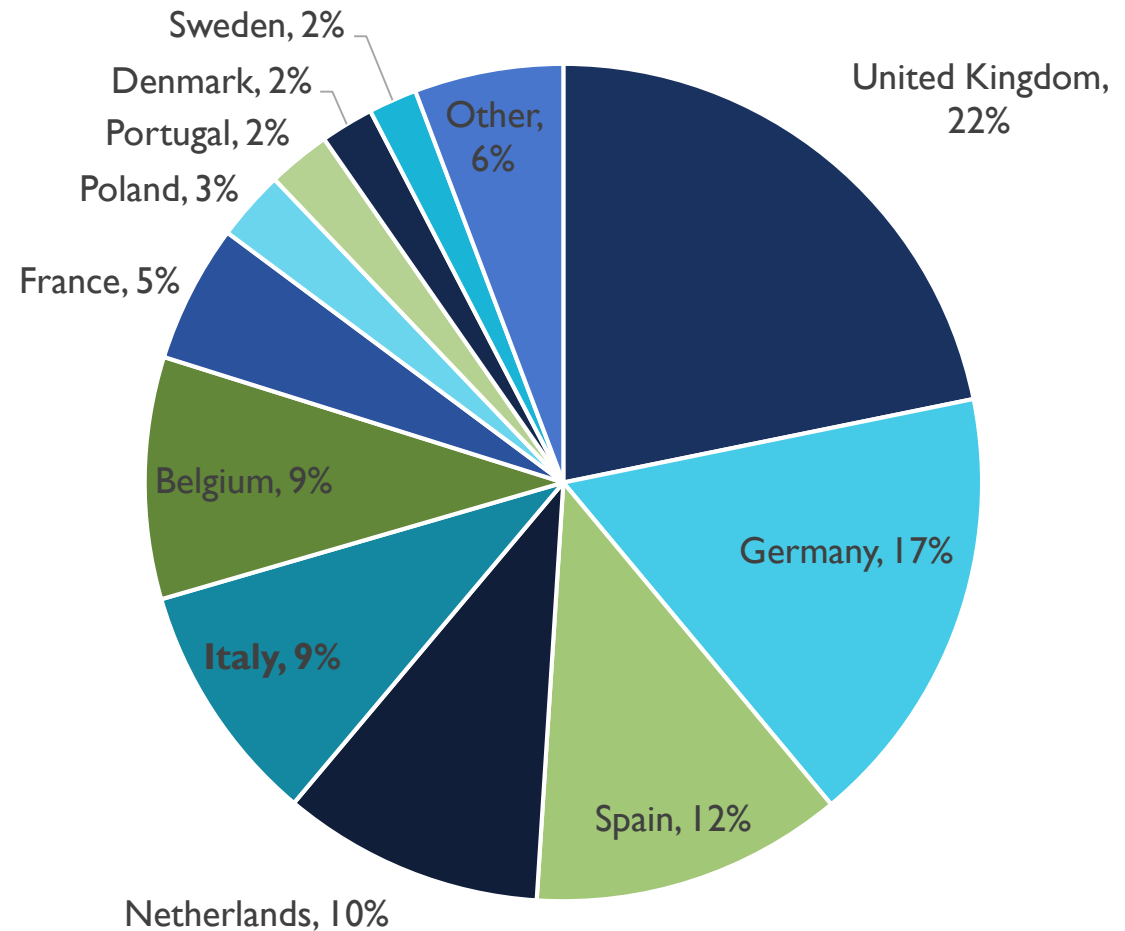


ITALY – PAKISTAN TRADE



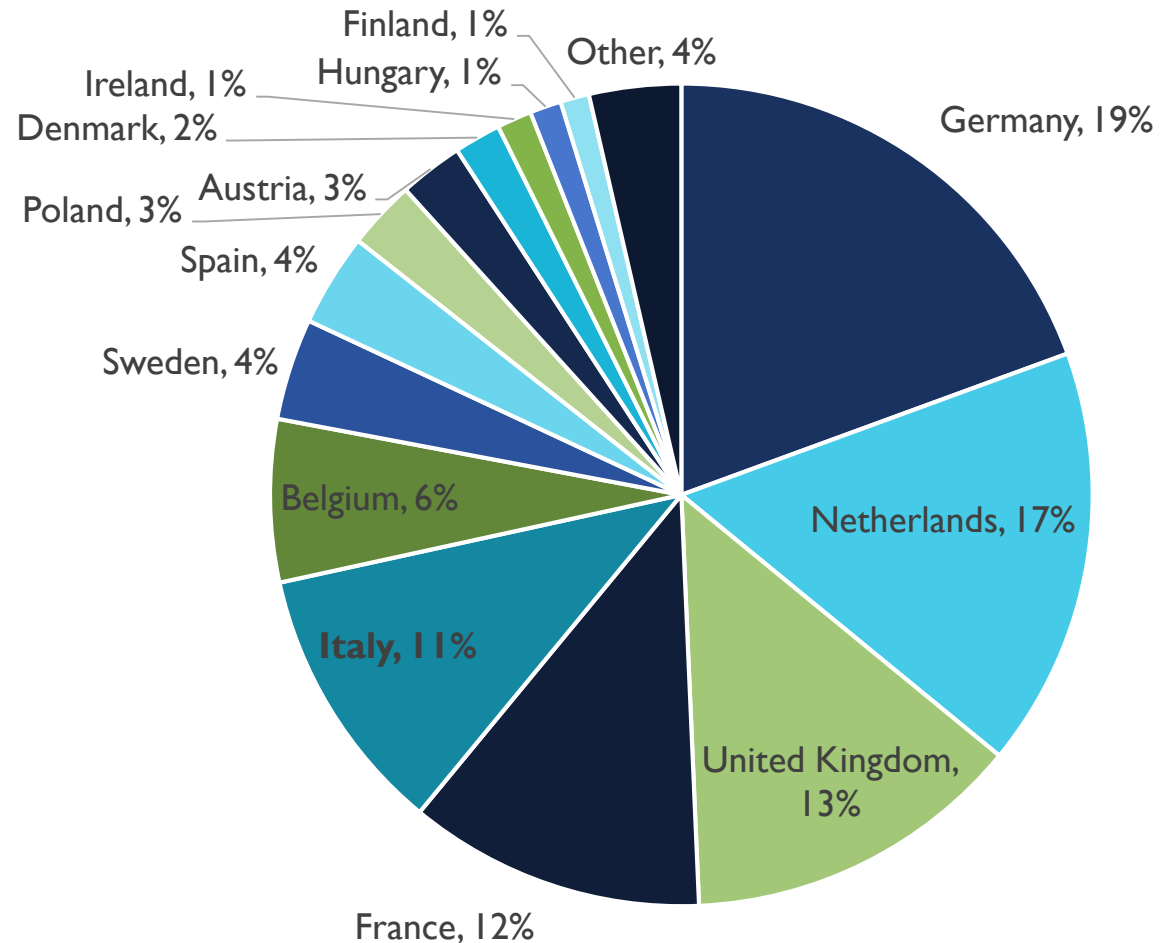
PAKISTAN'S EXPORTS TO THE EU(28), 2017

- EU is Pakistan's largest export market representing 34% of exports.
- Italy accounted for 9% of total EU exports from Pakistan in 2017.

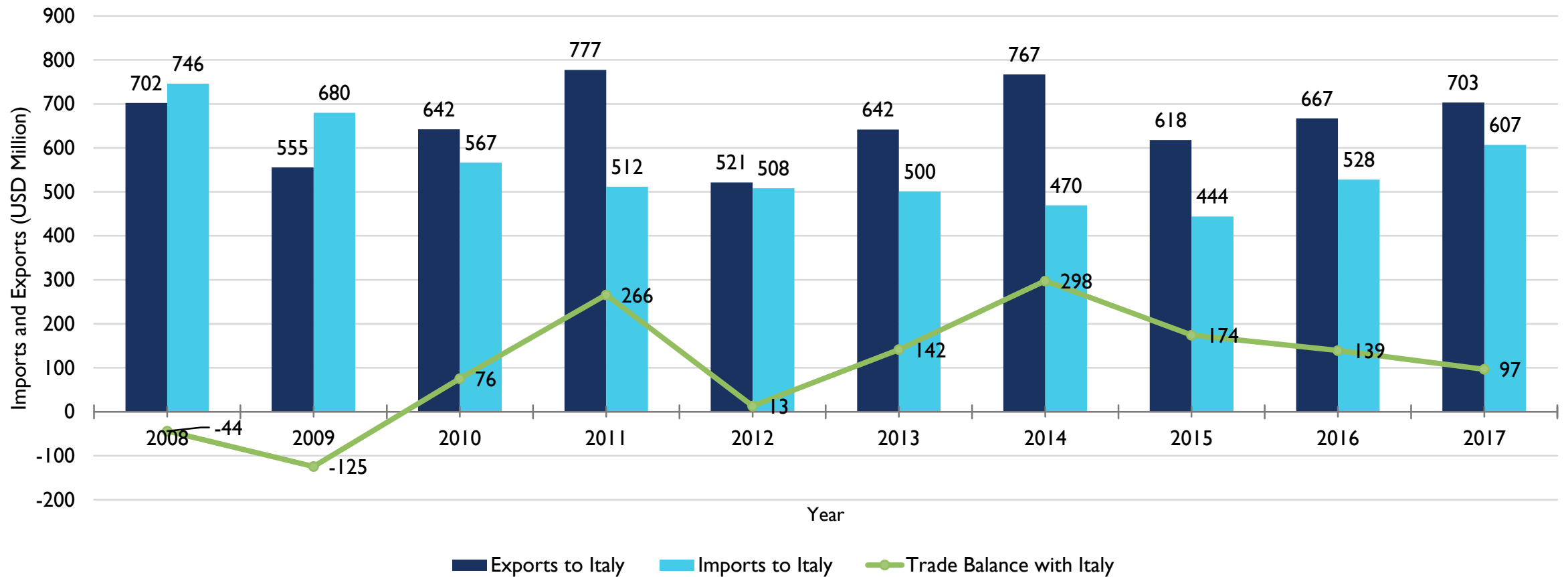


PAKISTAN'S IMPORTS FROM THE EU(28), 2017

- EU is Pakistan's 3rd largest import partner after China and UAE.
- Imports from the EU stood at \$5.72 billion in 2017.
- Italy accounts for 11% of Pakistan's imports from the EU and 1.05% of total imports from the world.



PAKISTAN - ITALY TRADE TRENDS



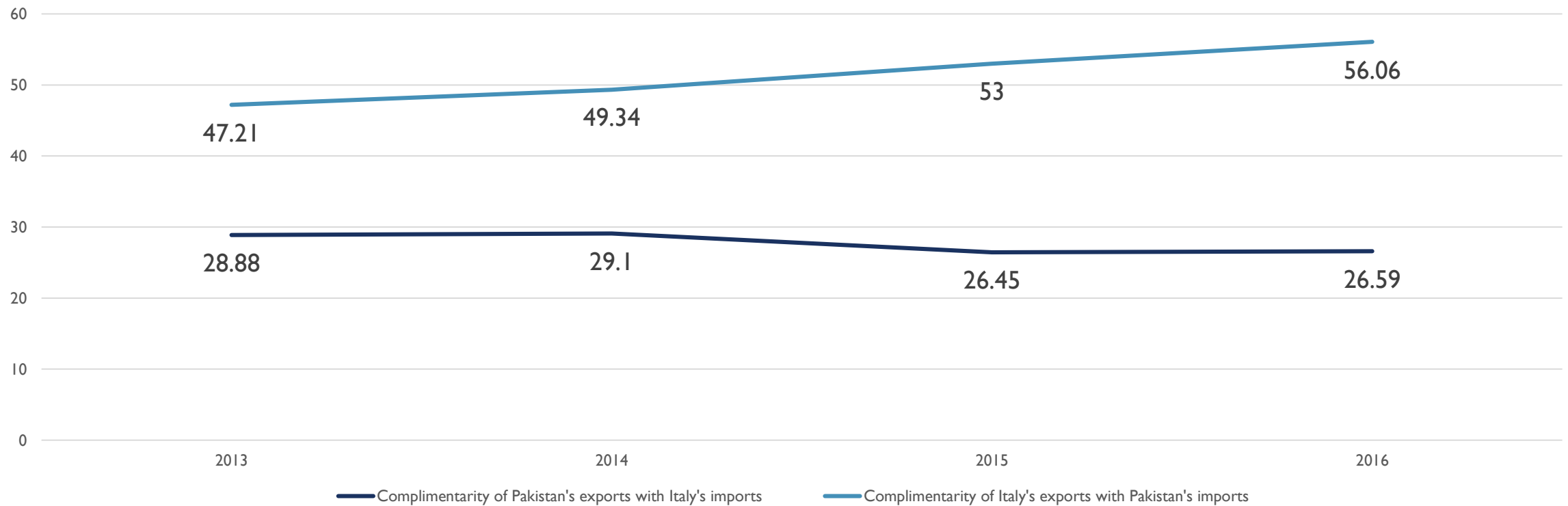
PAKISTAN'S TOP 10 EXPORTS TO ITALY

HS CODE	DESCRIPTION	EXPORT VALUE 2015 (US\$)	EXPORT VALUE 2016 (US\$)	EXPORT VALUE 2017 (US\$)
630231	Bedlinen of cotton	41,449,000	60,165,000	64,373,000
620342	Men's or boys' trousers, bib and brace overalls, breeches and shorts, of cotton	32,991,000	34,116,000	37,109,000
630260	Toilet linen and kitchen linen, of terry towelling or similar terry fabrics of cotton	30,055,000	32,538,000	32,054,000
520812	Plain woven fabrics of cotton	19,878,000	26,588,000	28,555,000
620322	Men's or boys' ensembles of cotton	4,226,000	16,943,000	23,071,000
630239	Bedlinen of textile materials	19,148,000	21,751,000	22,029,000
630210	Bedlinen, knitted or crocheted	17,388,000	17,331,000	19,049,000
410712	Grain splits leather "incl. parchment-dressed leather"	16,854,000	21,162,000	18,253,000
640399	Footwear with outer soles of rubber, plastics or composition leather	14,468,000	13,895,000	15,807,000
100630	Semi-milled or wholly milled rice, whether or not polished or glazed	12,014,000	11,150,000	15,289,000

PAKISTAN'S TOP 10 IMPORTS FROM ITALY

HS CODE	DESCRIPTION	IMPORT VALUE 2015 (US\$)	IMPORT VALUE 2016 (US\$)	IMPORT VALUE 2017 (US\$)
300490	Medicaments consisting of mixed or unmixed products	28,658,000	30,100,000	34,757,000
271019	Medium oils and preparations, of petroleum or bituminous minerals	52,000	8,419,000	19,952,000
844319	Printing machinery used for printing by means of plates, cylinders	5,532,000	15,633,000	18,209,000
844540	Textile winding, incl. weft-winding, or reeling machines	8,821,000	8,758,000	18,206,000
843810	Bakery machinery and machinery for the industrial preparation	3,862,000	8,004,000	12,631,000
842240	Packing or wrapping machinery, incl. heat-shrink wrapping machinery	15,203,000	11,041,000	12,221,000
845180	Machinery for dressing, finishing, coating or impregnating textile yarns, fabrics or other	5,611,000	10,289,000	11,894,000
270400	Coke and semi-coke of coal, of lignite or of peat, whether or not agglomerated	5,989,000	9,577,000	10,641,000
844590	Machines for producing textile yarns and machines for preparing textile yarns	3,347,000	5,240,000	9,565,000
842290	Parts of dishwashing machines, packing or wrapping machinery	7,225,000	4,254,000	9,140,000

TRADE COMPLIMENTARITY



Pakistan's Theoretical Potential for Additional Exports to Italy, 2017

Top 10 Potential Products (HS 06)

HS CODE	DESCRIPTION	ACTUAL EXPORTS IN 2017 (US\$)	POTENTIAL EXPORTS IN 2017 (US\$)
620342	Men's or boys trousers, bib and brace overalls, breeches and shorts, of cotton	37,109,000	373,314,000
901890	Instruments and appliances used in medical, surgical or veterinary sciences, n.e.s.	10,187,000	350,388,000
170199	Cane or beet sugar and chemically pure sucrose, in solid form	0	342,901,000
420310	Articles of apparel, of leather or composition leather (excluding clothing accessories, footwear	7,400,000	200,718,000
611595	Full-length or knee-length stockings, socks and other hosiery, incl. footwear without applied	995,000	198,891,000
610910	T-shirts, singlets and other vests of cotton, knitted or crocheted	1,939,000	195,818,000
620462	Women's or girls trousers, bib and brace overalls, breeches and shorts of cotton	5,638,000	191,437,000
610510	Men's or boys shirts of cotton, knitted or crocheted (excluding nightshirts, T-shirts, singlets	2,238,000	166,106,000
390761	Poly"ethylene terephthalate", in primary forms, having a viscosity number of ≥ 78 ml/g	7,343,000	127,234,000
020110	Carcases or half-carcases of bovine animals, fresh or chilled	0	110,284,000

Pakistan's Theoretical Potential for Additional Imports from Italy, 2017

Top 10 Potential Products (HS 06)

HS CODE	DESCRIPTION	ACTUAL IMPORTS IN 2017 (US\$)	POTENTIAL IMPORTS IN 2017 (US\$)
851712	Telephones for cellular networks "mobile telephones" or for other wireless networks	9,000	760,255,000
390210	Polypropylene, in primary forms	43,000	466,050,000
870322	Motor cars and other motor vehicles principally designed for the transport of persons	159,000	362,541,000
854140	Photosensitive semiconductor devices, incl. photovoltaic cells whether or not assembled	263,000	342,953,000
870323	Motor cars and other motor vehicles principally designed for the transport of persons	0	340,747,000
300490	Medicaments consisting of mixed or unmixed products for therapeutic or prophylactic purposes	34,757,000	333,378,000
390120	Polyethylene with a specific gravity of $\geq 0,94$, in primary forms	1,091,000	315,586,000
841182	Gas turbines of a power > 5.000 kW (excluding turbojets and turbopropellers)	472,000	298,763,000
390110	Polyethylene with a specific gravity of $< 0,94$, in primary forms	4,000	290,668,000
851762	Machines for the reception, conversion and transmission or regeneration of voice, images or ...	258,000	285,212,000