

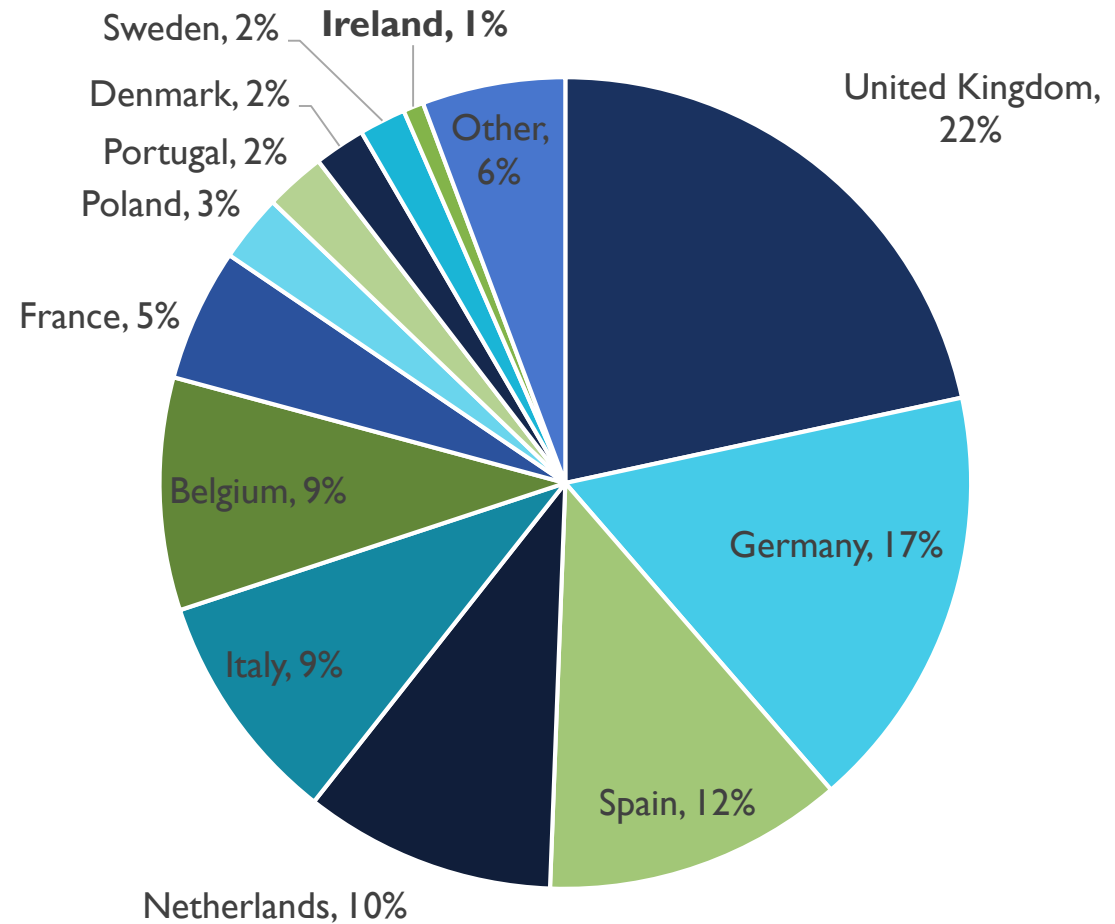


# IRELAND – PAKISTAN TRADE



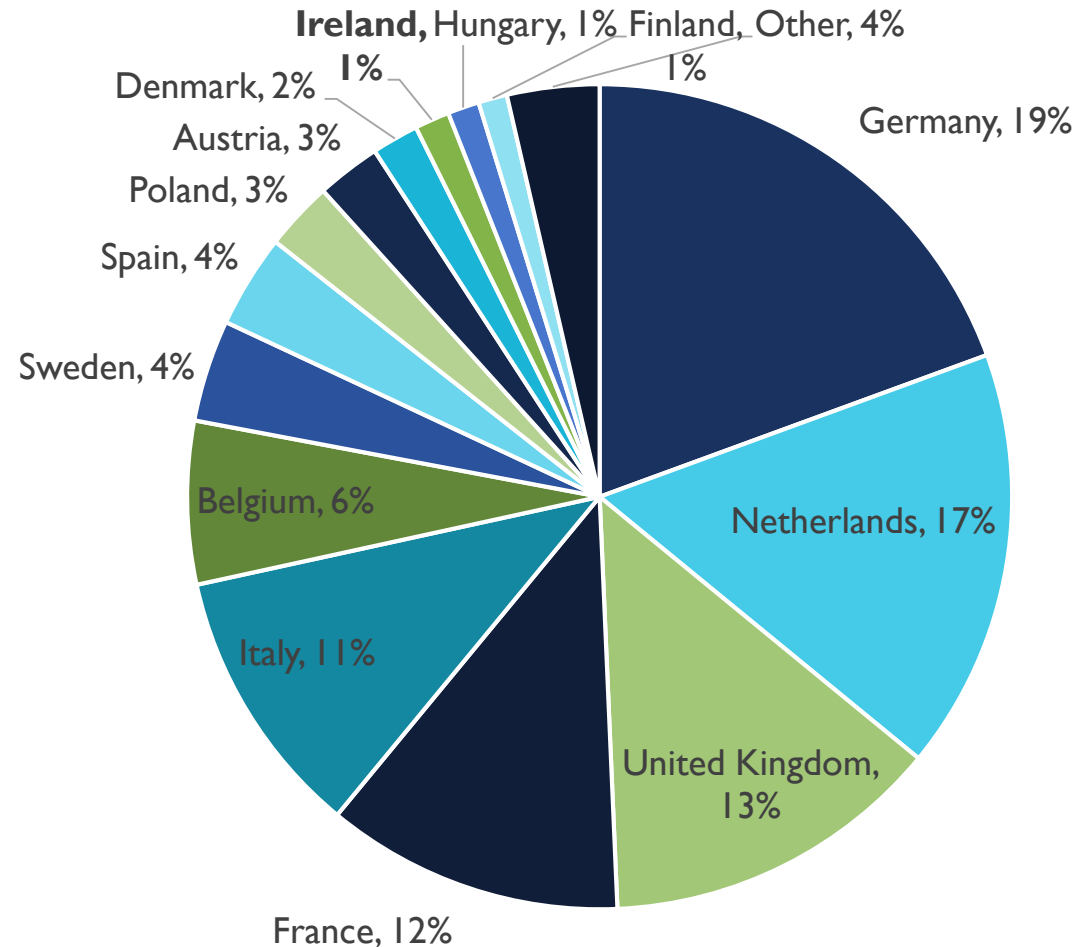
# PAKISTAN'S EXPORTS TO THE EU(28), 2017

- EU is Pakistan's largest export market representing 34% of exports.
- Ireland accounted for 1% of total EU exports from Pakistan in 2017.

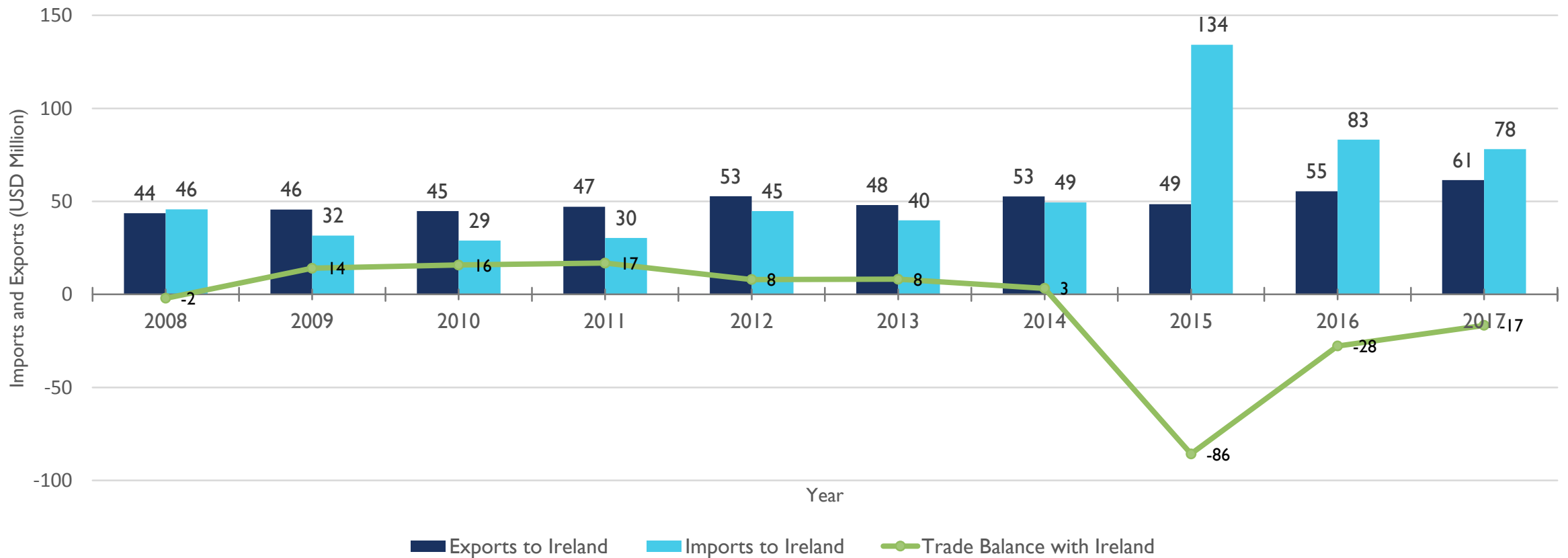


# PAKISTAN'S IMPORTS FROM THE EU(28), 2017

- EU is Pakistan's 3rd largest import partner after China and UAE.
- Imports from the EU stood at \$5.72 billion in 2017.
- Ireland accounts for 1% of Pakistan's imports from the EU and 0.13% of total imports from the world.



# PAKISTAN - IRELAND TRADE TRENDS



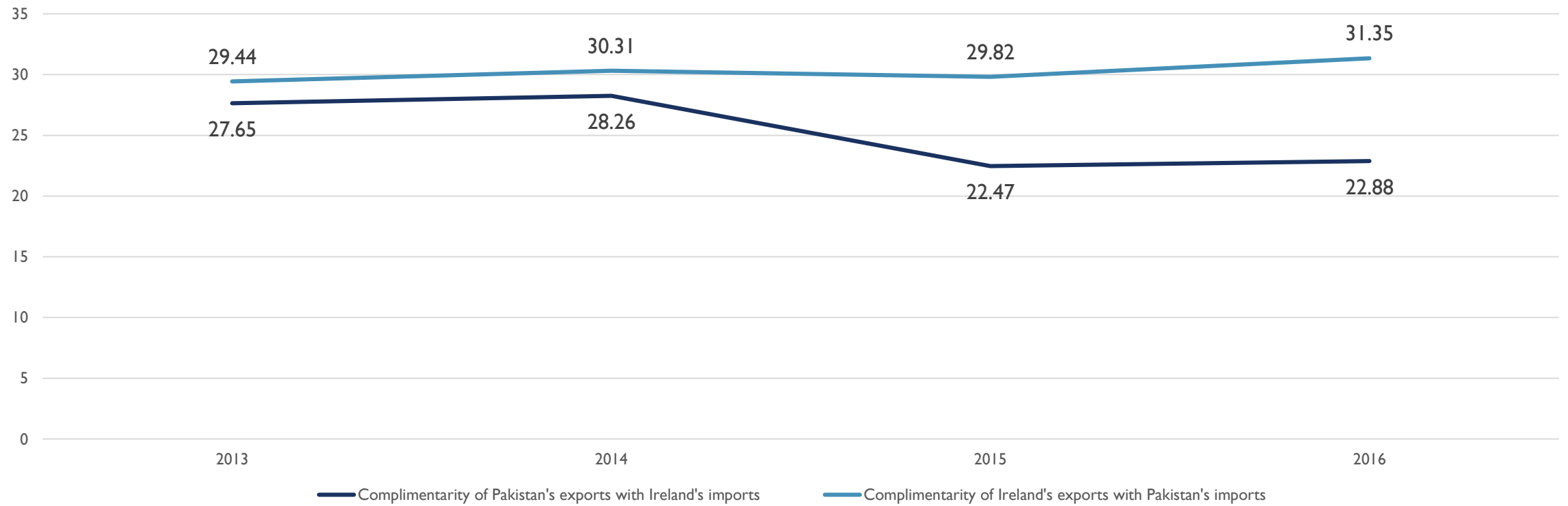
# PAKISTAN'S TOP 10 EXPORTS TO IRELAND

HS CODE	DESCRIPTION	EXPORT VALUE 2015 (US\$)	EXPORT VALUE 2016 (US\$)	EXPORT VALUE 2017 (US\$)
630239	Bedlinen of textile materials	7,789,000	11,597,000	13,125,000
630260	Toilet linen and kitchen linen, of terry towelling or similar terry fabrics of cotton	5,690,000	5,999,000	7,892,000
630210	Bedlinen, knitted or crocheted	4,761,000	4,437,000	4,576,000
630231	Bedlinen of cotton	2,837,000	4,125,000	4,572,000
611595	Full-length or knee-length stockings, socks and other hosiery, incl. footwear	4,010,000	4,150,000	3,864,000
620462	Women's or girls' trousers, bib and brace overalls, breeches and shorts of cotton	1,354,000	2,065,000	2,025,000
620322	Men's or boys' ensembles of cotton	531,000	1,203,000	1,923,000
620349	Men's or boys' trousers, bib and brace overalls, breeches and shorts of textile	595,000	854,000	1,694,000
521021	Plain woven fabrics of cotton	1,063,000	1,092,000	1,373,000
640399	Footwear with outer soles of rubber, plastics or composition leather	418,000	942,000	1,265,000

# PAKISTAN'S TOP 10 IMPORTS FROM IRELAND

HS CODE	DESCRIPTION	IMPORT VALUE 2015 (US\$)	IMPORT VALUE 2016 (US\$)	IMPORT VALUE 2017 (US\$)
901839	Needles, catheters, cannulae and the like, used in medical, surgical, dental or veterinary	7,057,000	8,397,000	17,366,000
330210	Mixtures of odoriferous substances and mixtures, incl. alcoholic solutions	8,792,000	9,476,000	10,007,000
040210	Milk and cream in solid forms, of a fat content by weight of <= 1,5%	4,786,000	424,000	8,766,000
300490	Medicaments consisting of mixed or unmixed products	2,403,000	5,699,000	5,732,000
190190	Malt extract; food preparations of flour, groats, meal, starch or malt extract	5,275,000	4,908,000	3,740,000
382200	Diagnostic or laboratory reagents on a backing	1,471,000	2,313,000	3,344,000
901890	Instruments and appliances used in medical, surgical or veterinary sciences, n.e.s.	796,000	2,671,000	2,962,000
300220	Vaccines for human medicine	41,328,000	21,071,000	1,914,000
847150	Processing units for automatic data-processing machines	1,235,000	2,374,000	1,838,000
847170	Storage units for automatic data-processing machines	1,889,000	599,000	1,788,000

# TRADE COMPLIMENTARITY



# Pakistan's Theoretical Potential for Additional Exports to Ireland, 2017

## Top 10 Potential Products (HS 06)

HS CODE	DESCRIPTION	ACTUAL EXPORTS IN 2017 (US\$)	POTENTIAL EXPORTS IN 2017 (US\$)
901890	Instruments and appliances used in medical, surgical or veterinary sciences, n.e.s.	706,000	359,869,000
520912	Woven fabrics of cotton, containing $\geq 85\%$ cotton by weight and weighing $> 200 \text{ g/m}^2$	0	133,978,000
610910	T-shirts, singlets and other vests of cotton, knitted or crocheted	435,000	132,623,000
520532	Multiple "folded" or cabled cotton yarn, of uncombed fibres, containing $\geq 85\%$ cotton by weight	0	129,243,000
620462	Women's or girls trousers, bib and brace overalls, breeches and shorts of cotton	2,025,000	90,746,000
110100	Wheat or meslin flour	0	86,459,000
620342	Men's or boys trousers, bib and brace overalls, breeches and shorts, of cotton	486,000	86,181,000
610990	T-shirts, singlets and other vests of textile materials, knitted or crocheted (excluding cotton)	421,000	71,425,000
300490	Medicaments consisting of mixed or unmixed products for therapeutic or prophylactic purposes	0	70,786,000
640399	Footwear with outer soles of rubber, plastics or composition leather, with uppers of leather	1,265,000	67,712,000



# Pakistan's Theoretical Potential for Additional Imports from Ireland, 2017

## Top 10 Potential Products (HS 06)

HS CODE	DESCRIPTION	ACTUAL IMPORTS IN 2017 (US\$)	POTENTIAL IMPORTS IN 2017 (US\$)
300490	Medicaments consisting of mixed or unmixed products for therapeutic or prophylactic purposes	5,732,000	362,403,000
851762	Machines for the reception, conversion and transmission or regeneration of voice, images	6,000	285,464,000
300220	Vaccines for human medicine	1,914,000	206,327,000
382499	Chemical products and preparations of the chemical or allied industries	97,000	161,707,000
853710	Boards, cabinets and similar combinations of apparatus for electric control	28,000	132,181,000
540331	Yarn of viscose rayon filament, incl. monofilament of < 67 decitex, single, untwisted	0	120,624,000
901890	Instruments and appliances used in medical, surgical or veterinary sciences, n.e.s.	2,962,000	112,725,000
040210	Milk and cream in solid forms, of a fat content by weight of <= 1,5%	8,766,000	107,733,000
270900	Petroleum oils and oils obtained from bituminous minerals, crude	0	104,706,000
190110	Food preparations for infant use, put up for retail sale, of flour, groats, meal, starch	326,000	103,965,000