

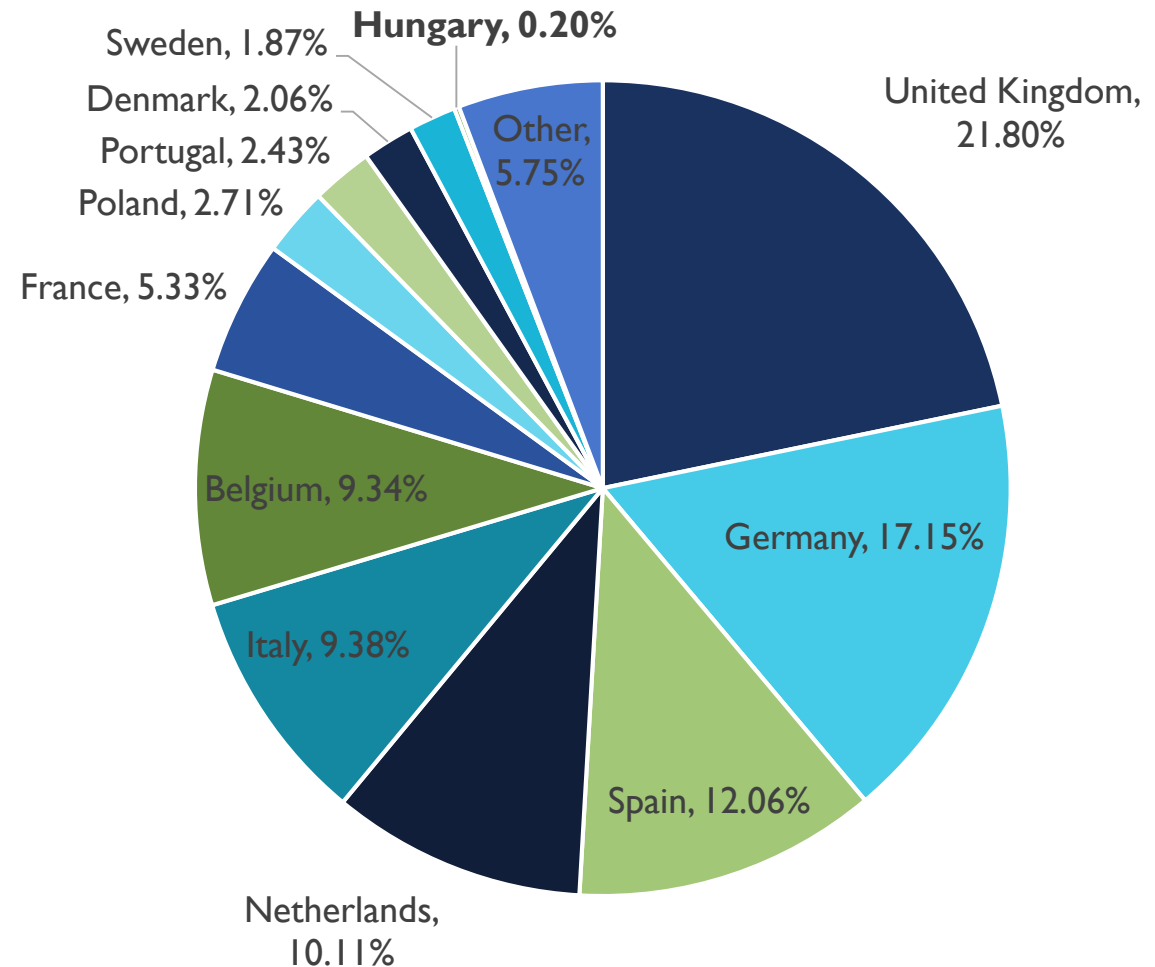


# HUNGARY – PAKISTAN TRADE



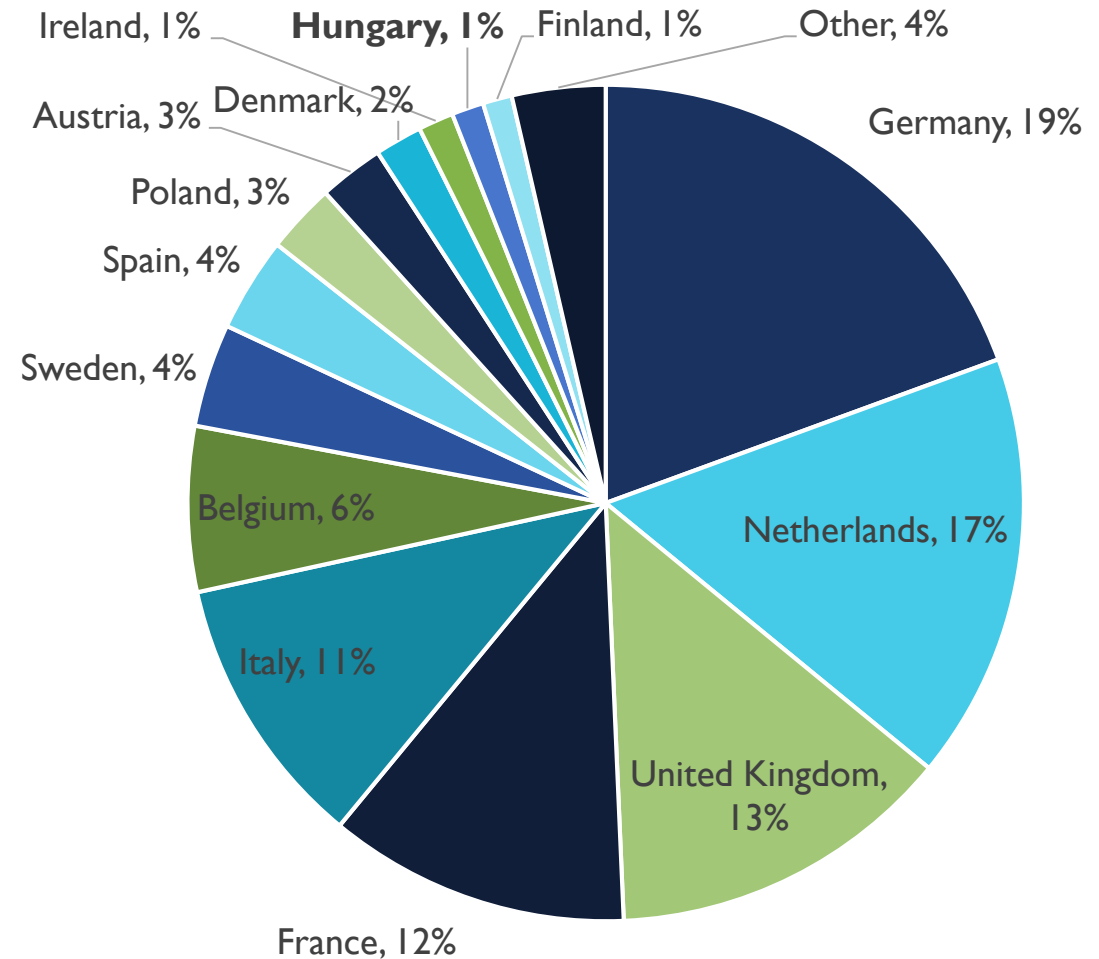
# PAKISTAN'S EXPORTS TO THE EU(28), 2017

- EU is Pakistan's largest export market representing 34% of exports.
- Hungary accounted for 0.20% of total EU exports from Pakistan in 2017.

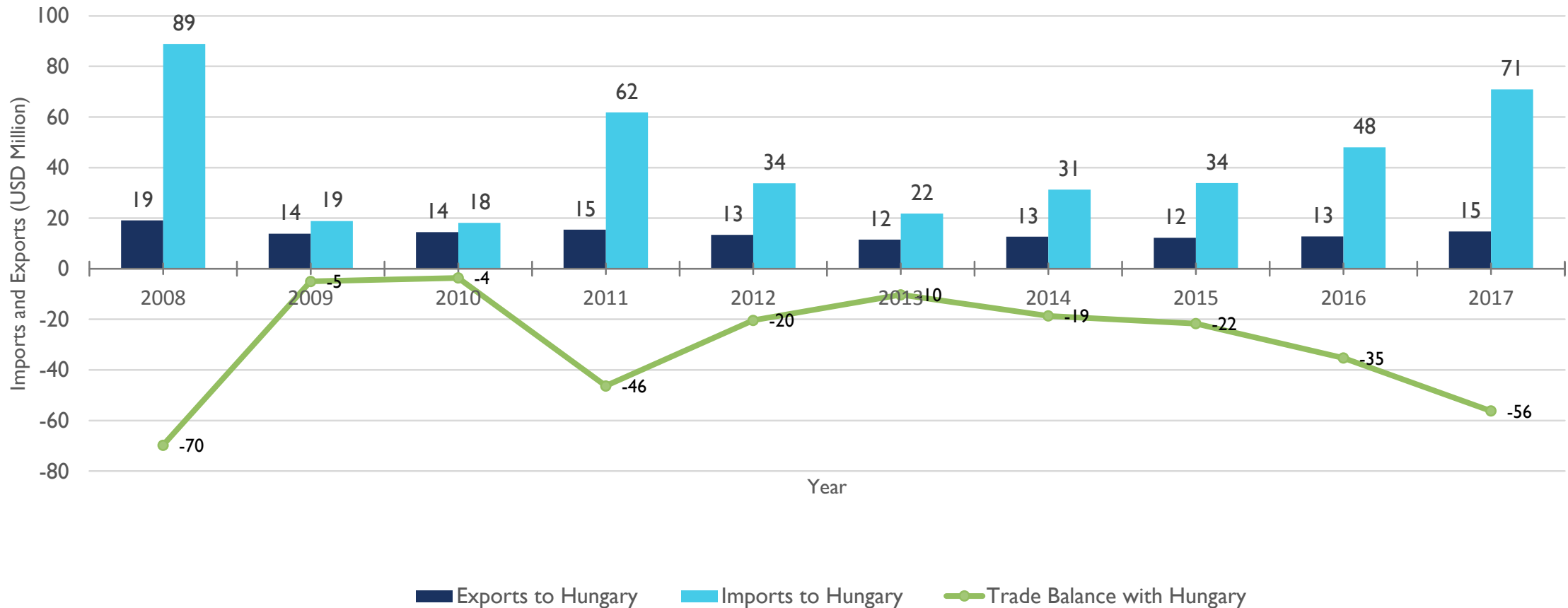


# PAKISTAN'S IMPORTS FROM THE EU(28), 2017

- EU is Pakistan's 3rd largest import partner after China and UAE.
- Imports from the EU stood at \$5.72 billion in 2017.
- Hungary accounts for 1% of Pakistan's imports from the EU and 0.1% of total imports from the world.



# PAKISTAN HUNGARY TRADE TRENDS



# PAKISTAN'S TOP 10 EXPORTS TO HUNGARY

HS CODE	DESCRIPTION	EXPORT VALUE 2015 (US\$)	EXPORT VALUE 2016 (US\$)	EXPORT VALUE 2017 (US\$)
901590	Parts and accessories for instruments and appliances	0	0	1,760,000
520852	Plain woven fabrics of cotton	1,408,000	1,913,000	1,241,000
901890	Instruments and appliances used in medical, surgical or veterinary sciences, n.e.s.	199,000	490,000	897,000
411200	Leather further prepared after tanning or crusting incl. parchment-dressed leather"	467,000	486,000	886,000
521021	Plain woven fabrics of cotton, containing predominantly, but < 85% cotton by weight	355,000	642,000	705,000
551341	Plain woven fabrics containing predominantly, but < 85% polyester staple fibres	573,000	418,000	560,000
520832	Plain woven fabrics of cotton, containing >= 85% cotton by weight and weighing > 100 g to 200	311,000	626,000	543,000
520822	Plain woven fabrics of cotton, containing >= 85% cotton by weight and weighing > 100 g to 200	335,000	328,000	521,000
520951	Plain woven fabrics of cotton, containing >= 85% cotton by weight and weighing > 200 g/m <sup>2</sup>	522,000	487,000	461,000
843049	Boring or sinking machinery for boring earth or extracting minerals or ores	0	0	446,000

# PAKISTAN'S TOP 10 IMPORTS FROM HUNGARY

HS CODE	DESCRIPTION	IMPORT VALUE 2015 (US\$)	IMPORT VALUE 2016 (US\$)	IMPORT VALUE 2017 (US\$)
841199	Parts of gas turbines, n.e.s.	5,281,000	16,831,000	31,610,000
870323	Motor cars and other motor vehicles principally designed for the transport of persons	1,059,000	3,714,000	7,479,000
847290	Office machines, n.e.s.	1,445,000	836,000	6,339,000
630900	Worn clothing and clothing accessories, blankets and travelling rugs, household linen	1,848,000	2,709,000	2,930,000
870322	Motor cars and other motor vehicles principally designed for the transport of persons	1,004,000	1,944,000	2,692,000
390230	Propylene copolymers, in primary forms	4,327,000	3,622,000	1,874,000
120999	Seeds, fruits and spores, for sowing	174,000	1,002,000	1,732,000
730810	Bridges and bridge-sections, of iron or steel	0	0	1,720,000
300490	Medicaments consisting of mixed or unmixed products	2,694,000	1,950,000	1,600,000
292910	Isocyanates	0	0	1,311,000

# Pakistan's Theoretical Potential for Additional Exports to Hungary, 2017

## Top 10 Potential Products (HS 06)

HS CODE	DESCRIPTION	ACTUAL EXPORTS IN 2017 (US\$)	POTENTIAL EXPORTS IN 2017 (US\$)
610910	T-shirts, singlets and other vests of cotton, knitted or crocheted	0	123,688,000
410712	Grain splits leather "incl. parchment-dressed leather", of the whole hides and skins of bovine	78,000	114,317,000
901890	Instruments and appliances used in medical, surgical or veterinary sciences, n.e.s.	897,000	107,974,000
170199	Cane or beet sugar and chemically pure sucrose, in solid form (excluding cane and beet sugar)	0	100,716,000
390761	Poly"ethylene terephthalate", in primary forms, having a viscosity number of $\geq 78$ ml/g	0	82,499,000
620342	Men's or boys trousers, bib and brace overalls, breeches and shorts, of cotton	1,000	77,629,000
300490	Medicaments consisting of mixed or unmixed products for therapeutic or prophylactic purposes	0	70,786,000
640399	Footwear with outer soles of rubber, plastics or composition leather, with uppers of leather	0	68,991,000
252329	Portland cement (excluding white, whether or not artificially coloured)	0	63,352,000
170490	Sugar confectionery not containing cocoa, incl. white chocolate (excluding chewing gum)	0	55,195,000

# Pakistan's Theoretical Potential for Additional Imports from Hungary, 2017

## Top 10 Potential Products (HS 06)

HS CODE	DESCRIPTION	ACTUAL IMPORTS IN 2017 (US\$)	POTENTIAL IMPORTS IN 2017 (US\$)
851712	Telephones for cellular networks "mobile telephones" or for other wireless networks	0	622,574,000
300490	Medicaments consisting of mixed or unmixed products for therapeutic or prophylactic purposes	1,600,000	366,535,000
870322	Motor cars and other motor vehicles principally designed for the transport of persons	2,692,000	360,008,000
870323	Motor cars and other motor vehicles principally designed for the transport of persons	7,479,000	333,268,000
390120	Polyethylene with a specific gravity of $\geq 0,94$ , in primary forms	0	316,677,000
120510	Low erucic acid rape or colza seeds "yielding a fixed oil which has an erucic acid content	0	309,835,000
851762	Machines for the reception, conversion and transmission or regeneration of voice, images	36,000	285,434,000
870321	Motor cars and other motor vehicles principally designed for the transport of persons	6,000	277,376,000
847130	Data-processing machines, automatic, portable, weighing $\leq 10$ kg	6,000	253,456,000
841430	Compressors for refrigerating equipment	0	218,751,000