

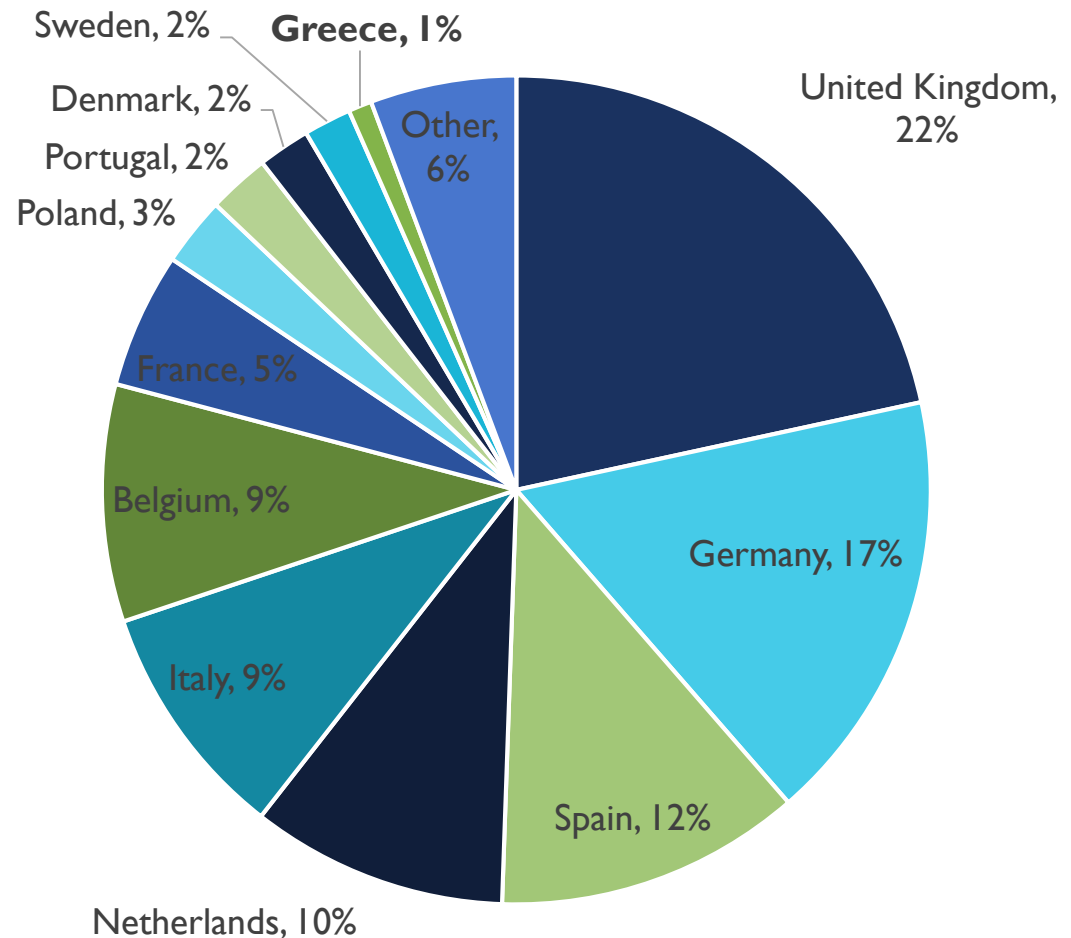


GREECE – PAKISTAN TRADE



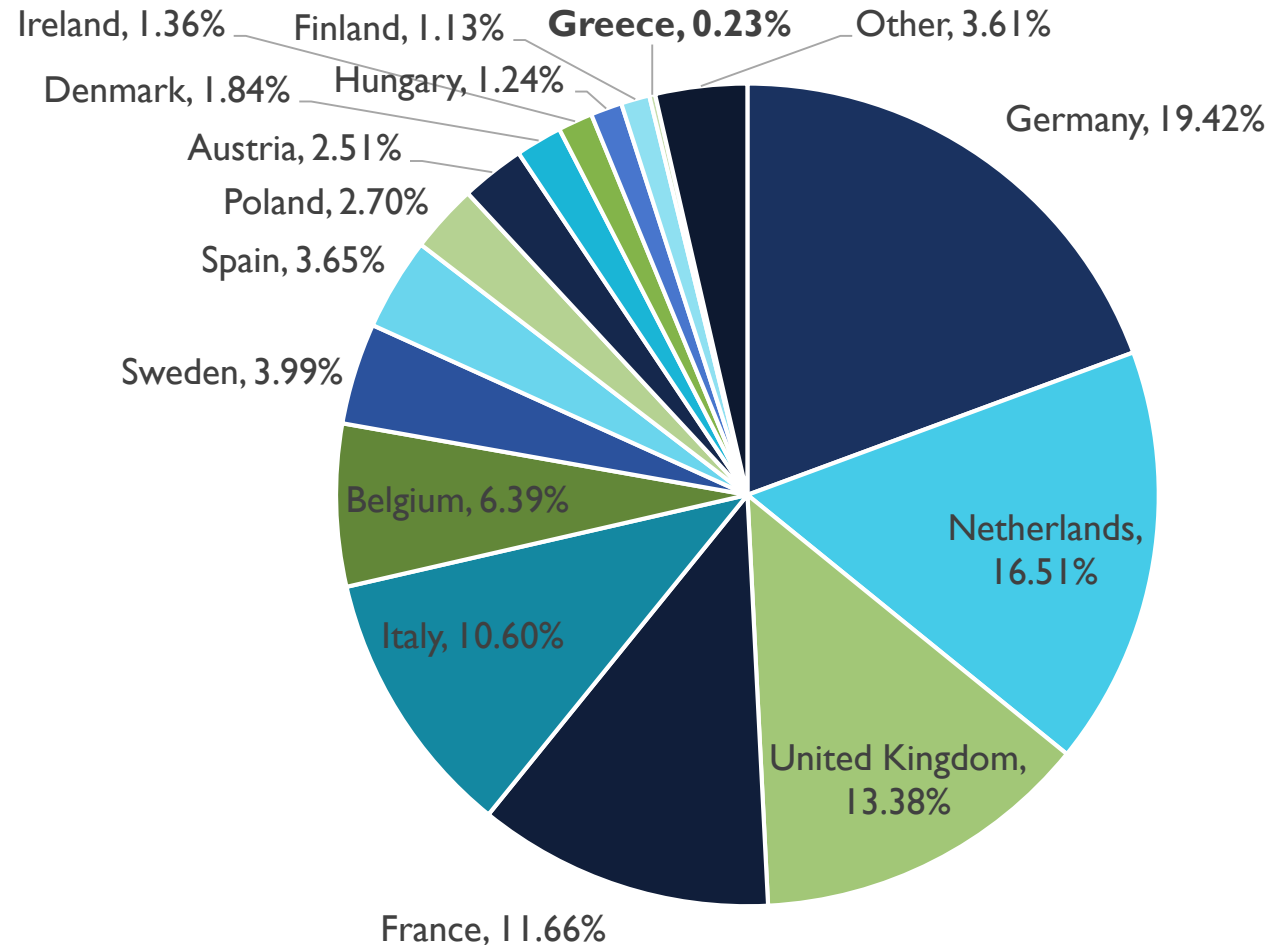
PAKISTAN'S EXPORTS TO THE EU(28), 2017

- EU is Pakistan's largest export market representing 34% of exports.
- Greece accounted for 1% of total EU exports from Pakistan in 2017.

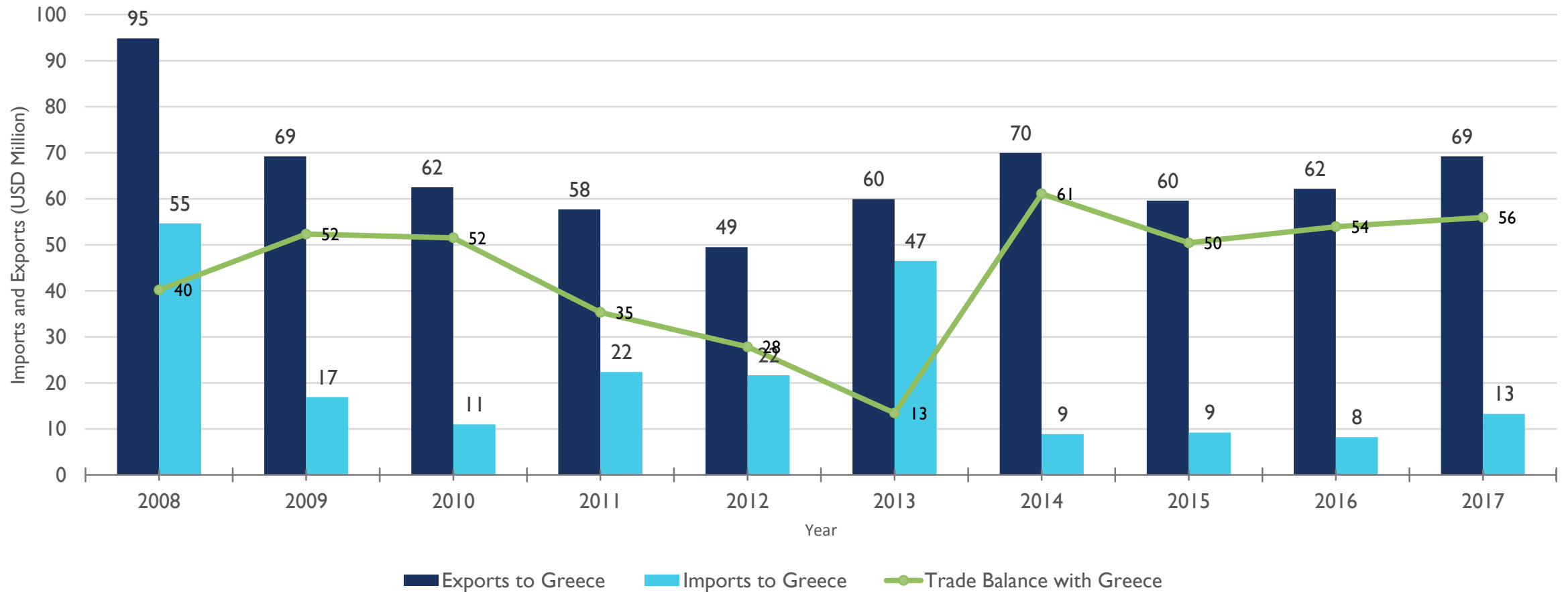


PAKISTAN'S IMPORTS FROM THE EU(28), 2017

- EU is Pakistan's 3rd largest import partner after China and UAE.
- Imports from the EU stood at \$5.72 billion in 2017.
- Greece accounts for 0.23% of Pakistan's imports from the EU and 0.023% of total imports from the world



PAKISTAN - GREECE TRADE TRENDS



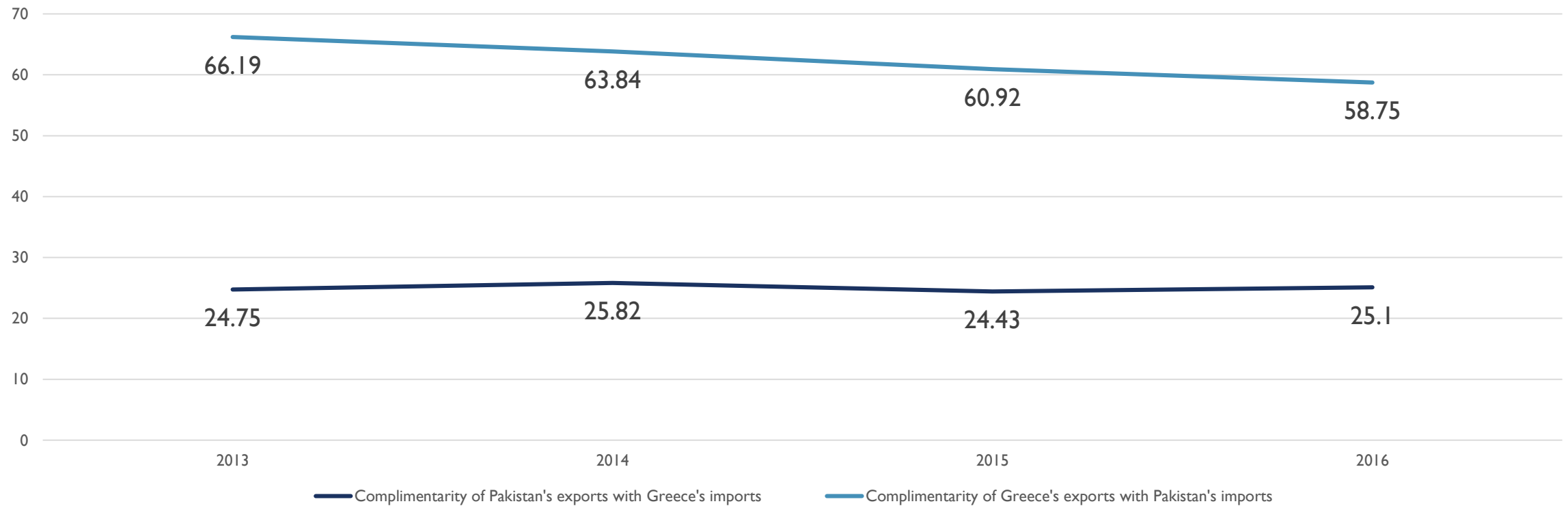
PAKISTAN'S TOP 10 EXPORTS TO GREECE

HS CODE	DESCRIPTION	EXPORT VALUE 2015 (US\$)	EXPORT VALUE 2016 (US\$)	EXPORT VALUE 2017 (US\$)
630260	Toilet linen and kitchen linen, of terry towelling or similar terry fabrics of cotton	8,022,000	10,024,000	10,744,000
630231	Bedlinen of cotton	3,474,000	4,977,000	6,691,000
521021	Plain woven fabrics of cotton, containing predominantly, but < 85% cotton by weight	2,769,000	3,379,000	3,896,000
630239	Bedlinen of textile materials	2,418,000	2,495,000	3,591,000
390319	Polystyrene, in primary forms (excluding expansible)	2,746,000	2,193,000	3,453,000
630210	Bedlinen, knitted or crocheted	1,361,000	1,880,000	2,894,000
420310	Articles of apparel, of leather or composition leather	1,693,000	1,890,000	2,203,000
520942	Denim, containing >= 85% cotton by weight and weighing > 200 g/m ²	2,064,000	1,834,000	1,705,000
620322	Men's or boys' ensembles of cotton	218,000	699,000	1,284,000
520821	Plain woven fabrics of cotton	445,000	940,000	1,203,000

PAKISTAN'S TOP 10 IMPORTS FROM GREECE

HS CODE	DESCRIPTION	IMPORT VALUE 2015 (US\$)	IMPORT VALUE 2016 (US\$)	IMPORT VALUE 2017 (US\$)
520100	Cotton, neither carded nor combed	3,102,000	31,000	4,411,000
841583	Air conditioning machines comprising a motor-driven fan	288,000	142,000	1,202,000
720449	Waste and scrap of iron or steel	564,000	845,000	1,179,000
200989	Juice of fruit or vegetables, unfermented	383,000	366,000	1,115,000
720441	Turnings, shavings, chips, milling waste, sawdust, filings, trimmings and stampings of iron	30,000	98,000	850,000
845140	Machines for washing, bleaching or dyeing textile yarns, fabrics or made-up textile	407,000	1,845,000	462,000
843810	Bakery machinery and machinery for the industrial preparation	0	0	284,000
842482	Agricultural or horticultural mechanical appliances	0	0	261,000
340130	Organic surface-active products and preparations for washing the skin	0	2,000	243,000
470790	Recovered "waste and scrap" paper or paperboard, incl. unsorted waste and scrap	78,000	23,000	197,000

TRADE COMPLIMENTARITY



Pakistan's Theoretical Potential for Additional Exports to Greece, 2017

Top 10 Potential Products (HS 06)

HS CODE	DESCRIPTION	ACTUAL EXPORTS IN 2017 (US\$)	POTENTIAL EXPORTS IN 2017 (US\$)
170199	Cane or beet sugar and chemically pure sucrose, in solid form (excluding cane and beet sugar)	0	192,548,000
901890	Instruments and appliances used in medical, surgical or veterinary sciences, n.e.s.	176,000	181,425,000
610910	T-shirts, singlets and other vests of cotton, knitted or crocheted	704,000	153,828,000
620342	Men's or boys trousers, bib and brace overalls, breeches and shorts, of cotton	406,000	99,788,000
020110	Carcases or half-carcases of bovine animals, fresh or chilled	0	89,532,000
740400	Waste and scrap, of copper (excluding ingots or other similar unwrought shapes)	249,000	85,626,000
620462	Women's or girls trousers, bib and brace overalls, breeches and shorts of cotton	27,000	82,813,000
300490	Medicaments consisting of mixed or unmixed products for therapeutic or prophylactic purposes	0	70,786,000
640399	Footwear with outer soles of rubber, plastics or composition leather, with uppers of leather	359,000	68,632,000
070190	Fresh or chilled potatoes (excluding seed)	0	61,770,000

Pakistan's Theoretical Potential for Additional Imports from Greece, 2017

Top 10 Potential Products (HS 06)

HS CODE	DESCRIPTION	ACTUAL IMPORTS IN 2017 (US\$)	POTENTIAL IMPORTS IN 2017 (US\$)
520100	Cotton, neither carded nor combed	4,411,000	389,606,000
300490	Medicaments consisting of mixed or unmixed products for therapeutic or prophylactic purposes,	17,000	368,118,000
847130	Data-processing machines, automatic, portable, weighing <= 10 kg	0	253,462,000
390210	Polypropylene, in primary forms	0	195,462,000
851712	Telephones for cellular networks "mobile telephones" or for other wireless networks	1,000	115,821,000
730890	Structures and parts of structures, of iron or steel, n.e.s. (excluding bridges and bridge-sections	1,000	102,417,000
840999	Parts suitable for use solely or principally with compression-ignition internal combustion	4,000	95,280,000
961900	Sanitary towels (pads) and tampons, napkins and napkin liners for babies, and similar articles	0	83,259,000
854449	Electric conductors, for a voltage <= 1.000 V, insulated, not fitted with connectors, n.e.s.	59,000	78,375,000
860310	Self-propelled railway or tramway coaches, vans and trucks, powered from an external source	0	73,067,000