

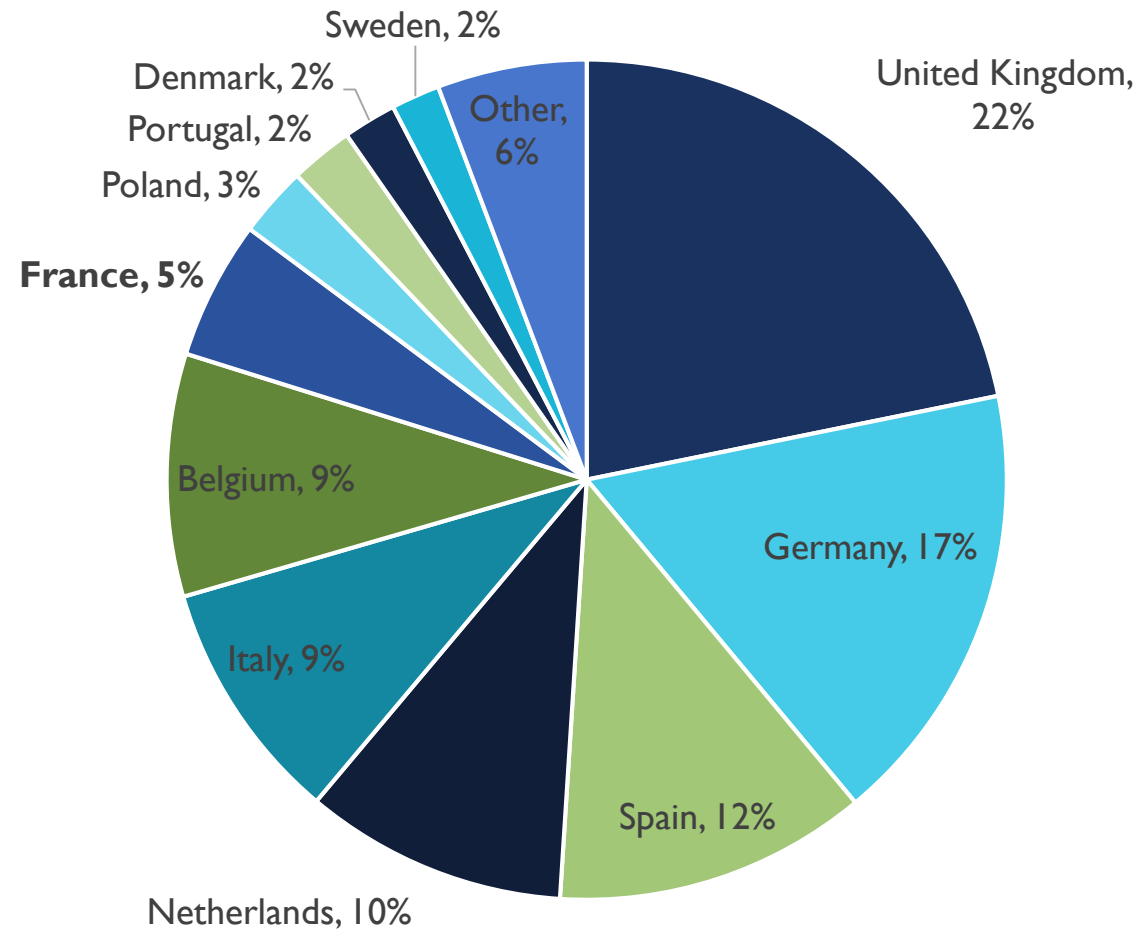


FRANCE – PAKISTAN TRADE



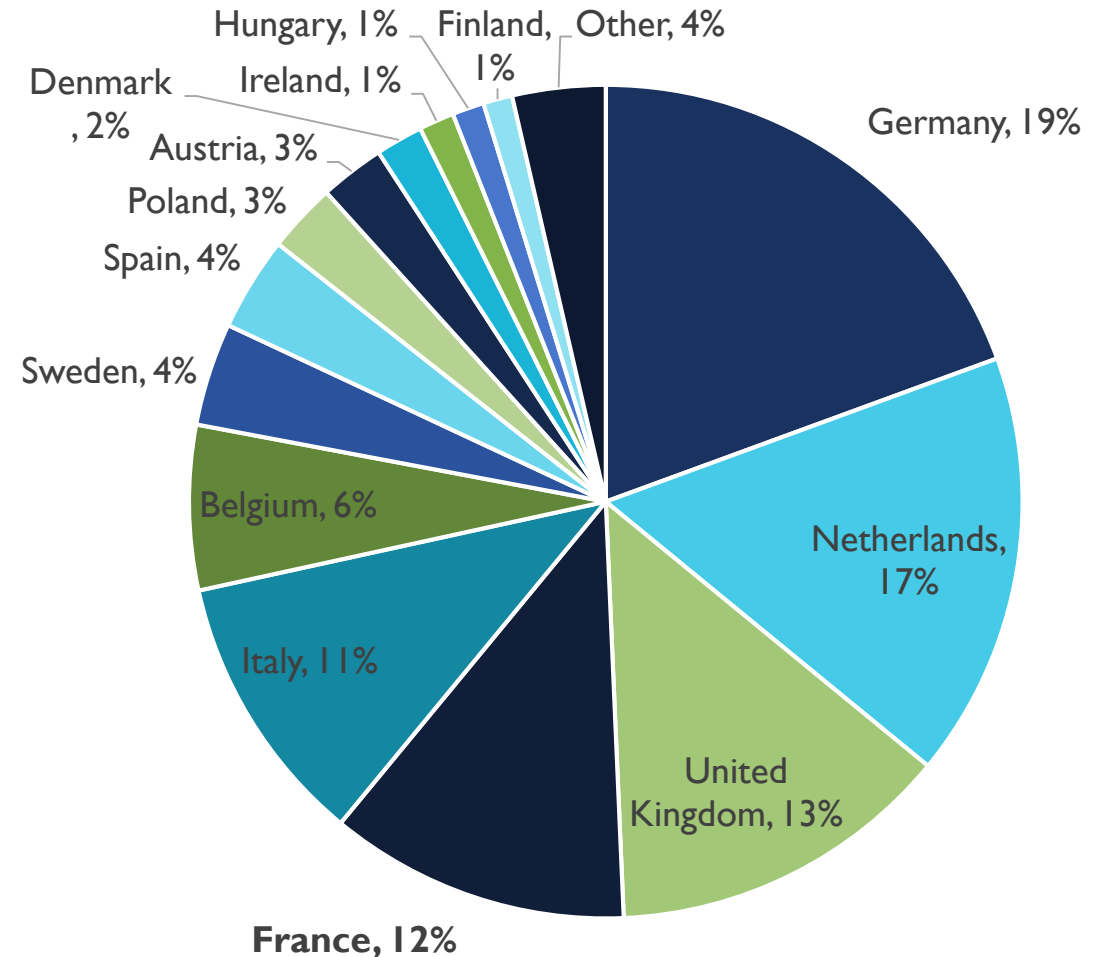
PAKISTAN'S EXPORTS TO THE EU(28), 2017

- EU is Pakistan's largest export market representing 34% of exports.
- France accounted for 5% of total EU exports from Pakistan in 2017.

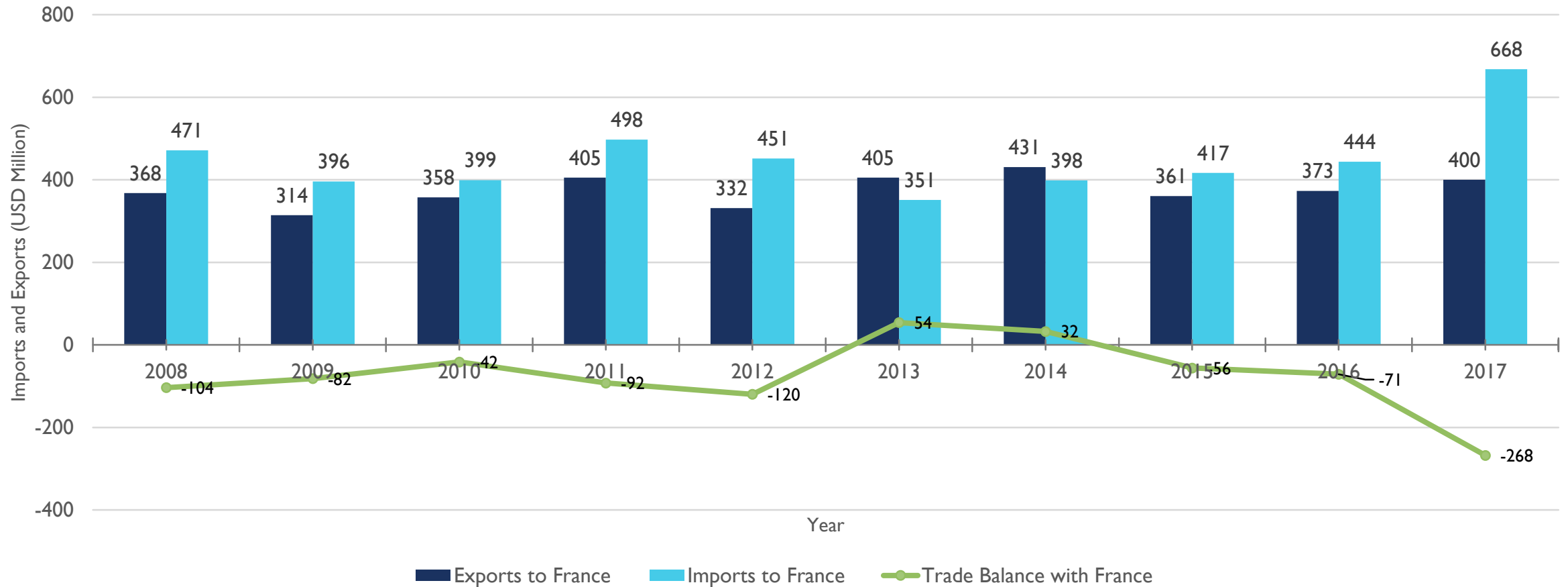


PAKISTAN'S IMPORTS FROM THE EU(28), 2017

- EU is Pakistan's 3rd largest import partner after China and UAE.
- Imports from the EU stood at \$5.72 billion in 2017.
- France accounts for 12% of Pakistan's imports from the EU and 0.012% of total imports from the world.



PAKISTAN FRANCE TRADE TRENDS



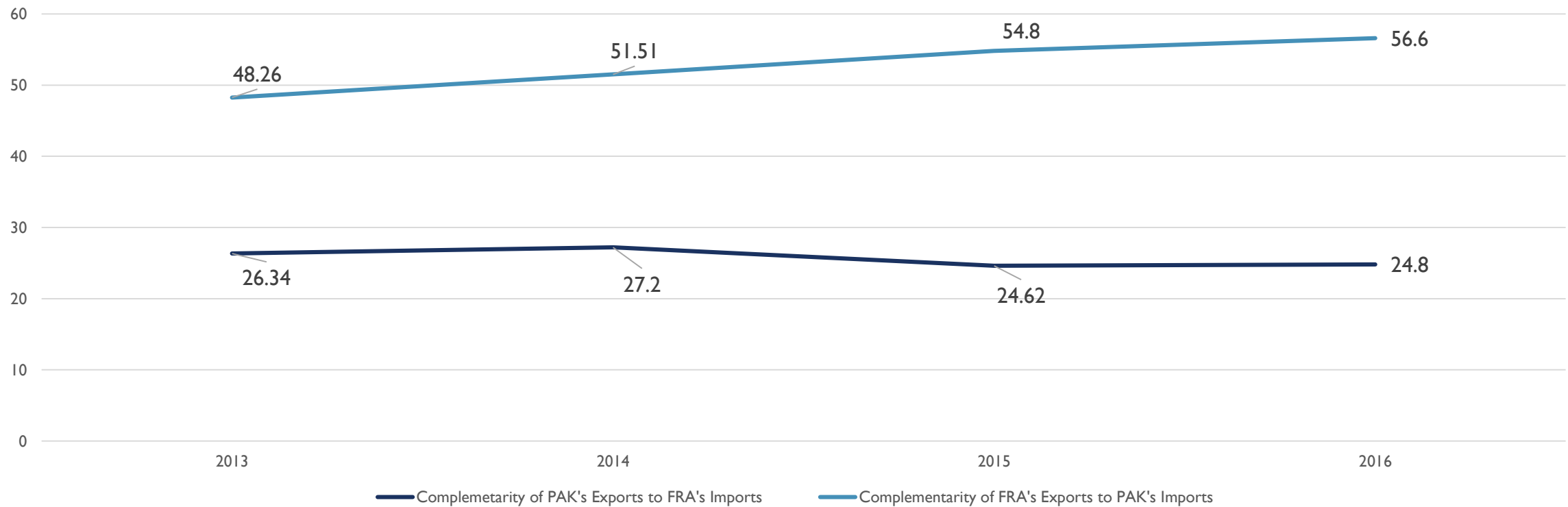
PAKISTAN'S TOP 10 EXPORTS TO FRANCE

HS CODE	DESCRIPTION	EXPORT VALUE 2015 (US\$)	EXPORT VALUE 2016 (US\$)	EXPORT VALUE 2017 (US\$)
630231	Bedlinen of cotton	46,895,000	42,467,000	52,114,000
630210	Bedlinen, knitted or crocheted	28,068,000	26,779,000	32,898,000
620342	Men's or boys' trousers, bib and brace overalls, breeches and shorts, of cotton	31,128,000	25,332,000	25,490,000
620322	Men's or boys' ensembles of cotton	5,123,000	21,322,000	23,992,000
420310	Articles of apparel, of leather or composition leather	25,417,000	22,658,000	21,153,000
630239	Bedlinen of textile materials	18,465,000	15,653,000	17,344,000
610590	Men's or boys' shirts of textile materials, knitted or crocheted	13,984,000	16,307,000	16,447,000
630260	Toilet linen and kitchen linen, of terry towelling or similar terry fabrics of cotton	13,090,000	12,923,000	15,545,000
901890	Instruments and appliances used in medical, surgical or veterinary sciences, n.e.s.	14,218,000	14,332,000	12,193,000
520299	Cotton waste	7,287,000	4,684,000	11,398,000

PAKISTAN'S TOP 10 IMPORTS FROM FRANCE

HS CODE	DESCRIPTION	IMPORT VALUE 2015 (US\$)	IMPORT VALUE 2016 (US\$)	IMPORT VALUE 2017 (US\$)
841182	Gas turbines of a power > 5.000 kW	0	63,755,000	213,803,000
841199	Parts of gas turbines, n.e.s.	10,695,000	5,315,000	48,888,000
840681	Steam and other vapour turbines, of an output > 40 MW	0	0	25,317,000
300220	Vaccines for human medicine	32,417,000	37,753,000	22,456,000
880390	Parts of aircraft and spacecraft, n.e.s.	12,798,000	10,195,000	17,900,000
780110	Unwrought lead, refined	26,390,000	19,283,000	16,634,000
300490	Medicaments consisting of mixed or unmixed products	12,597,000	13,813,000	13,990,000
040410	Whey and modified whey	8,029,000	12,694,000	12,343,000
040210	Milk and cream in solid forms, of a fat content by weight of <= 1,5%	26,392,000	16,529,000	11,751,000
852352	Cards incorporating one or more electronic integrated circuits "smart cards"	1,684,000	9,774,000	11,079,000

TRADE COMPLIMENTARITY



Pakistan's Theoretical Potential for Additional Exports to France, 2017

Top 10 Potential Products (HS 06)

HS CODE	DESCRIPTION	ACTUAL EXPORTS IN 2017 (US\$)	POTENTIAL EXPORTS IN 2017 (US\$)
620342	Men's or boys trousers, bib and brace overalls, breeches and shorts, of cotton	25,490,000	384,933,000
901890	Instruments and appliances used in medical, surgical or veterinary sciences, n.e.s.	12,193,000	348,382,000
100630	Semi-milled or wholly milled rice, whether or not polished or glazed	8,521,000	321,239,000
420310	Articles of apparel, of leather or composition leather	21,153,000	249,443,000
630231	Bedlinen of cotton (excluding printed, knitted or crocheted)	52,114,000	210,226,000
630260	Toilet linen and kitchen linen, of terry towelling or similar terry fabrics of cotton	15,545,000	209,249,000
252329	Portland cement (excluding white, whether or not artificially coloured)	2,857,000	205,324,000
170199	Cane or beet sugar and chemically pure sucrose, in solid form (excluding cane and beet sugar)	0	203,368,000
611595	Full-length or knee-length stockings, socks and other hosiery, incl. footwear without applied	787,000	199,099,000
610910	T-shirts, singlets and other vests of cotton, knitted or crocheted	3,071,000	194,686,000

Pakistan's Theoretical Potential for Additional Imports from France, 2017

Top 10 Potential Products (HS 06)

HS CODE	DESCRIPTION	ACTUAL IMPORTS IN 2017 (US\$)	POTENTIAL IMPORTS IN 2017 (US\$)
720449	Waste and scrap of iron or steel (excluding slag, scale and other waste of the production	5,820,000	860,982,000
851712	Telephones for cellular networks "mobile telephones" or for other wireless networks	3,000	760,261,000
870321	Motor cars and other motor vehicles principally designed for the transport of persons	0	575,188,000
120510	Low erucic acid rape or colza seeds "yielding a fixed oil which has an erucic acid content	0	474,823,000
390210	Polypropylene, in primary forms	72,000	466,021,000
722530	Flat-rolled products of alloy steel other than stainless, of a width of ≥ 600 mm	0	402,236,000
854140	Photosensitive semiconductor devices, incl. photovoltaic cells whether or not assembled	2,000	392,961,000
870322	Motor cars and other motor vehicles principally designed for the transport of persons	0	362,700,000
300490	Medicaments consisting of mixed or unmixed products for therapeutic or prophylactic purposes	13,990,000	354,145,000
720839	Flat-rolled products of iron or non-alloy steel, of a width of ≥ 600 mm, in coils	0	347,492,000