

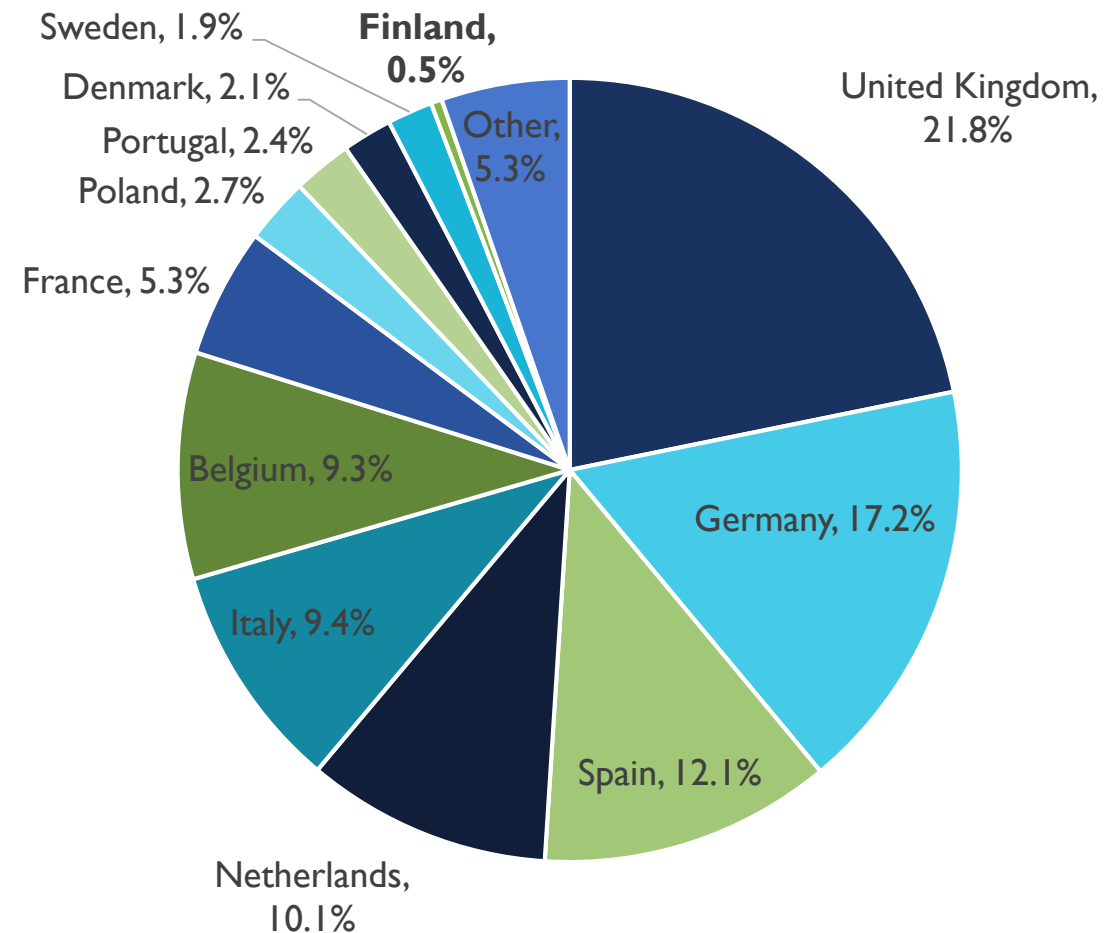


FINLAND - PAKISTAN TRADE



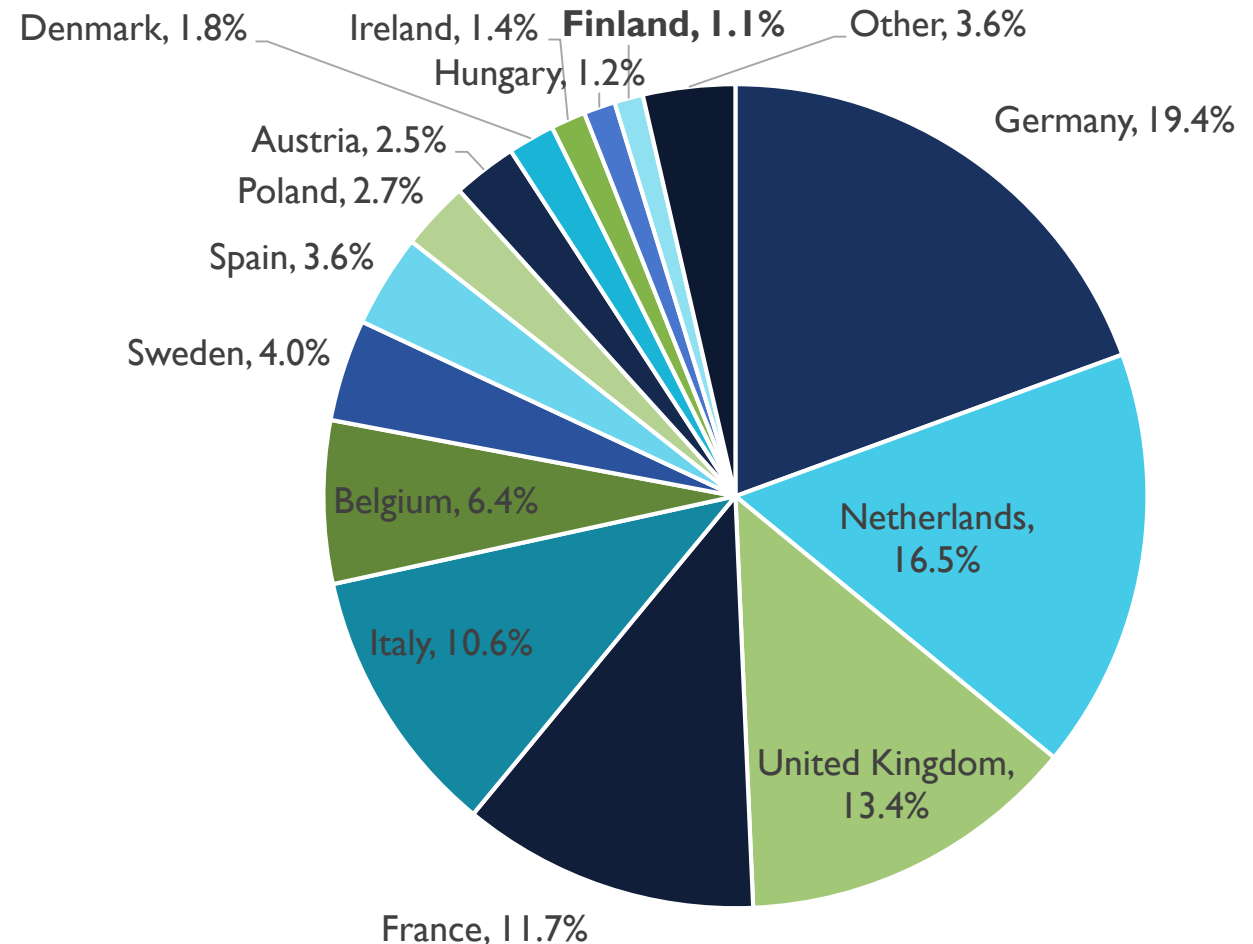
PAKISTAN'S EXPORTS TO THE EU(28), 2017

- EU is Pakistan's largest export market representing 34% of exports.
- Finland accounted for 0.5% of total EU exports from Pakistan in 2017.

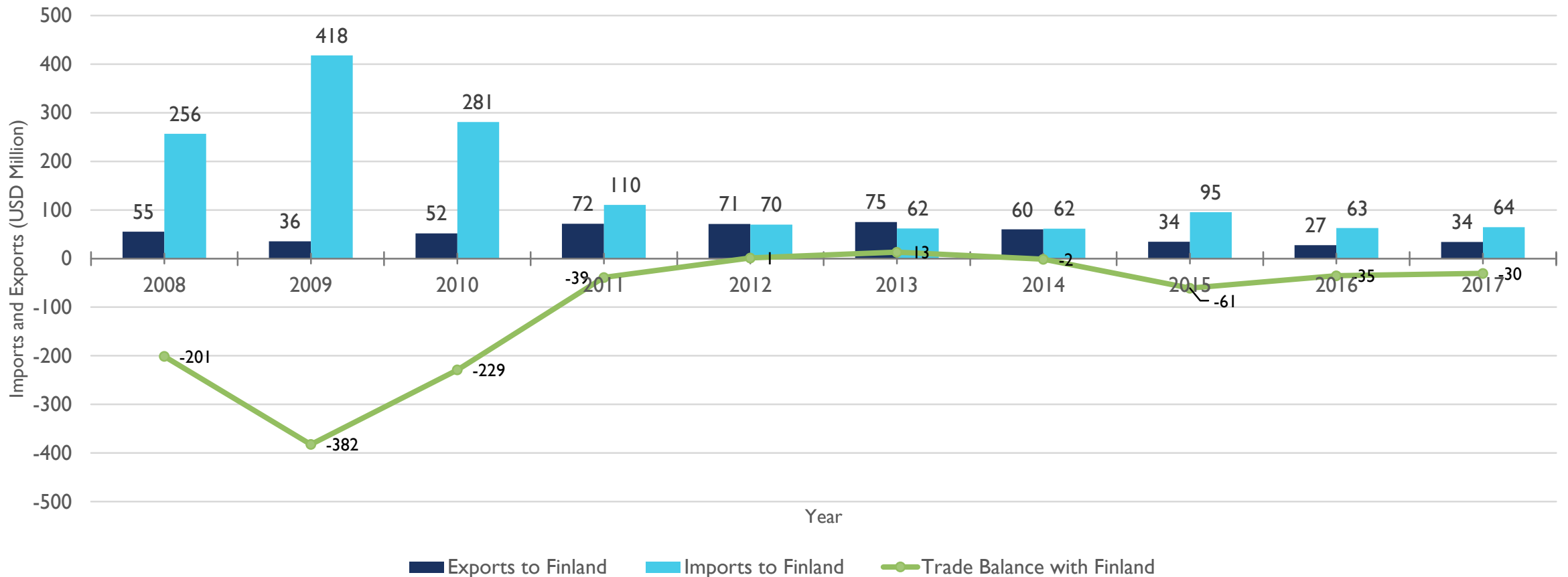


PAKISTAN'S IMPORTS FROM THE EU(28), 2017

- EU is Pakistan's 3rd largest import partner after China and UAE.
- Imports from the EU stood at \$5.72 billion in 2017.
- Finland accounts for 1.1% of Pakistan's imports from the EU and 0.11% of total imports from the world.



PAKISTAN FINLAND TRADE OVERVIEW



PAKISTAN'S TOP 10 EXPORTS TO FINLAND

HS CODE	DESCRIPTION	EXPORT VALUE 2015 (US\$)	EXPORT VALUE 2016 (US\$)	EXPORT VALUE 2017 (US\$)
630231	Bedlinen of cotton	2,187,000	2,236,000	6,185,000
420329	Gloves, mittens and mitts, of leather or composition leather	5,642,000	4,284,000	4,288,000
610349	Men's or boys' trousers, bib and brace overalls, breeches and shorts of textile	1,267,000	1,527,000	1,369,000
620322	Men's or boys' ensembles of cotton	246,000	616,000	1,364,000
610590	Men's or boys' shirts of textile materials, knitted or crocheted	611,000	868,000	1,131,000
821420	Manicure or pedicure sets and instruments, incl. nail files, of base metal	1,726,000	831,000	1,048,000
611610	Gloves, mittens and mitts, impregnated, coated or covered with plastics or rubber	430,000	513,000	887,000
420321	Specially designed gloves for use in sport, of leather or composition leather	1,351,000	656,000	731,000
420310	Articles of apparel, of leather or composition leather	1,035,000	1,185,000	651,000
610339	Men's or boys' jackets and blazers of textile materials	343,000	467,000	635,000

PAKISTAN'S TOP 10 IMPORTS FROM FINLAND

HS CODE	DESCRIPTION	IMPORT VALUE 2015 (US\$)	IMPORT VALUE 2016 (US\$)	IMPORT VALUE 2017 (US\$)
350790	Enzymes and prepared enzymes, n.e.s.	3,122,000	8,633,000	9,252,000
850440	Static converters	2,213,000	3,113,000	4,918,000
840999	Parts suitable for use solely or with compression-ignition internal combustion	2,462,000	2,788,000	4,695,000
847330	Parts and accessories of automatic data-processing machines	26,000	19,000	4,307,000
481092	Multi-ply paper and paperboard, coated on one or both sides with kaolin	50,000	98,000	3,819,000
850239	Generating sets	48,172,000	5,189,000	3,442,000
760200	Waste and scrap, of aluminium	4,388,000	3,071,000	2,913,000
720441	Turnings, shavings, chips, milling waste, sawdust, filings, trimmings and stampings of iron	2,990,000	2,226,000	2,840,000
940290	Operating tables, examination tables, and other medical furniture	727,000	283,000	2,312,000
851762	Machines for the reception, conversion and transmission or regeneration of voice	259,000	317,000	1,774,000

Pakistan's Theoretical Potential for Additional Exports to Finland, 2017

Top 10 Potential Products (HS 06)

HS CODE	DESCRIPTION	ACTUAL EXPORTS IN 2017 (US\$)	POTENTIAL EXPORTS IN 2017 (US\$)
220710	Undenatured ethyl alcohol, of actual alcoholic strength of \geq 80%	0	361,533,000
901890	Instruments and appliances used in medical, surgical or veterinary sciences, n.e.s.	245,000	188,854,000
610910	T-shirts, singlets and other vests of cotton, knitted or crocheted	358,000	80,172,000
620342	Men's or boys trousers, bib and brace overalls, breeches and shorts, of cotton	303,000	75,122,000
300490	Medicaments consisting of mixed or unmixed products for therapeutic or prophylactic purposes	0	70,786,000
170490	Sugar confectionery not containing cocoa, incl. white chocolate (excluding chewing gum)	219,000	61,561,000
940490	Articles of bedding and similar furnishing, fitted with springs or stuffed or internally filled	485,000	60,322,000
640399	Footwear with outer soles of rubber, plastics or composition leather, with uppers of leather	2,000	55,101,000
620462	Women's or girls trousers, bib and brace overalls, breeches and shorts of cotton	283,000	51,919,000
610990	T-shirts, singlets and other vests of textile materials, knitted or crocheted (excluding cotton)	202,000	49,686,000

Pakistan's Theoretical Potential for Additional Imports from Finland, 2017

Top 10 Potential Products (HS 06)

HS CODE	DESCRIPTION	ACTUAL IMPORTS IN 2017 (US\$)	POTENTIAL IMPORTS IN 2017 (US\$)
890800	Vessels and other floating structures for breaking up	0	556,433,000
300490	Medicaments consisting of mixed or unmixed products for therapeutic or prophylactic purposes	265,000	367,870,000
870323	Motor cars and other motor vehicles principally designed for the transport of persons	0	340,747,000
851762	Machines for the reception, conversion and transmission or regeneration of voice, images	1,774,000	283,696,000
390110	Polyethylene with a specific gravity of < 0,94, in primary forms	1,410,000	191,598,000
390210	Polypropylene, in primary forms	0	186,122,000
851712	Telephones for cellular networks "mobile telephones" or for other wireless networks	17,000	151,828,000
870422	Motor vehicles for the transport of goods, with compression-ignition internal combustion piston	0	140,404,000
853710	Boards, cabinets and similar combinations of apparatus for electric control or the distribution	386,000	131,823,000
850440	Static converters	4,918,000	128,983,000