

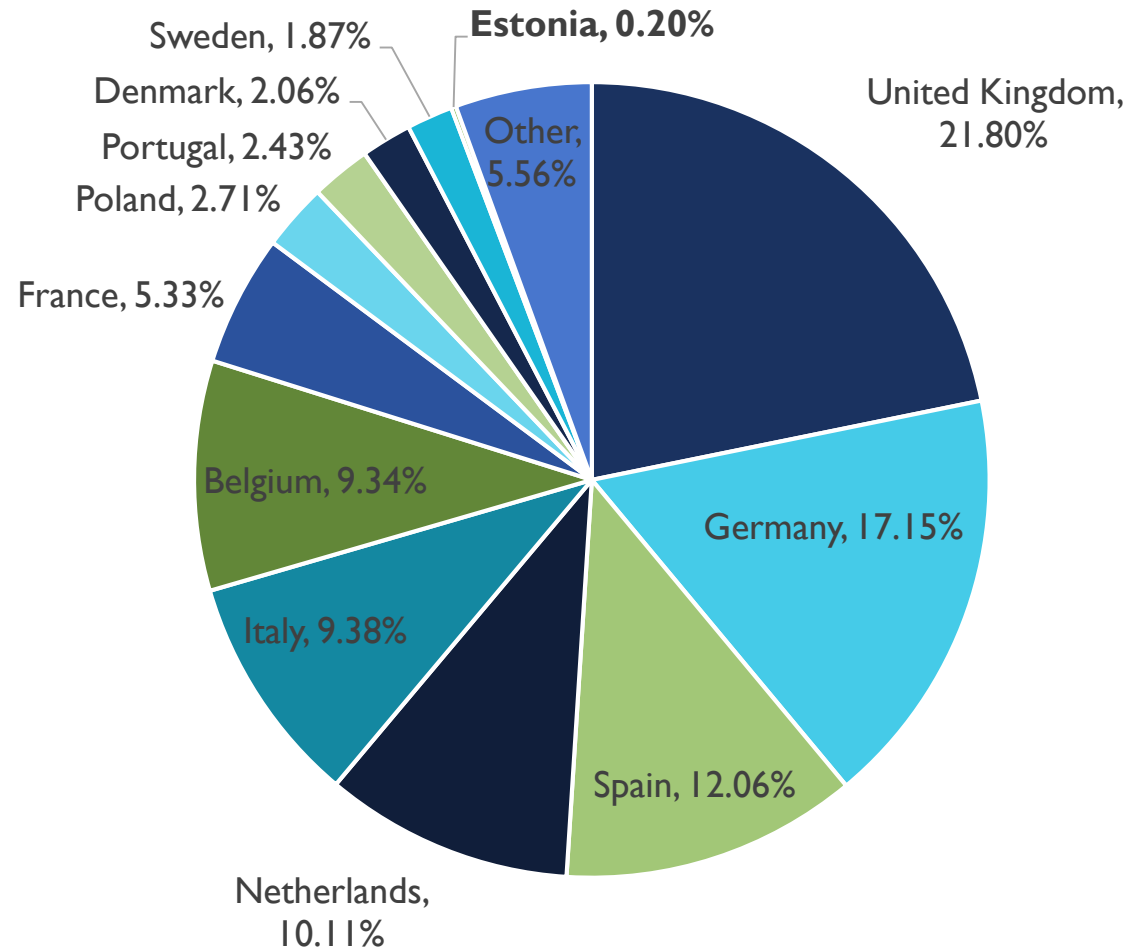


# ESTONIA – PAKISTAN TRADE



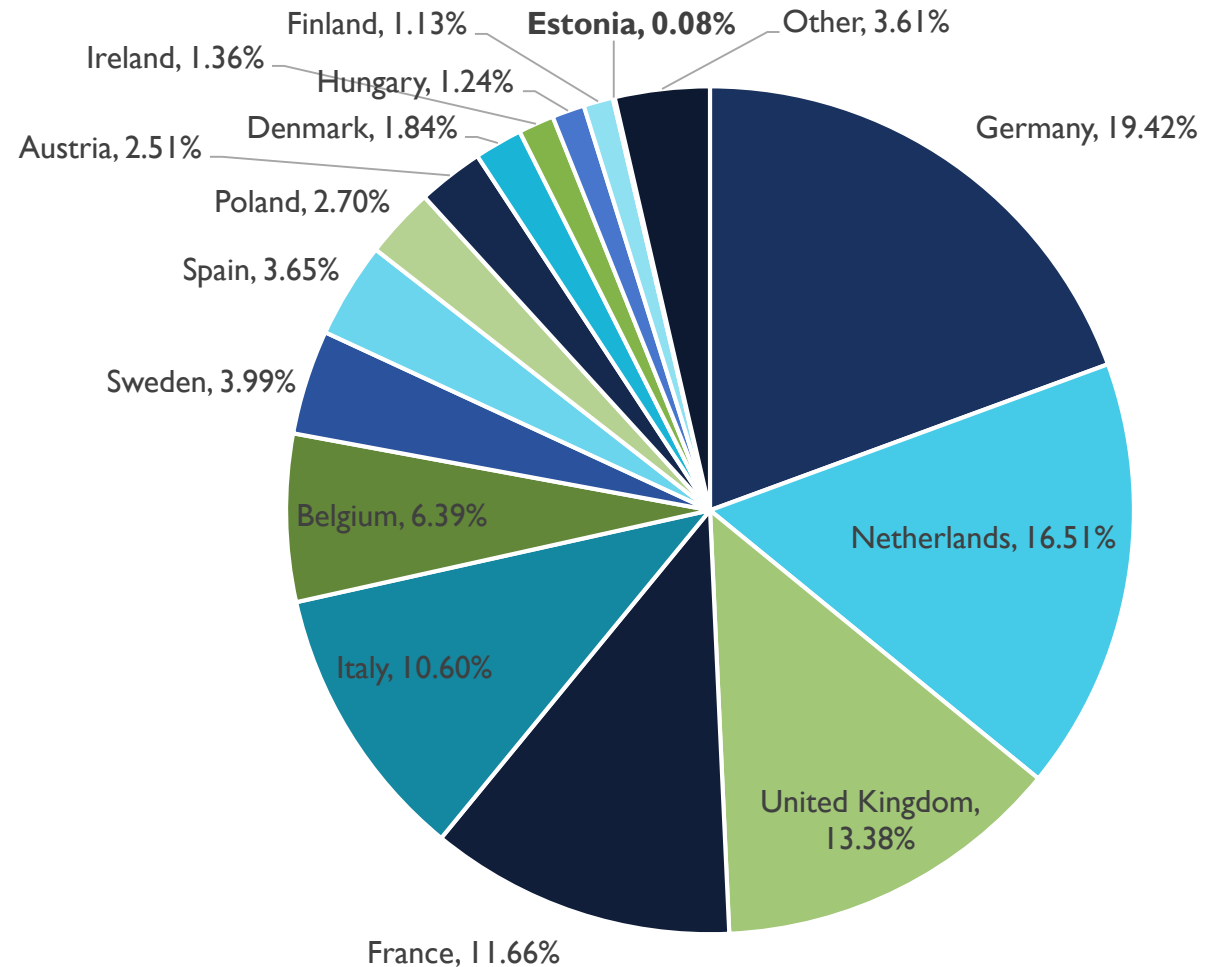
# PAKISTAN'S EXPORTS TO THE EU(28), 2017

- EU is Pakistan's largest export market representing 34% of exports.
- Estonia accounted for 0.20% of total EU exports from Pakistan in 2017.

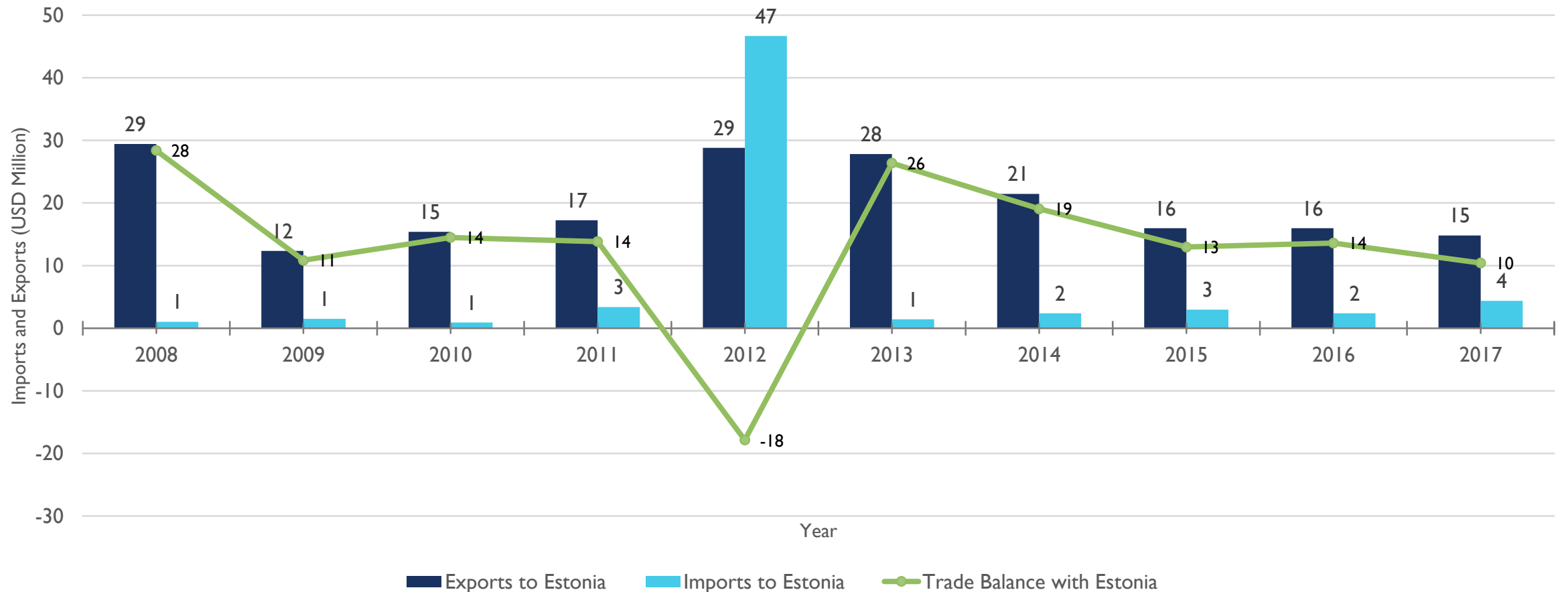


# PAKISTAN'S IMPORTS FROM THE EU(28), 2017

- EU is Pakistan's 3rd largest import partner after China and UAE.
- Imports from the EU stood at \$5.72 billion in 2017.
- Estonia accounts for 0.08% of Pakistan's imports from the EU and 0.008% of total imports from the world.



# PAKISTAN ESTONIA TRADE TRENDS



# PAKISTAN'S TOP 10 EXPORTS TO ESTONIA

HS CODE	DESCRIPTION	EXPORT VALUE 2015 (US\$)	EXPORT VALUE 2016 (US\$)	EXPORT VALUE 2017 (US\$)
420329	Gloves, mittens and mitts, of leather or composition leather	1,264,000	1,810,000	1,746,000
630239	Bedlinen of textile materials	812,000	885,000	1,403,000
630260	Toilet linen and kitchen linen, of terry towelling or similar terry fabrics of cotton	789,000	1,149,000	1,275,000
521021	Plain woven fabrics of cotton	1,362,000	1,591,000	1,017,000
520832	Plain woven fabrics of cotton, containing >= 85% cotton by weight	103,000	409,000	637,000
420321	Specially designed gloves for use in sport, of leather or composition leather	395,000	592,000	570,000
420310	Articles of apparel, of leather or composition leather	68,000	576,000	551,000
901890	Instruments and appliances used in medical, surgical or veterinary sciences, n.e.s.	1,222,000	476,000	459,000
520299	Cotton waste	375,000	841,000	458,000
521222	Woven fabrics of cotton, containing predominantly	592,000	832,000	436,000

# PAKISTAN'S TOP 10 IMPORTS FROM ESTONIA

HS CODE	DESCRIPTION	IMPORT VALUE 2015 (US\$)	IMPORT VALUE 2016 (US\$)	IMPORT VALUE 2017 (US\$)
630900	Worn clothing and clothing accessories, blankets, travelling rugs and household linen	608,000	675,000	1,034,000
071310	Dried, shelled peas "Pisum sativum"	0	102,000	968,000
470100	Mechanical wood pulp, not chemically treated	316,000	571,000	655,000
720449	Waste and scrap of iron or steel	284,000	186,000	549,000
850440	Static converters	7,000	34,000	223,000
441011	Particle board of wood	71,000	253,000	200,000
720441	Turnings, shavings, chips, milling waste, sawdust, filings, trimmings and stampings of iron	873,000	0	148,000
291631	Benzoic acid, its salts and esters	54,000	127,000	136,000
440799	Wood, sawn or chipped lengthwise, sliced or peeled	0	0	83,000
760200	Waste and scrap, of aluminium	187,000	68,000	78,000

# Pakistan's Theoretical Potential for Additional Exports to Estonia, 2017

## Top 10 Potential Products (HS 06)

HS CODE	DESCRIPTION	ACTUAL EXPORTS IN 2017 (US\$)	POTENTIAL EXPORTS IN 2017 (US\$)
300490	Medicaments consisting of mixed or unmixed products for therapeutic or prophylactic purposes	0	70,786,000
901890	Instruments and appliances used in medical, surgical or veterinary sciences, n.e.s.	459,000	43,700,000
721049	Flat-rolled products of iron or non-alloy steel, of a width of >= 600 mm, hot-rolled or cold-rolled	0	31,179,000
851712	Telephones for cellular networks "mobile telephones" or for other wireless networks	0	30,749,000
640399	Footwear with outer soles of rubber, plastics or composition leather, with uppers of leather ...	0	28,577,000
170490	Sugar confectionery not containing cocoa, incl. white chocolate (excluding chewing gum)	0	22,975,000
252610	Natural steatite, whether or not roughly trimmed or merely cut	0	21,685,000
610910	T-shirts, singlets and other vests of cotton, knitted or crocheted	5,000	21,393,000
620342	Men's or boys trousers, bib and brace overalls, breeches and shorts, of cotton	67,000	19,181,000
210690	Food preparations, n.e.s.	1,000	18,521,000

# Pakistan's Theoretical Potential for Additional Imports from Estonia, 2017

## Top 10 Potential Products (HS 06)

HS CODE	DESCRIPTION	ACTUAL IMPORTS IN 2017 (US\$)	POTENTIAL IMPORTS IN 2017 (US\$)
841182	Gas turbines of a power > 5.000 kW (excluding turbojets and turbopropellers)	0	299,235,000
851762	Machines for the reception, conversion and transmission or regeneration of voice, images	0	285,470,000
290243	P-Xylene	0	271,768,000
720449	Waste and scrap of iron or steel (excluding slag, scale and other waste of the production	549,000	142,672,000
850440	Static converters	223,000	133,678,000
853710	Boards, cabinets and similar combinations of apparatus for electric control or the distribution	6,000	132,203,000
540331	Yarn of viscose rayon filament, incl. monofilament of < 67 decitex, single	0	120,624,000
840681	Steam and other vapour turbines, of an output > 40 MW (excluding those for marine propulsion)	0	118,697,000
851712	Telephones for cellular networks "mobile telephones" or for other wireless networks	0	117,194,000
080280	Fresh or dried areca nuts, whether or not shelled or peeled	0	113,858,000