

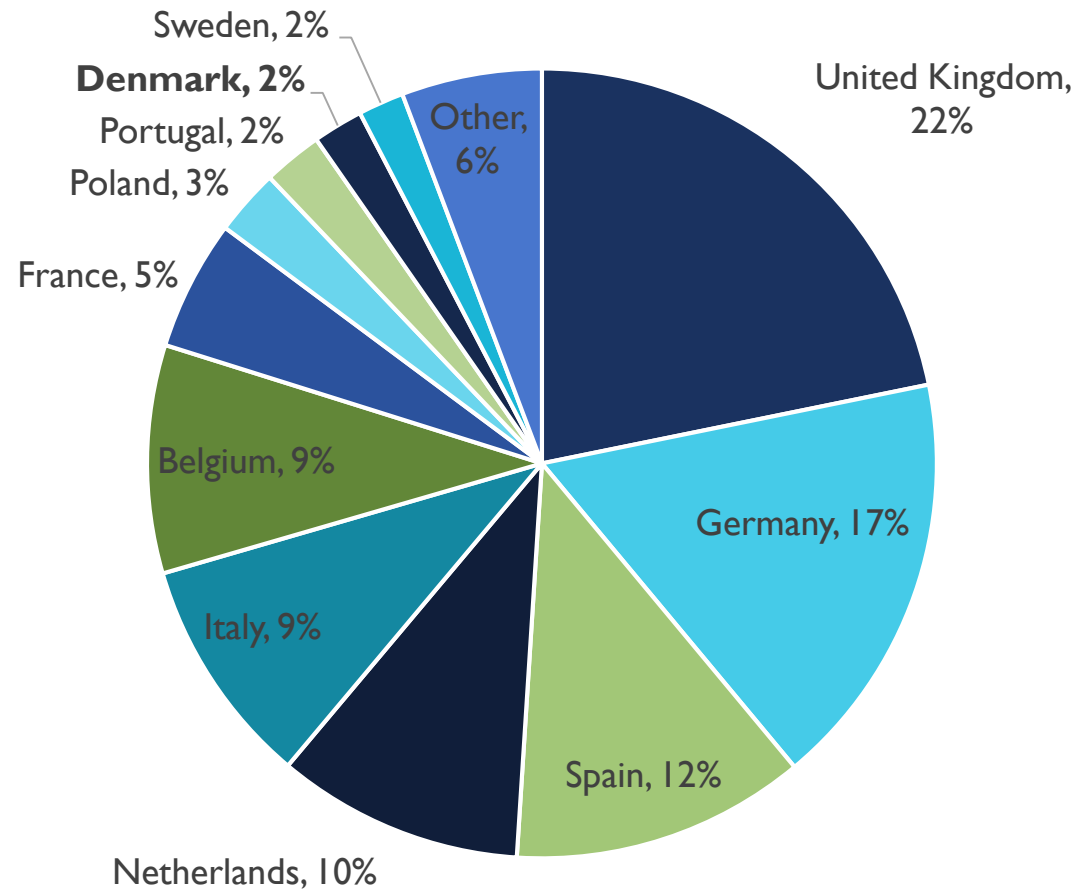


DENMARK – PAKISTAN TRADE



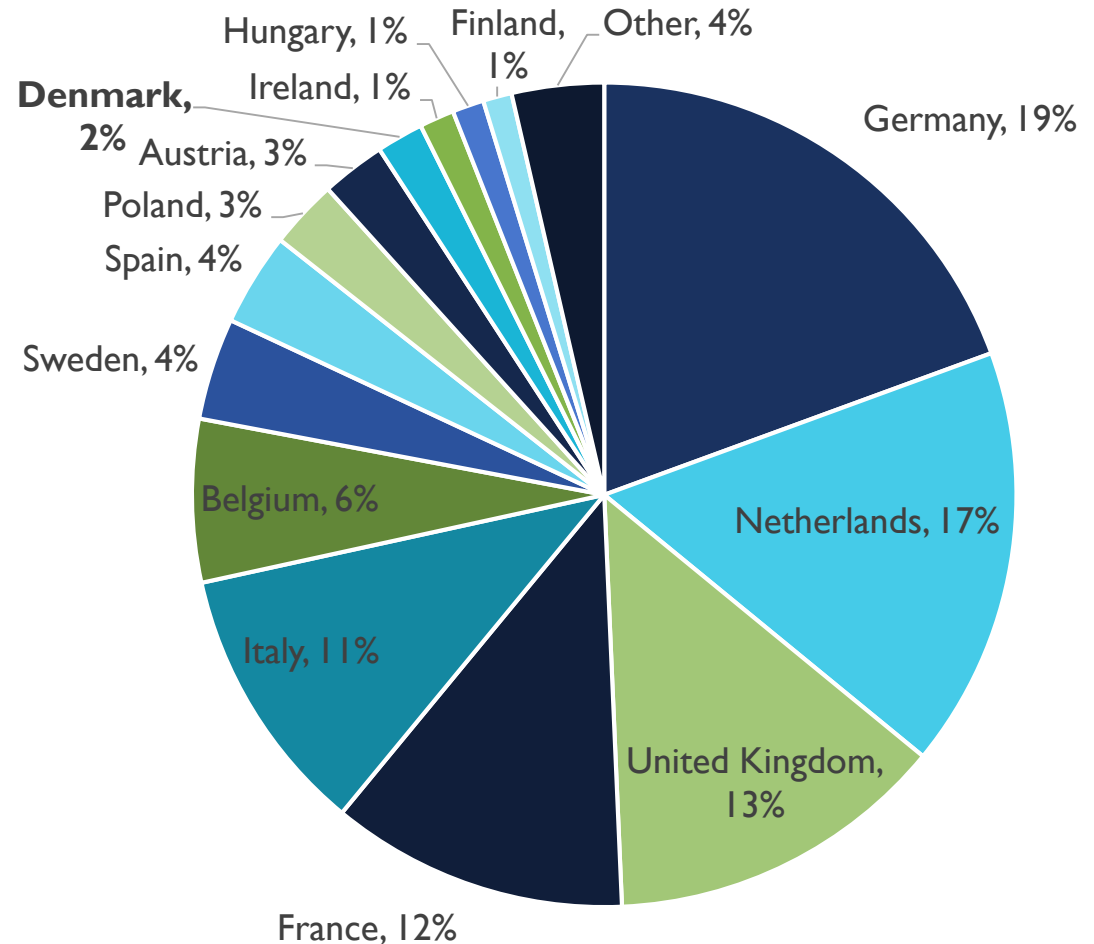
PAKISTAN'S EXPORTS TO THE EU(28), 2017

- EU is Pakistan's largest export market representing 34% of exports.
- Denmark accounted for 2% of total EU exports from Pakistan in 2017.

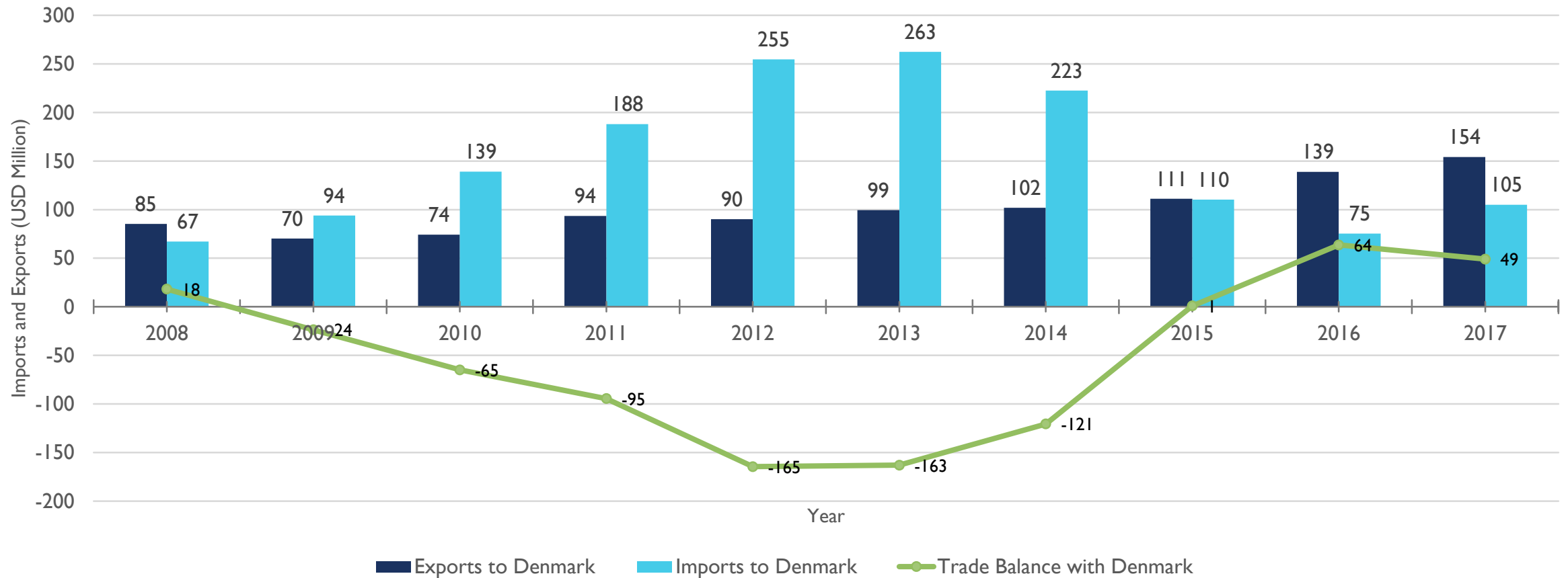


PAKISTAN'S IMPORTS FROM THE EU(28), 2017

- EU is Pakistan's 3rd largest import partner after China and UAE.
- Imports from the EU stood at \$5.72 billion in 2017.
- Denmark accounts for 2% of Pakistan's imports from the EU and 0.18% of total imports from the world.



PAKISTAN DENMARK TRADE TRENDS



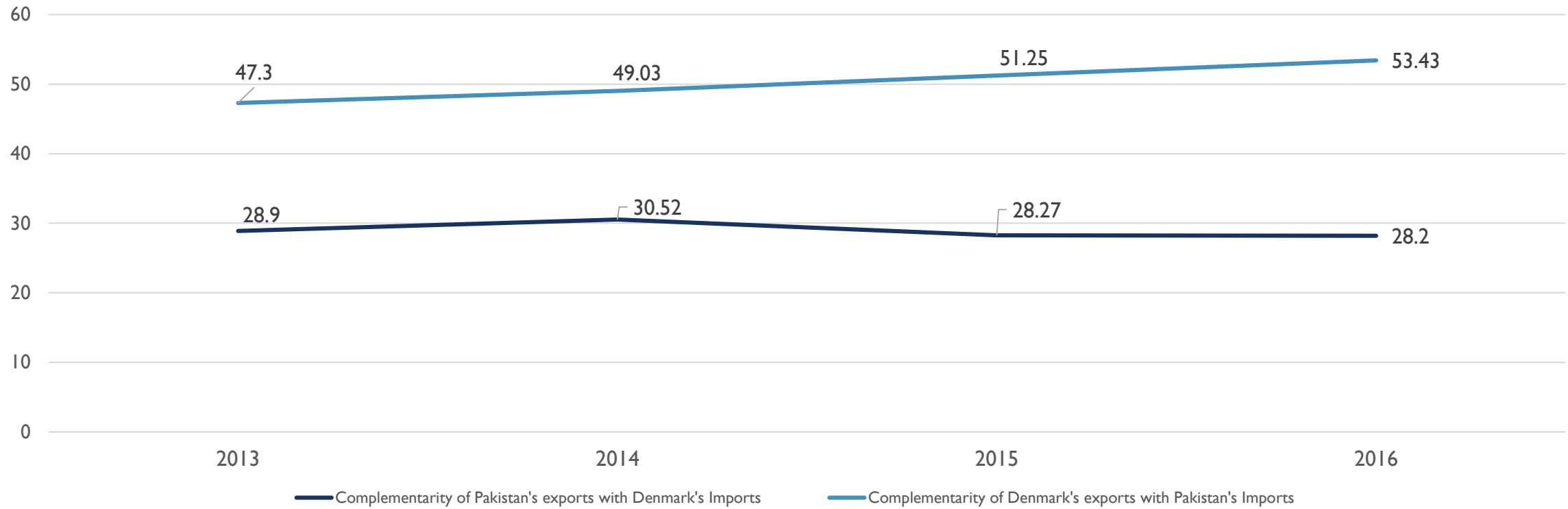
PAKISTAN'S TOP 10 EXPORTS TO DENMARK

HS CODE	DESCRIPTION	EXPORT VALUE 2015 (US\$)	EXPORT VALUE 2016 (US\$)	EXPORT VALUE 2017 (US\$)
620322	Men's or boys' ensembles of cotton	1,933,000	15,058,000	29,329,000
630239	Bedlinen of textile materials	3,732,000	4,536,000	16,631,000
630231	Bedlinen of cotton	11,493,000	11,769,000	10,468,000
630210	Bedlinen, knitted or crocheted	15,375,000	18,377,000	9,649,000
950662	Inflatable balls	7,246,000	7,013,000	7,635,000
620462	Women's or girls' trousers, bib and brace overalls, breeches and shorts of cotton	4,905,000	6,991,000	7,395,000
620342	Men's or boys' trousers, bib and brace overalls, breeches and shorts, of cotton	6,384,000	7,777,000	7,186,000
630260	Toilet linen and kitchen linen, of terry towelling or similar terry fabrics of cotton	5,655,000	6,164,000	4,996,000
420310	Articles of apparel, of leather or composition leather	6,694,000	5,902,000	4,217,000
611090	Jerseys, pullovers, cardigans, waistcoats and similar articles, of textile materials, knitted	984,000	2,016,000	3,118,000

PAKISTAN'S TOP 10 IMPORTS FROM DENMARK

HS CODE	DESCRIPTION	IMPORT VALUE 2015 (US\$)	IMPORT VALUE 2016 (US\$)	IMPORT VALUE 2017 (US\$)
300220	Vaccines for human medicine	41,073,000	6,084,000	29,127,000
300490	Medicaments consisting of mixed or unmixed products	8,024,000	9,018,000	9,878,000
300431	Medicaments containing insulin	3,153,000	5,434,000	5,113,000
110813	Potato starch	2,976,000	3,391,000	4,101,000
901819	Electro-diagnostic apparatus	544,000	374,000	3,448,000
382499	Chemical products and preparations of the chemical	0	0	3,293,000
350790	Enzymes and prepared enzymes	2,645,000	3,100,000	2,586,000
130239	Mucilages and thickeners derived from vegetable products	2,483,000	2,225,000	2,382,000
847490	Parts of machinery for working mineral substances	1,069,000	1,258,000	2,291,000
294190	Antibiotics; excluding penicillins and their derivatives with a penicillanic acid structure	961,000	1,271,000	1,873,000

TRADE COMPLIMENTARITY



Pakistan's Theoretical Potential for Additional Exports to Denmark, 2017

Top 10 Potential Products (HS 06)

HS CODE	DESCRIPTION	ACTUAL EXPORTS IN 2017 (US\$)	POTENTIAL EXPORTS IN 2017 (US\$)
620342	Men's or boys trousers, bib and brace overalls, breeches and shorts, of cotton	7,186,000	333,864,000
901890	Instruments and appliances used in medical, surgical or veterinary sciences, n.e.s.	2,316,000	261,236,000
610910	T-shirts, singlets and other vests of cotton, knitted or crocheted	1,734,000	196,023,000
620462	Women's or girls trousers, bib and brace overalls, breeches and shorts of cotton	7,395,000	189,680,000
610990	T-shirts, singlets and other vests of textile materials, knitted or crocheted (excluding cotton)	398,000	106,018,000
220710	Undenatured ethyl alcohol, of actual alcoholic strength of $\geq 80\%$	0	91,041,000
940490	Articles of bedding and similar furnishing, fitted with springs or stuffed or internally filled	337,000	79,214,000
300490	Medicaments consisting of mixed or unmixed products for therapeutic or prophylactic purposes	0	70,786,000
640399	Footwear with outer soles of rubber, plastics or composition leather, with uppers of leather.	9,000	68,982,000
170490	Sugar confectionery not containing cocoa, incl. white chocolate (excluding chewing gum)	1,000	61,779,000

Pakistan's Theoretical Potential for Additional Imports from Denmark, 2017

Top 10 Potential Products (HS 06)

HS CODE	DESCRIPTION	ACTUAL IMPORTS IN 2017 (US\$)	POTENTIAL IMPORTS IN 2017 (US\$)
720449	Waste and scrap of iron or steel (excluding slag, scale and other waste of the production)	684,000	418,928,000
300490	Medicaments consisting of mixed or unmixed products for therapeutic or prophylactic purposes	9,878,000	358,257,000
870323	Motor cars and other motor vehicles principally designed for the transport of persons	0	340,747,000
850231	Generating sets, wind-powered	0	322,439,000
851762	Machines for the reception, conversion and transmission or regeneration of voice, images	40,000	285,430,000
847130	Data-processing machines, automatic, portable, weighing <= 10 kg	763,000	252,699,000
870322	Motor cars and other motor vehicles principally designed for the transport of persons	0	184,544,000
851712	Telephones for cellular networks "mobile telephones" or for other wireless networks	1,000	174,107,000
382499	Chemical products and preparations of the chemical or allied industries	3,293,000	158,511,000
850440	Static converters	659,000	133,242,000