

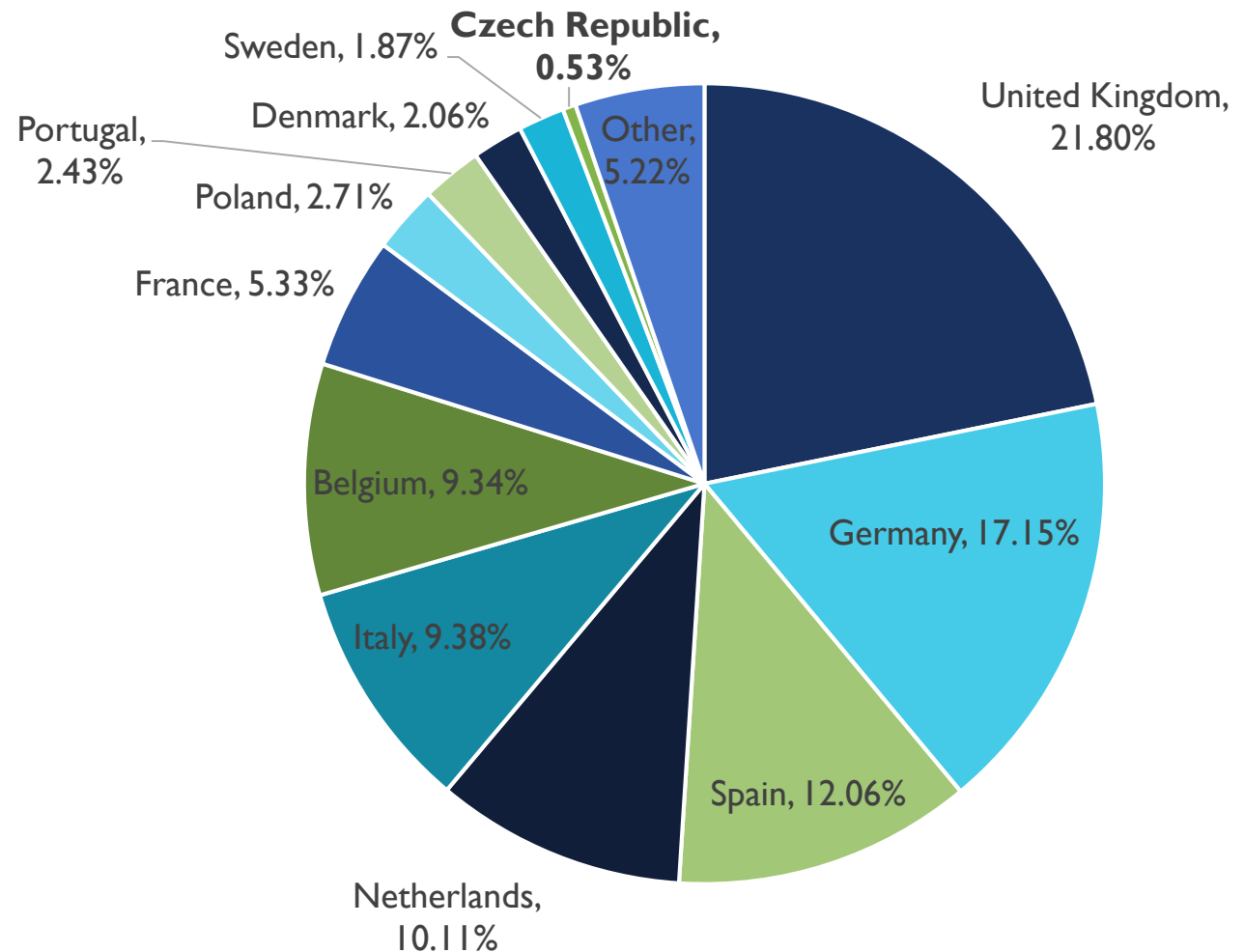


CZECH REPUBLIC – PAKISTAN TRADE



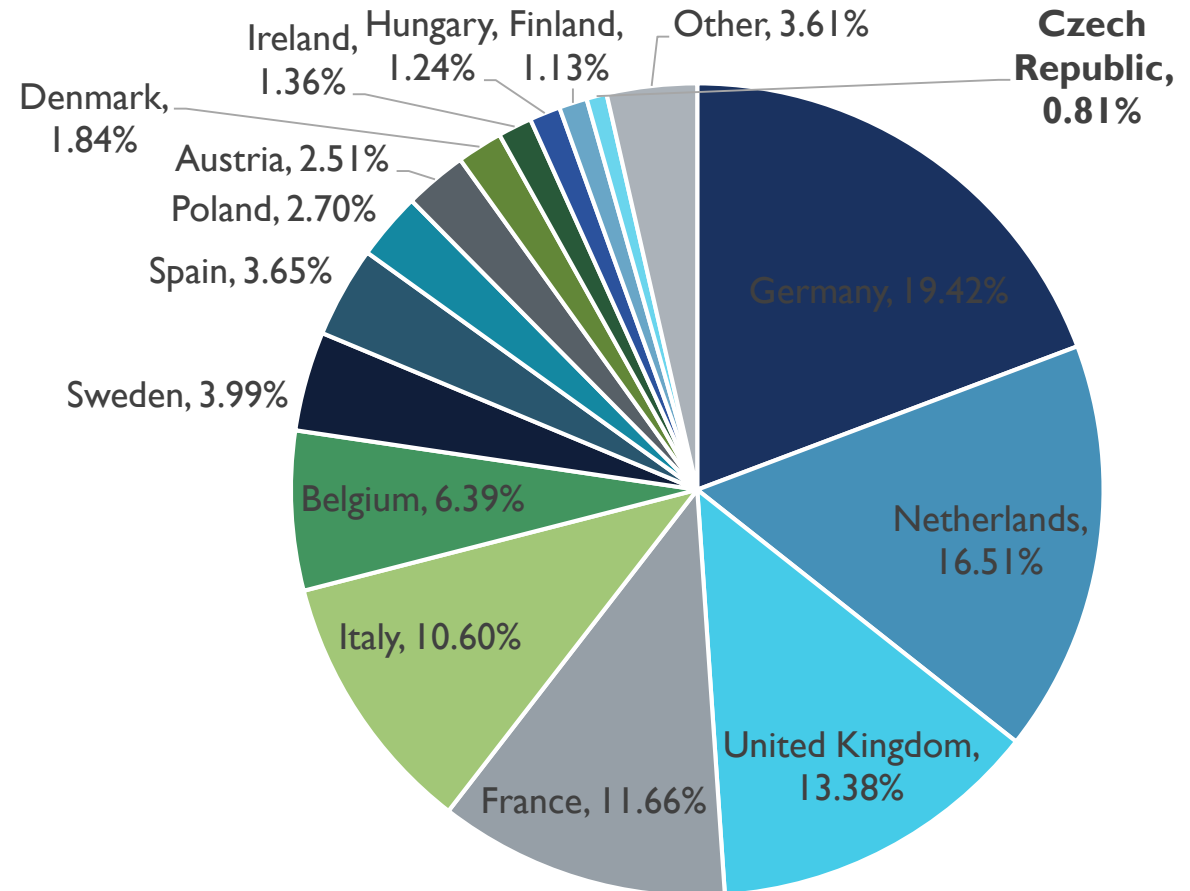
PAKISTAN'S EXPORTS TO THE EU(28), 2017

- EU is Pakistan's largest export market representing 34% of exports.
- Czech Republic accounted for 0.53% of total EU exports from Pakistan in 2017.

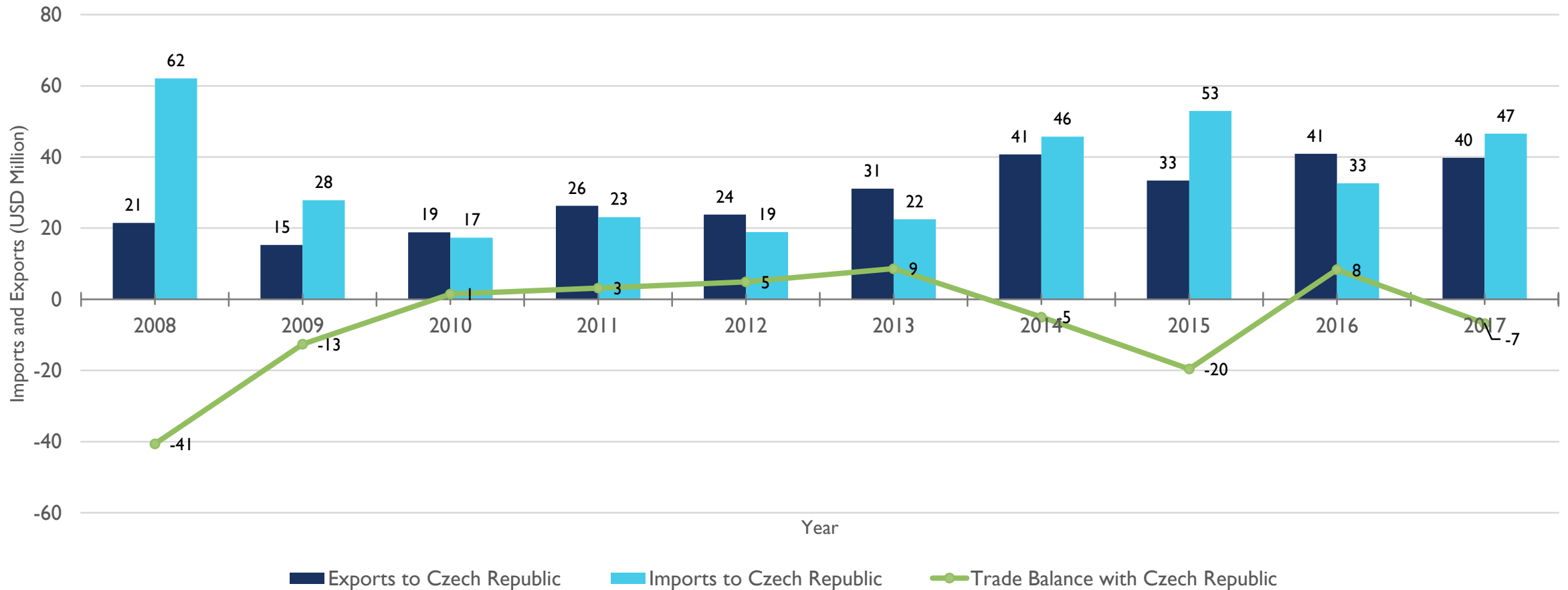


PAKISTAN'S IMPORTS FROM THE EU(28), 2017

- EU is Pakistan's 3rd largest import partner after China and UAE.
- Imports from the EU stood at \$5.72 billion in 2017.
- Czech Republic accounts for 0.81% of Pakistan's imports from the EU and 0.08% of total imports from the world.



PAKISTAN CZECH REPUBLIC TRADE TRENDS



PAKISTAN'S TOP 10 EXPORTS TO CZECH REPUBLIC

HS CODE	DESCRIPTION	EXPORT VALUE 2015 (US\$)	EXPORT VALUE 2016 (US\$)	EXPORT VALUE 2017 (US\$)
620342	Men's or boys' trousers, bib and brace overalls, breeches and shorts, of cotton	6,619,000	8,962,000	5,360,000
620322	Men's or boys' ensembles of cotton	1,660,000	2,318,000	4,544,000
630210	Bedlinen, knitted or crocheted	2,146,000	2,684,000	2,644,000
420329	Gloves, mittens and mitts, of leather or composition leather	1,946,000	2,371,000	2,505,000
610910	T-shirts, singlets and other vests of cotton, knitted or crocheted	95,000	440,000	1,957,000
630231	Bedlinen of cotton	2,252,000	1,775,000	1,588,000
901890	Instruments and appliances used in medical, surgical or veterinary sciences, n.e.s.	1,925,000	1,401,000	1,414,000
420321	Specially designed gloves for use in sport, of leather or composition leather	1,001,000	1,130,000	1,234,000
420310	Articles of apparel, of leather or composition leather	1,117,000	829,000	1,218,000
611610	Gloves, mittens and mitts, impregnated, coated or covered with plastics or rubber,	698,000	778,000	1,109,000

PAKISTAN'S TOP 10 IMPORTS FROM CZECH REPUBLIC

HS CODE	DESCRIPTION	IMPORT VALUE 2015 (US\$)	IMPORT VALUE 2016 (US\$)	IMPORT VALUE 2017 (US\$)
480421	Unbleached sack kraft paper, uncoated, in rolls	4,049,000	6,564,000	6,790,000
844513	Drawing or roving machines	0	457,000	4,156,000
901420	Instruments and appliances for aeronautical or space navigation	0	0	2,469,000
844511	Carding machines for preparing textile fibres	0	0	1,773,000
844833	Spindles, spindle flyers, spinning rings and ring travellers for machines	1,468,000	561,000	1,186,000
901839	Needles, catheters, cannulae and the like, used in medical, surgical, dental or veterinary	344,000	538,000	1,146,000
040410	Whey and modified whey,	3,053,000	2,287,000	1,107,000
844512	Combing machines for preparing textile fibres	0	0	1,092,000
847150	Processing units for automatic data-processing machines,	282,000	615,000	1,074,000
270400	Coke and semi-coke of coal, of lignite or of peat	0	0	988,000

Pakistan's Theoretical Potential for Additional Exports to Czech Republic, 2017

Top 10 Potential Products (HS 06)

HS CODE	DESCRIPTION	ACTUAL EXPORTS IN 2017 (US\$)	POTENTIAL EXPORTS IN 2017 (US\$)
620342	Men's or boys trousers, bib and brace overalls, breeches and shorts, of cotton	5,360,000	267,191,000
901890	Instruments and appliances used in medical, surgical or veterinary sciences, n.e.s.	1,414,000	255,741,000
610910	T-shirts, singlets and other vests of cotton, knitted or crocheted	1,957,000	195,800,000
620462	Women's or girls trousers, bib and brace overalls, breeches and shorts of cotton	73,000	155,761,000
390761	Polyethylene terephthalate", in primary forms, having a viscosity number of ≥ 78 ml/g	0	123,083,000
610990	T-shirts, singlets and other vests of textile materials, knitted or crocheted (excluding cotton)	248,000	106,168,000
300490	Medicaments consisting of mixed or unmixed products for therapeutic or prophylactic purposes	0	70,786,000
640399	Footwear with outer soles of rubber, plastics or composition leather, with uppers of leather	0	68,991,000
170490	Sugar confectionery not containing cocoa, incl. white chocolate (excluding chewing gum)	0	61,780,000
940490	Articles of bedding and similar furnishing, fitted with springs or stuffed or internally filled	53,000	56,671,000

Pakistan's Theoretical Potential for Additional Imports from Czech Republic, 2017

Top 10 Potential Products (HS 06)

HS CODE	DESCRIPTION	ACTUAL IMPORTS IN 2017 (US\$)	POTENTIAL IMPORTS IN 2017 (US\$)
851712	Telephones for cellular networks "mobile telephones" or for other wireless networks	0	760,264,000
870321	Motor cars and other motor vehicles principally designed for the transport of persons	0	575,188,000
720449	Waste and scrap of iron or steel (excluding slag, scale and other waste of the production	287,000	482,649,000
300490	Medicaments consisting of mixed or unmixed products for therapeutic or prophylactic purposes	0	368,135,000
870322	Motor cars and other motor vehicles principally designed for the transport of persons	0	362,700,000
870323	Motor cars and other motor vehicles principally designed for the transport of persons	0	340,747,000
390120	Polyethylene with a specific gravity of $\geq 0,94$, in primary forms	0	316,677,000
390210	Polypropylene, in primary forms	0	307,632,000
851762	Machines for the reception, conversion and transmission or regeneration of voice, images	673,000	284,797,000
401120	New pneumatic tyres, of rubber, of a kind used for buses and lorries	180,000	253,487,000