

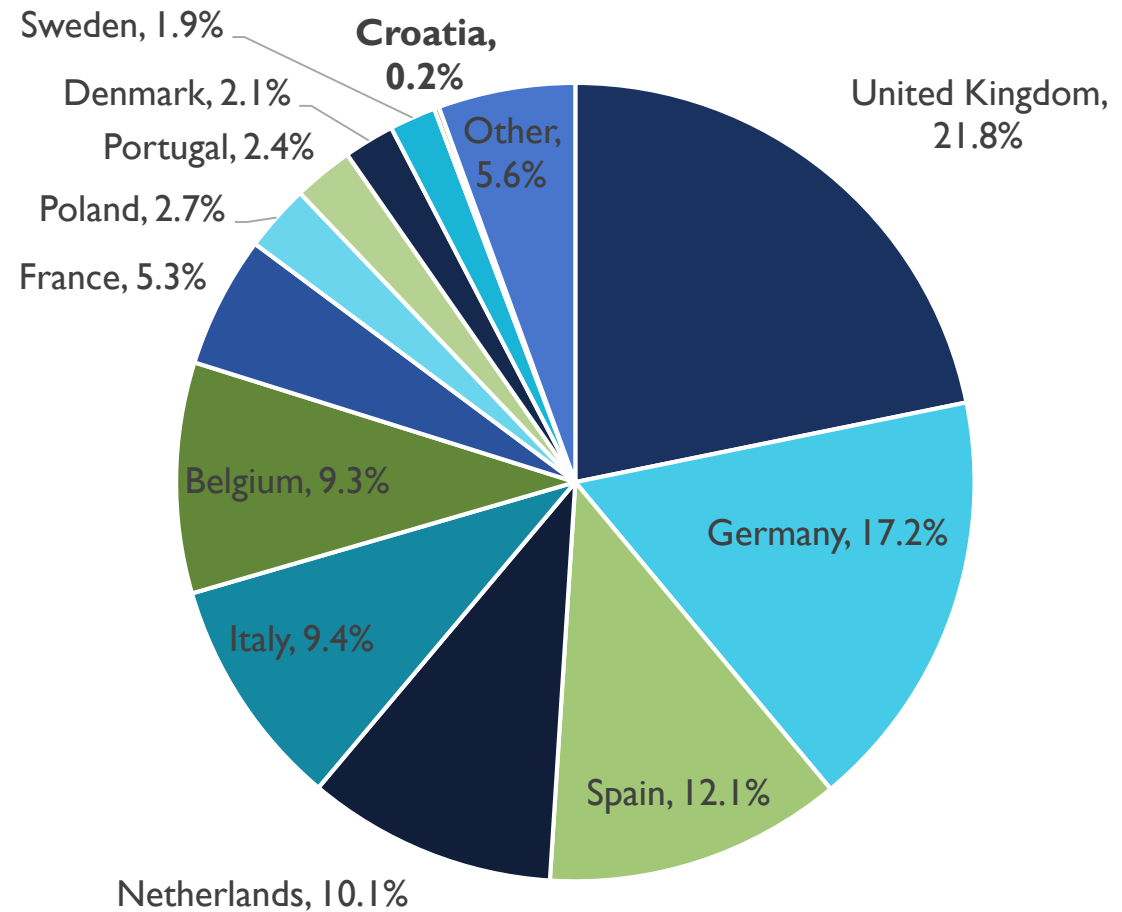


CROATIA – PAKISTAN TRADE



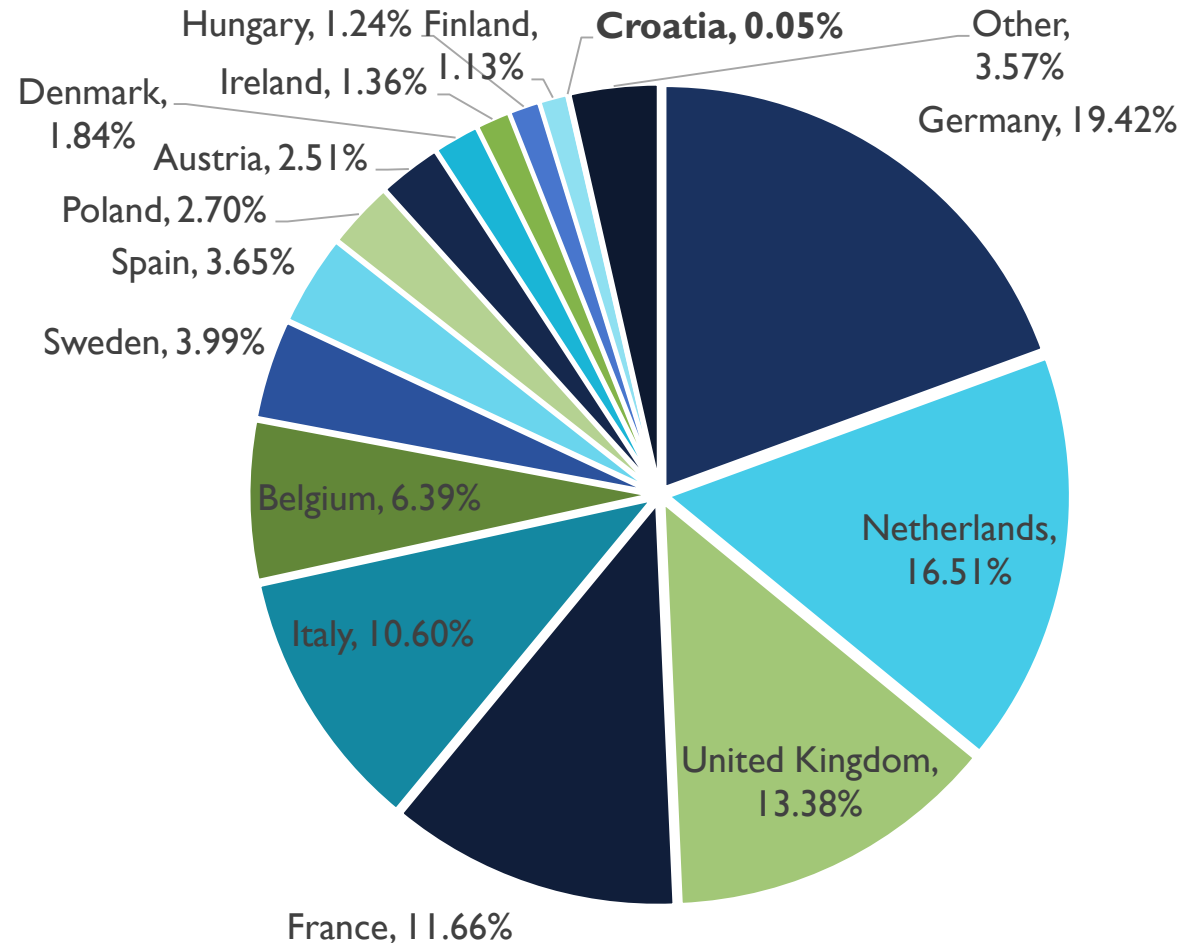
PAKISTAN'S EXPORTS TO THE EU(28), 2017

- EU is Pakistan's largest export market representing 34% of exports.
- Croatia accounted for 0.2% of total EU exports from Pakistan in 2017.

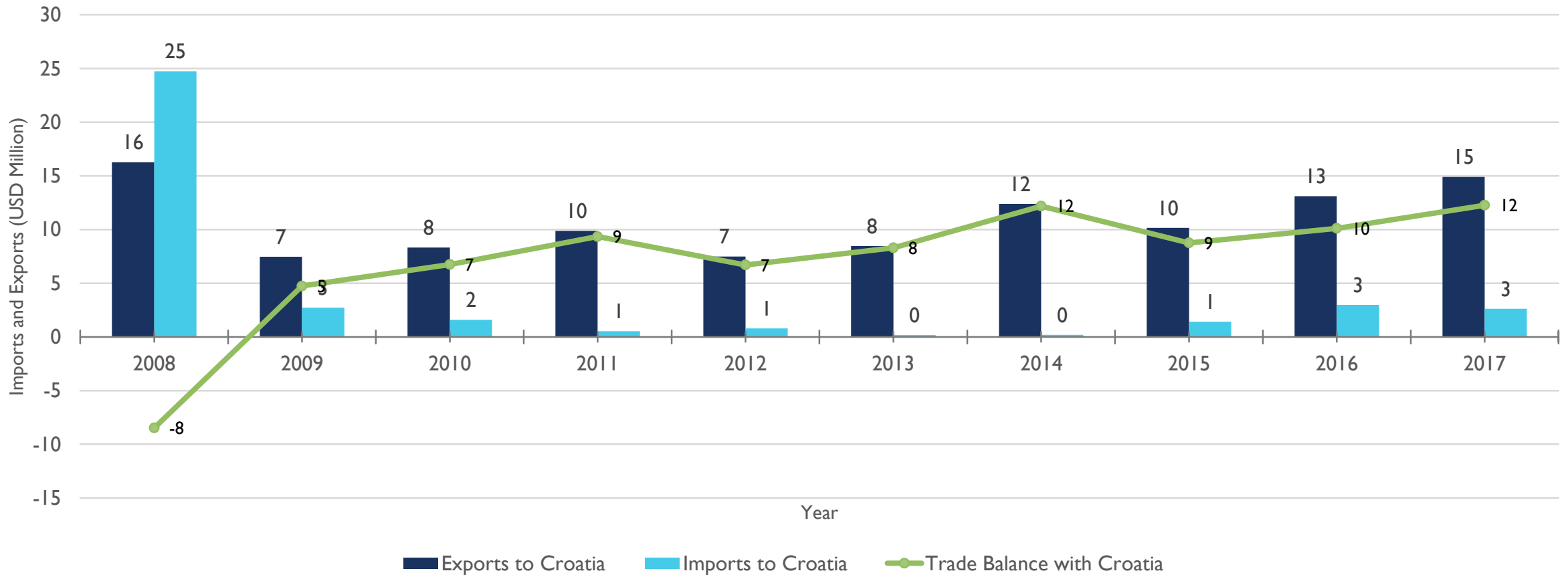


PAKISTAN'S IMPORTS FROM THE EU(28), 2017

- EU is Pakistan's 3rd largest import partner after China and UAE.
- Imports from the EU stood at \$5.72 billion in 2017.
- Croatia accounts for 0.05% of Pakistan's imports from the EU and 0.004% of total imports from the world.



PAKISTAN CROATIA TRADE TRENDS



PAKISTAN'S TOP 10 EXPORTS TO CROATIA

HS CODE	DESCRIPTION	EXPORT VALUE 2015 (US\$)	EXPORT VALUE 2016 (US\$)	EXPORT VALUE 2017 (US\$)
630231	Bedlinen of cotton	1,300,000	2,090,000	2,918,000
630260	Toilet linen and kitchen linen of terry towelling	1,216,000	1,589,000	2,075,000
630210	Bedlinen, knitted or crocheted	1,667,000	1,966,000	1,854,000
630239	Bedlinen of textile materials	782,000	1,104,000	1,594,000
520821	Plain woven fabrics of cotton	523,000	597,000	665,000
252921	Fluorspar containing	0	0	605,000
520822	Plain woven fabrics of cotton	46,600	65,700	467,000
420329	Gloves, mittens and mitts of leather	490,000	624,000	453,000
640399	Footwear with outer soles	543,000	351,000	353,000
950662	Inflatable balls	304,000	79,000	261,000

PAKISTAN'S TOP 10 IMPORTS FROM CROATIA

HS CODE	DESCRIPTION	IMPORT VALUE 2015 (US\$)	IMPORT VALUE 2016 (US\$)	IMPORT VALUE 2017 (US\$)
732690	Articles of iron or steel, n.e.s.	1,178,000	2,786,000	2,279,000
853590	Electrical apparatus	20,000	0	147,000
440729	Tropical wood	0	0	30,000
854231	Electronic integrated circuits	10,000	12,000	26,000
440394	Beech Fagus spp	0	0	25,000
847590	Parts of machines for assembling lamps, tubes or valves	0	0	18,000
293040	Methionine	0	0	17,000
400911	Tubes, pipes and hoses, of vulcanised rubber	0	0	13,000
440792	Beech Fagus spp, sawn or chipped	0	22,000	1,000
848050	Moulds for glass	0	13,000	9,000

Pakistan's Theoretical Potential for Additional Exports to Croatia, 2017

Top 10 Potential Products (HS 06)

HS CODE	DESCRIPTION	ACTUAL EXPORTS IN 2017 (US\$)	POTENTIAL EXPORTS IN 2017 (US\$)
410712	Grain splits leather "incl. parchment-dressed leather", of the whole hides and skins	91,000	114,304,000
610910	T-shirts, singlets and other vests of cotton, knitted or crocheted	0	76,715,000
620462	Women's or girls trousers, bib and brace overalls, breeches and shorts of cotton	0	72,870,000
300490	Medicaments consisting of mixed or unmixed products for therapeutic or prophylactic purposes	0	70,786,000
640399	Footwear with outer soles of rubber, plastics or composition leather, with uppers of leather	353,000	67,404,000
901890	Instruments and appliances used in medical, surgical or veterinary sciences, n.e.s.	70,000	51,528,000
611595	Full-length or knee-length stockings, socks and other hosiery, incl. footwear without applied	6,000	44,669,000
620342	Men's or boys trousers, bib and brace overalls, breeches and shorts, of cotton	0	44,434,000
611020	Jerseys, pullovers, cardigans, waistcoats and similar articles, of cotton, knitted or crocheted	5,000	37,584,000
300439	Medicaments containing hormones or steroids used as hormones but not antibiotics	0	32,857,000

Pakistan's Theoretical Potential for Additional Imports from Croatia, 2017

Top 10 Potential Products (HS 06)

HS CODE	DESCRIPTION	ACTUAL IMPORTS IN 2017 (US\$)	POTENTIAL IMPORTS IN 2017 (US\$)
890800	Vessels and other floating structures for breaking up	0	556,433,000
300490	Medicaments consisting of mixed or unmixed products for therapeutic or prophylactic purposes, ...	0	368,135,000
080280	Fresh or dried areca nuts, whether or not shelled or peeled	0	113,858,000
870829	Parts and accessories of bodies for tractors, motor vehicles for the transport of ten or more ...	0	109,343,000
730890	Structures and parts of structures, of iron or steel, n.e.s. (excluding bridges and bridge-sections, ...	0	109,335,000
854140	Photosensitive semiconductor devices, incl. photovoltaic cells whether or not assembled in ...	0	89,367,000
854449	Electric conductors, for a voltage <= 1.000 V, insulated, not fitted with connectors, n.e.s.	0	85,378,000
720449	Waste and scrap of iron or steel (excluding slag, scale and other waste of the production of ...	0	84,993,000
850423	Liquid dielectric transformers, having a power handling capacity > 10.000 kVA	0	81,212,000
940690	Prefabricated buildings, whether or not complete or already assembled (excl. of wood)	0	77,086,000