

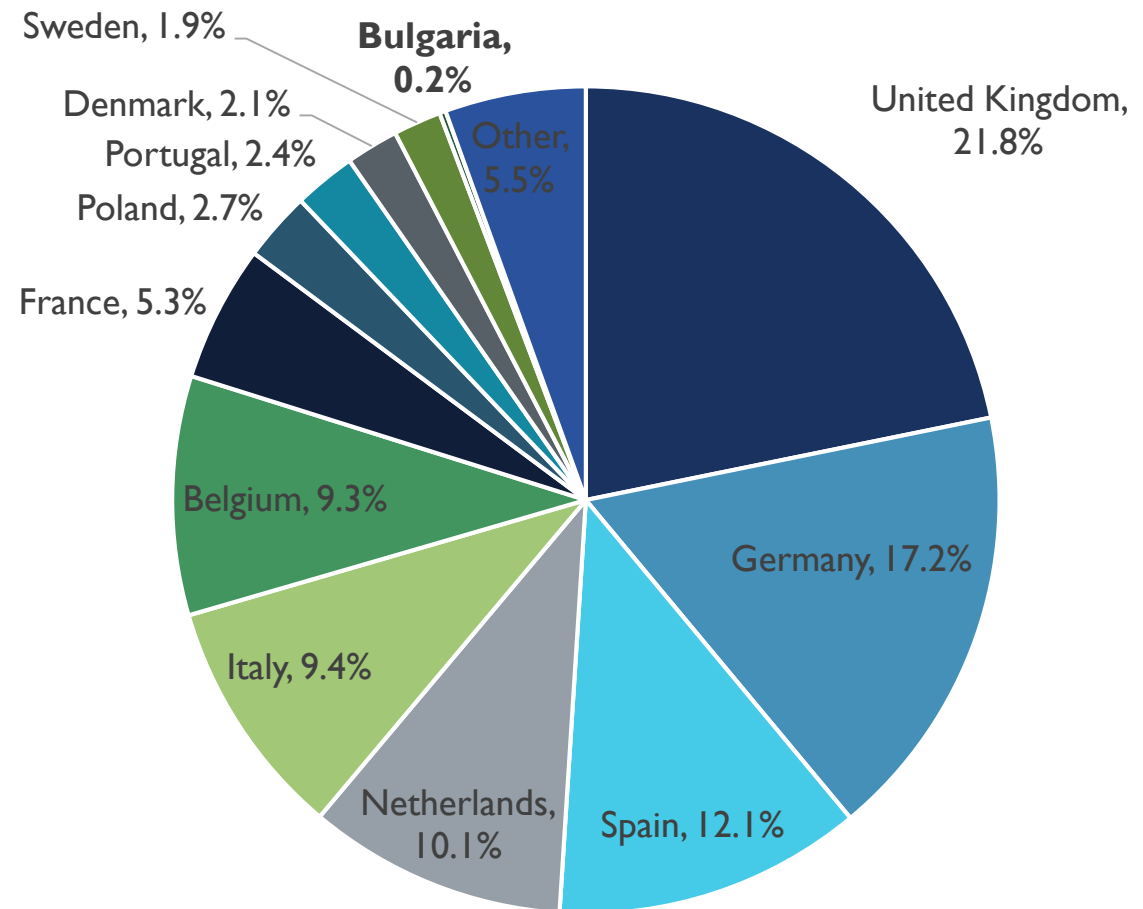


BULGARIA – PAKISTAN TRADE



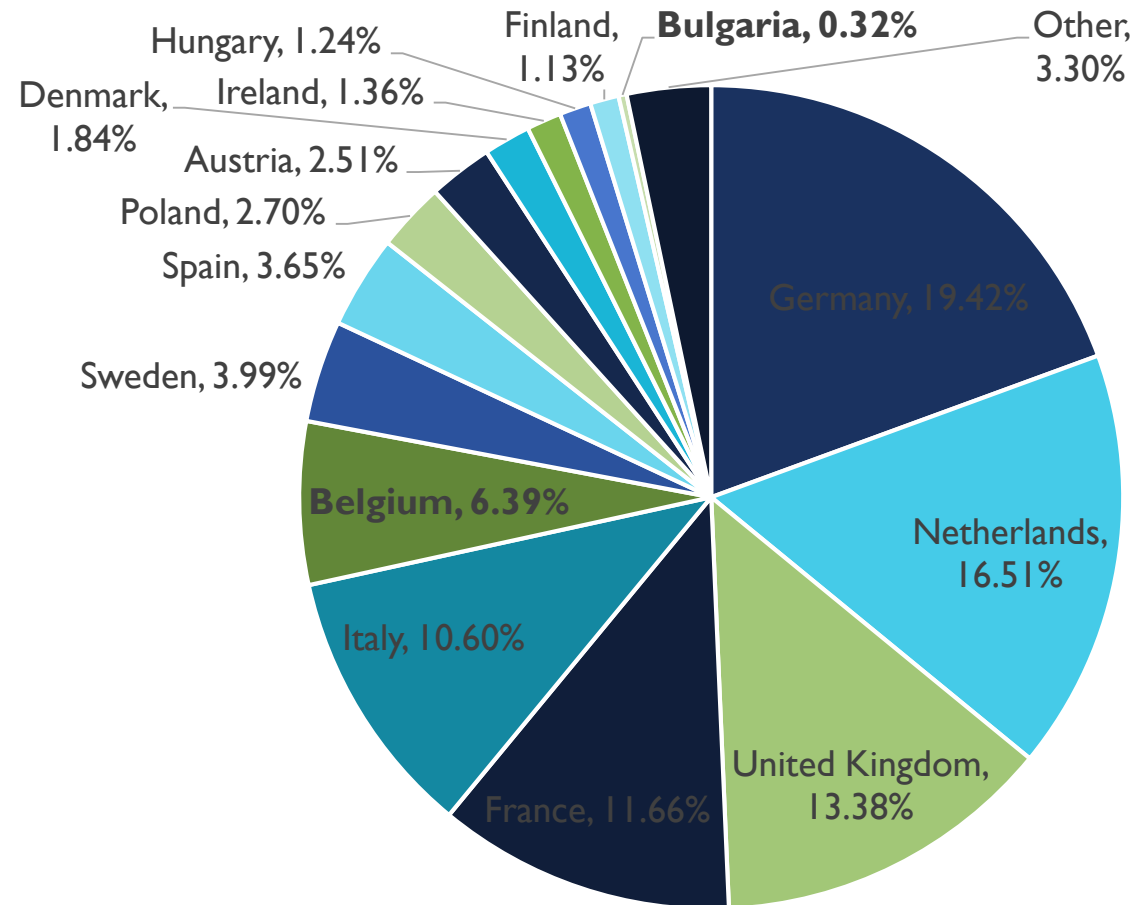
PAKISTAN'S EXPORTS TO THE EU(28), 2017

- EU is Pakistan's largest export market representing 34% of exports.
- Bulgaria accounted for 0.2% of total EU exports from Pakistan in 2017.

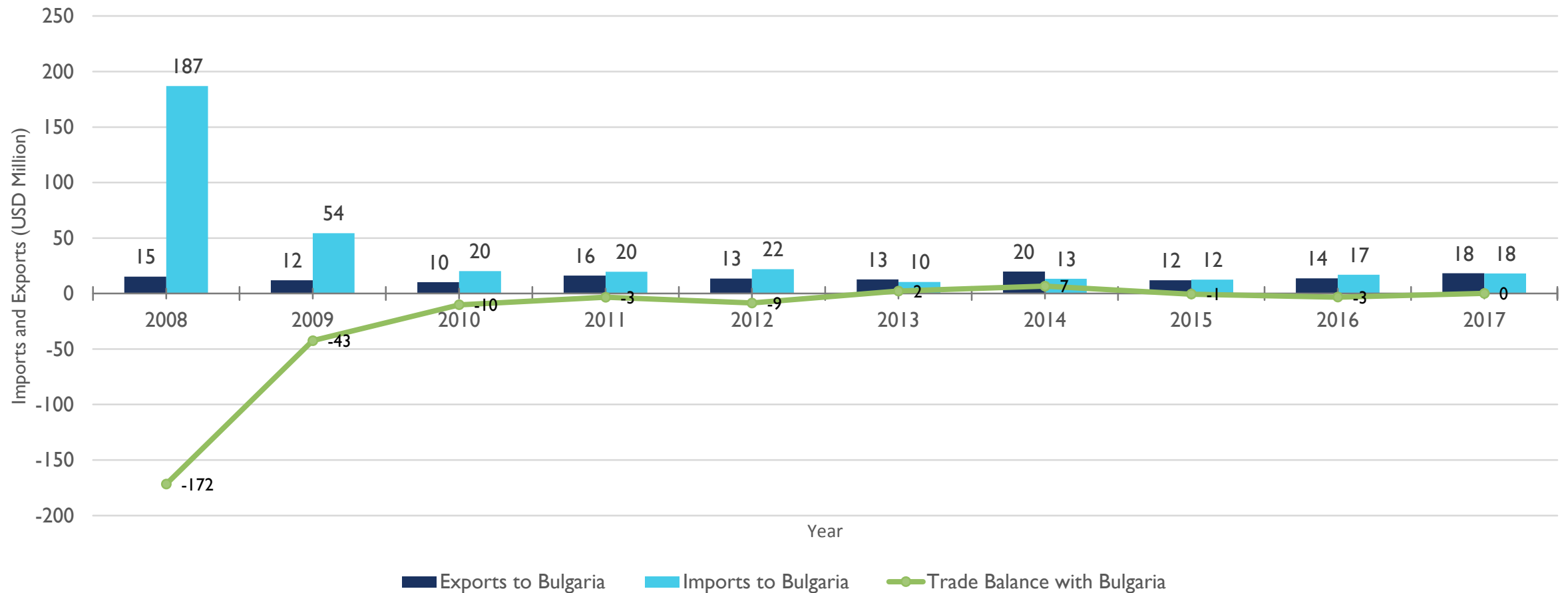


PAKISTAN'S IMPORTS FROM THE EU(28), 2017

- EU is Pakistan's 3rd largest import partner after China and UAE.
- Imports from the EU stood at \$5.72 billion in 2017.
- Bulgaria accounts for 0.32% of Pakistan's imports from the EU and 0.03% of total imports from the world.



PAKISTAN BULGARIA TRADE TRENDS



PAKISTAN'S TOP 10 EXPORTS TO BULGARIA

HS CODE	DESCRIPTION	EXPORT VALUE 2015 (US\$)	EXPORT VALUE 2016 (US\$)	EXPORT VALUE 2017 (US\$)
390761	Polyethylene terephthalate in primary forms	0	0	3,158,000
520852	Plain woven fabrics of cotton	137,000	216,000	2,094,000
521021	Plain woven fabrics of cotton	1,480,000	1,712,000	2,027,000
520831	Plain woven fabrics of cotton	663,000	1,029,000	1,300,000
901890	Instruments and appliances used in medical	1,426,000	1,167,000	852,000
551341	Plain woven fabrics	310,000	336,000	547,000
630260	Toilet linen and kitchen linen of terry towelling	510,000	381,000	534,000
610821	Women's or girls' briefs and panties of cotton	0	31,000	493,000
420329	Gloves, mittens and mitts, of leather	110,000	408,000	456,000
630231	Bedlinen of cotton	30,000	153,000	346,000

PAKISTAN'S TOP 10 IMPORTS FROM BULGARIA

HS CODE	DESCRIPTION	IMPORT VALUE 2015 (US\$)	IMPORT VALUE 2016 (US\$)	IMPORT VALUE 2017 (US\$)
071320	Dried, shelled chickpeas garbanzos	0	671,000	3,420,000
870894	Steering wheels, steering columns and steering boxes	1,266,000	1,161,000	3,111,000
630900	Worn clothing and clothing accessories	1,106,000	1,394,000	1,829,000
240120	Tobacco, partly or wholly stemmed or stripped	2,258,000	2,312,000	1,478,000
283620	Disodium carbonate	11,000	990,000	1,285,000
071310	Dried, shelled peas Pisum sativum	284,000	3,855,000	941,000
230990	Preparations of a kind used in animal feeding	1,366,000	1,309,000	923,000
740710	Bars, rods and profiles, of refined copper, n.e.s.	834,000	815,000	902,000
740911	Plates, sheets and strip, of refined copper in coils	511,000	332,000	515,000
053620	Automatic circuit breakers	309,000	243,000	478,000

Pakistan's Theoretical Potential for Additional Exports to Bulgaria, 2017

Top 10 Potential Products (HS 06)

HS CODE	DESCRIPTION	ACTUAL EXPORTS IN 2017 (US\$)	POTENTIAL EXPORTS IN 2017 (US\$)
170199	Cane or beet sugar and chemically pure sucrose, in solid form	0	97,689,000
740400	Waste and scrap, of copper (excluding ingots or other similar unwrought shapes)	76,000	85,799,000
300490	Medicaments consisting of mixed or unmixed products for therapeutic or prophylactic purposes	0	70,786,000
390761	Polyethylene terephthalate", in primary forms, having a viscosity number of ≥ 78 ml/g	3,158,000	67,440,000
901890	Instruments and appliances used in medical, surgical or veterinary sciences, n.e.s.	852,000	60,640,000
620342	Men's or boys trousers, bib and brace overalls, breeches and shorts, of cotton	7,000	41,354,000
610910	T-shirts, singlets and other vests of cotton, knitted or crocheted	0	40,650,000
640399	Footwear with outer soles of rubber, plastics or composition leather, with uppers of leather	5,000	33,640,000
721049	Flat-rolled products of iron or non-alloy steel, of a width of ≥ 600 mm, hot-rolled or cold-rolled	0	31,179,000
300439	Medicaments containing hormones or steroids used as hormones but not antibiotics	0	30,937,000

Pakistan's Theoretical Potential for Additional Imports from Bulgaria, 2017

Top 10 Potential Products (HS 06)

HS CODE	DESCRIPTION	ACTUAL IMPORTS IN 2017 (US\$)	POTENTIAL IMPORTS IN 2017 (US\$)
300490	Medicaments consisting of mixed or unmixed products for therapeutic or prophylactic purposes	0	368,135,000
853710	Boards, cabinets and similar combinations of apparatus for electric control or the distribution	0	132,209,000
080280	Fresh or dried areca nuts, whether or not shelled or peeled	0	113,858,000
840991	Parts suitable for use solely or principally with spark-ignition internal combustion piston	0	110,567,000
870323	Motor cars and other motor vehicles principally designed for the transport of persons	0	103,840,000
780110	Unwrought lead, refined	0	96,400,000
740311	Copper, refined, in the form of cathodes and sections of cathodes	0	95,690,000
291736	Terephthalic acid and its salts	0	92,450,000
848180	Appliances for pipes, boiler shells, tanks, vats or the like (excluding pressure-reducing valves	0	89,092,000
851712	Telephones for cellular networks "mobile telephones" or for other wireless networks	0	85,256,000