

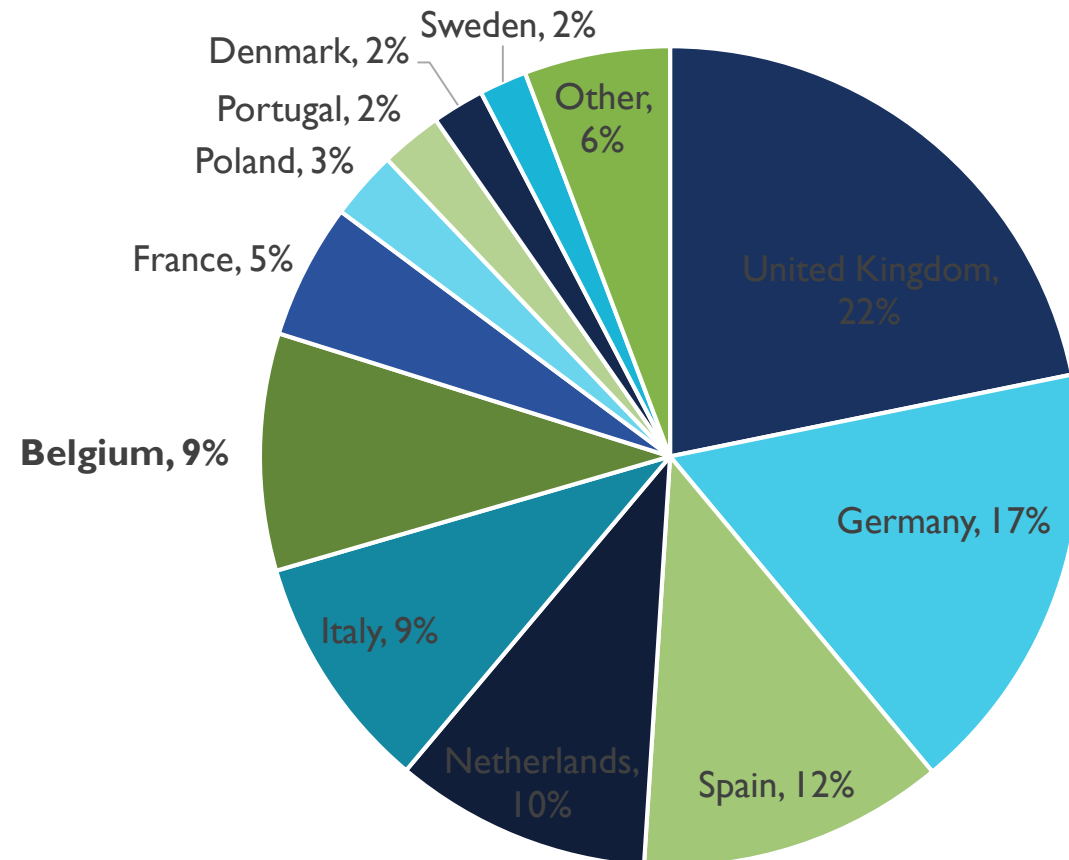


BELGIUM – PAKISTAN TRADE



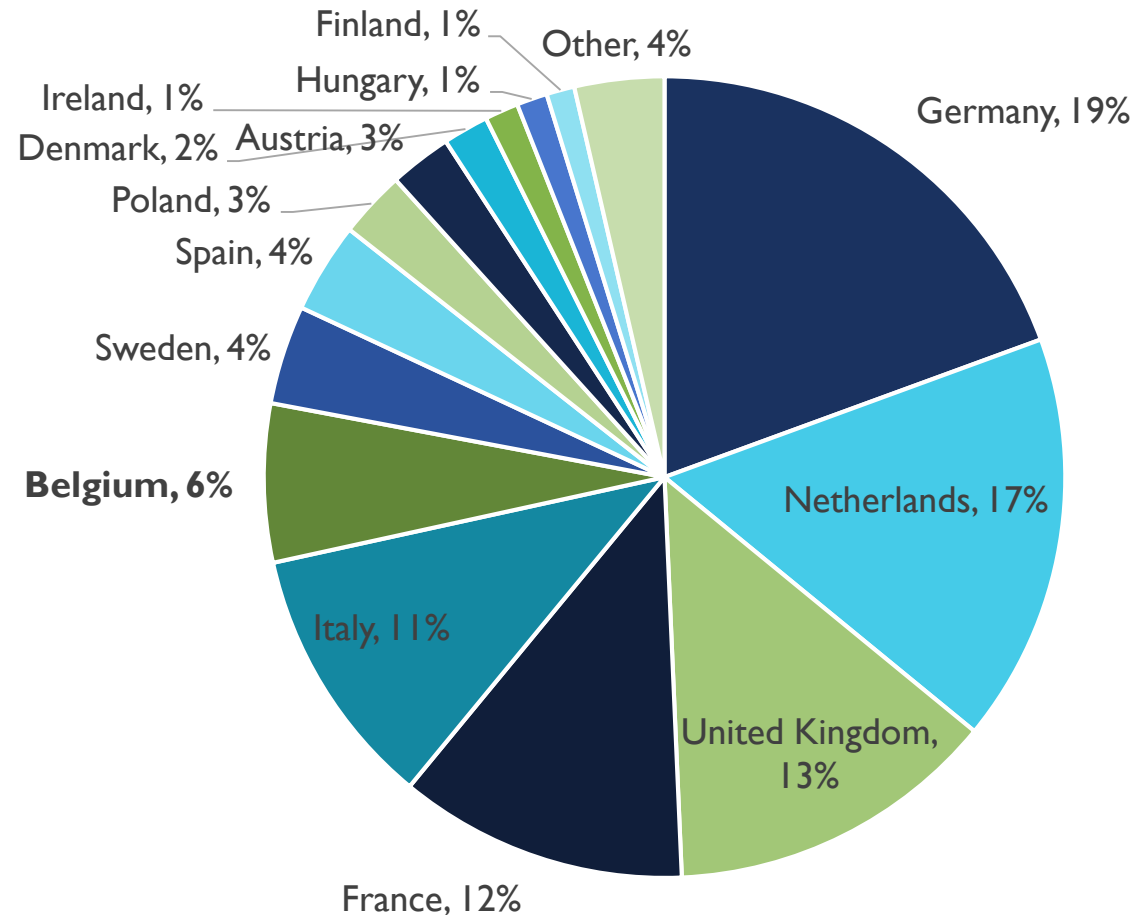
PAKISTAN'S EXPORTS TO THE EU(28), 2017

- EU is Pakistan's largest export market representing 34% of exports.
- Belgium accounted for 9% of total EU exports from Pakistan in 2017.

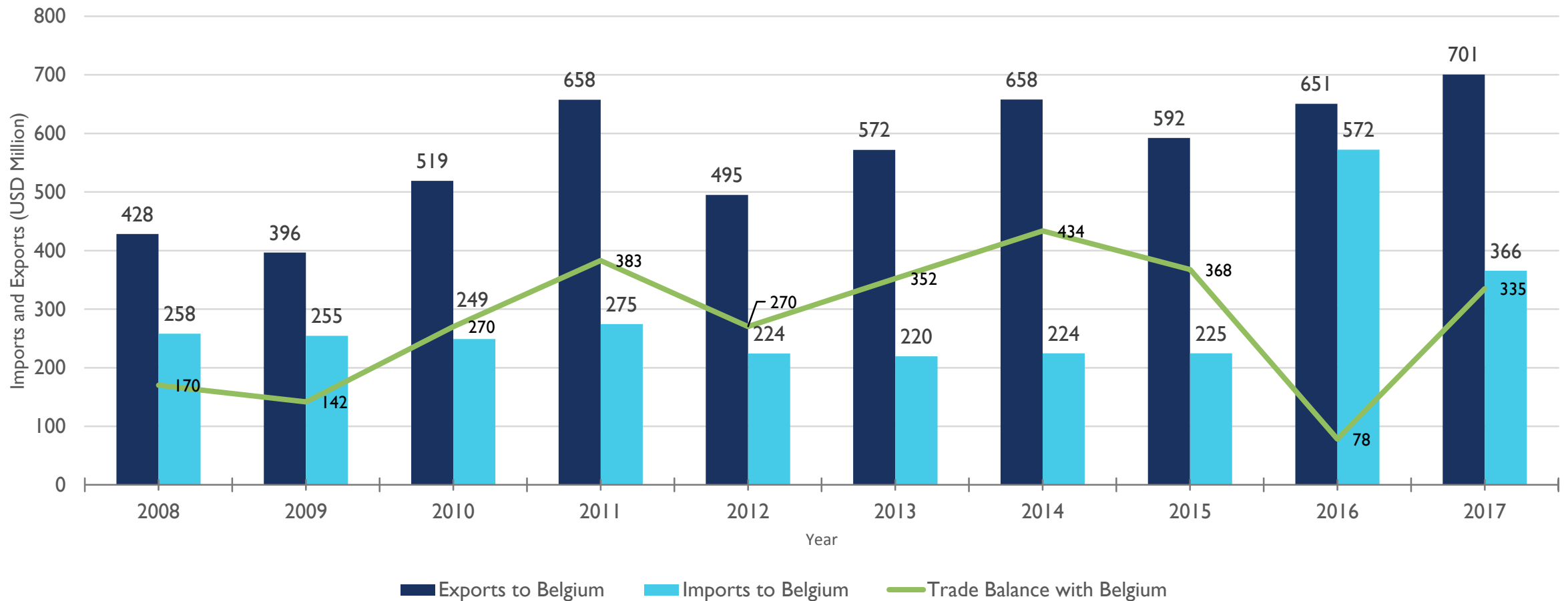


PAKISTAN'S IMPORTS FROM THE EU(28), 2017

- EU is Pakistan's 3rd largest import partner after China and UAE.
- Imports from the EU stood at \$5.72 billion in 2017.
- Belgium accounts for 6% of Pakistan's imports from the EU and 0.63% of total imports from the world



PAKISTAN BELGIUM TRADE TRENDS



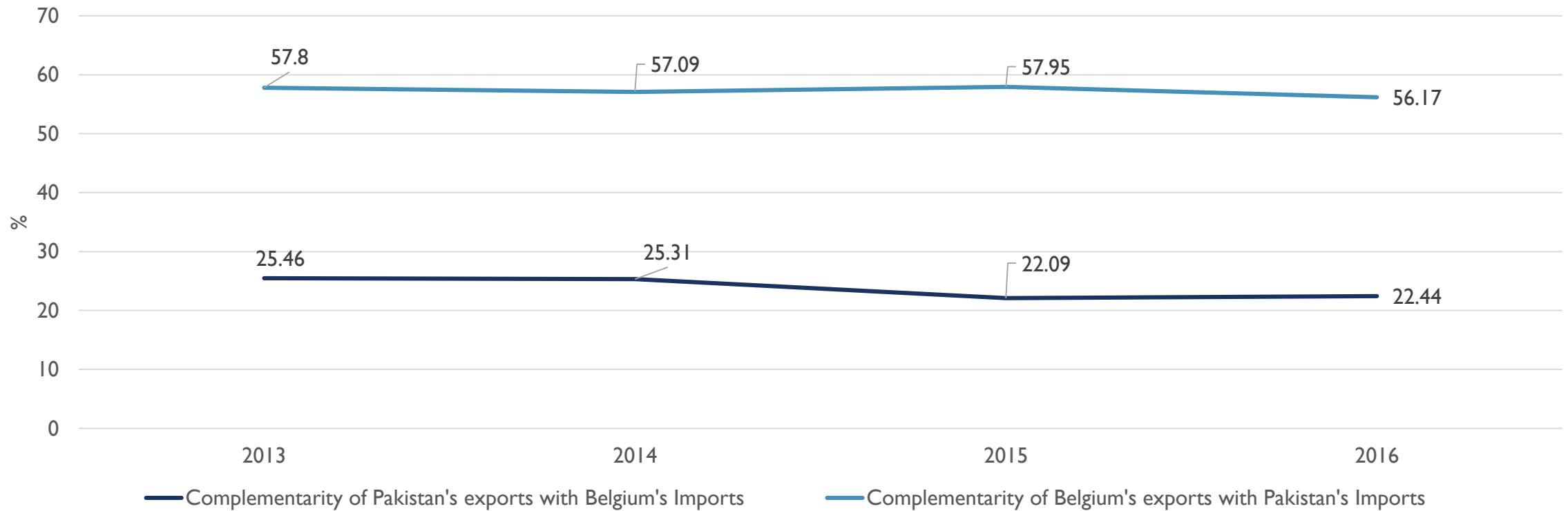
PAKISTAN'S TOP 10 EXPORTS TO BELGIUM

HS CODE	DESCRIPTION	EXPORT VALUE 2015 (US\$)	EXPORT VALUE 2016 (US\$)	EXPORT VALUE 2017 (US\$)
620322	Men's or boys' ensembles of cotton	19,881,000	74,810,000	87,547,000
630231	Bedlinen of cotton	76,082,000	75,002,000	86,594,000
841199	Parts of gas turbines, n.e.s.	0	0	33,156,000
630210	Bedlinen, knitted or crocheted	31,702,000	31,525,000	32,951,000
620462	Women's or girls' trousers	40,328,000	24,427,000	25,196,000
100630	Semi-milled or wholly milled rice	35,980,000	22,858,000	24,939,000
620342	Men's or boys' trousers	45,972,000	34,594,000	24,914,000
611595	Full-length or knee-length stockings, socks	14,229,000	18,296,000	22,316,000
610590	Men's or boys' shirts of textile materials	17,883,000	16,449,000	21,065,000
521011	Plain woven fabrics of cotton	17,304,000	21,844,000	20,933,000

PAKISTAN'S TOP 10 IMPORTS FROM BELGIUM

HS CODE	DESCRIPTION	IMPORT VALUE 2015 (US\$)	IMPORT VALUE 2016 (US\$)	IMPORT VALUE 2017 (US\$)
300220	Vaccines for human medicine	54,729,000	80,405,000	83,552,000
271012	Light oils and preparations, of petroleum	14,000	0	59,308,000
844630	Weaving machines for weaving fabrics	16,646,000	46,554,000	35,818,000
390110	Polyethylene	5,422,000	15,701,000	13,701,000
300490	Medicaments consisting of mixed or unmixed products	9,018,000	10,226,000	11,679,000
720449	Waste and scrap of iron or steel	11,947,000	12,072,000	10,523,000
293040	Methionine	320,000	8,101,000	8,984,000
630900	Worn clothing and clothing accessories,	3,575,000	3,501,000	5,669,000
843351	Combine harvester-threshers	5,107,000	4,811,000	5,311,000
040210	Milk and cream in solid forms	4,657,000	3,698,000	4,543,000

TRADE COMPLIMENTARITY



Pakistan's Theoretical Potential for Additional Exports to Belgium, 2017

Top 10 Potential Products (HS 06)

HS CODE	DESCRIPTION	ACTUAL EXPORTS IN 2017 (US\$)	POTENTIAL EXPORTS IN 2017 (US\$)
620342	Men's or boys trousers, bib and brace overalls, breeches and shorts, of cotton	34,594,000	385,509,000
901890	Instruments and appliances used in medical, surgical or veterinary sciences, n.e.s.	5,106,000	355,963,000
170199	Cane or beet sugar and chemically pure sucrose, in solid form	0	342,901,000
610910	T-shirts, singlets and other vests of cotton, knitted or crocheted	8,012,000	191,688,000
620462	Women's or girls trousers, bib and brace overalls, breeches and shorts of cotton	24,427,000	171,879,000
390761	Poly"ethylene terephthalate", in primary forms, having a viscosity number of ≥ 78 ml/g	0	130,746,000
611595	Full-length or knee-length stockings, socks and other hosiery, incl. footwear	18,296,000	120,825,000
100640	Broken rice	719,000	103,347,000
610510	Men's or boys shirts of cotton, knitted or crocheted	4,095,000	103,192,000
611610	Gloves, mittens and mitts, impregnated, coated or covered with plastics or rubber, knitted	1,810,000	102,730,000

Pakistan's Theoretical Potential for Additional Imports from Belgium, 2017

Top 10 Potential Products (HS 06)

HS CODE	DESCRIPTION	ACTUAL IMPORTS IN 2017 (US\$)	POTENTIAL IMPORTS IN 2017 (US\$)
720449	Waste and scrap of iron or steel (excluding slag, scale and other waste of the production	10,523,000	773,322,000
870321	Motor cars and other motor vehicles principally designed for the transport of persons,	0	575,188,000
851712	Telephones for cellular networks "mobile telephones" or for other wireless networks	555,000	543,885,000
390210	Polypropylene, in primary forms	1,568,000	464,525,000
870322	Motor cars and other motor vehicles principally designed for the transport of persons	0	362,700,000
300490	Medicaments consisting of mixed or unmixed products for therapeutic or prophylactic purposes	11,679,000	356,456,000
720839	Flat-rolled products of iron or non-alloy steel, of a width of ≥ 600 mm	0	347,492,000
870323	Motor cars and other motor vehicles principally designed for the transport of persons	47,000	340,700,000
390110	Polyethylene with a specific gravity of $< 0,94$, in primary forms	13,701,000	317,908,000
390120	Polyethylene with a specific gravity of $\geq 0,94$, in primary forms	1,85,000	316,492,000